

## Millennials and their K-12 School Choices

Afternoon Roundtable Presentation  
USC/SCAG 27th Annual Demographic Workshop  
"Millennials and their School Choices"

**Valerie Edwards**, Chief Enrollment Analysis Coordinator  
**Mary Ehrental Prichard**, Demographic Research and Planning Analyst II

LAUSD Master Planning and Demographics Unit  
*Rena Perez, Director*  
June 13, 2016



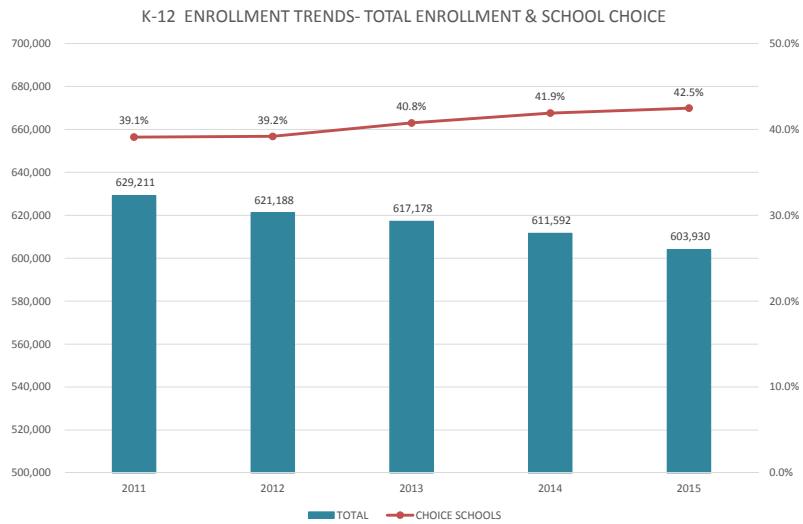
### **Grades K-12 School Enrollment Choice in California**

- **Resident / Neighborhood School**
  - Public school serving students from the local neighborhoods. Attendance Boundary.
- **Enrollment Permits**
  - At the discretion of each Local Education Agency (LEA)
    - Intra-District & Inter-District
- **Open Enrollment**
  - California statute (1993)- alternative enrollment option to resident schools.
- **Magnet**
  - Federal statute- voluntary integration program established in the 1970's.
- **NCLB School Choice**
  - Federal statute- No Child Left Behind (NCLB) law.
- **Charter**
  - Federal & California statutes (1992) – independently operated public schools initiated by organizations / community members / parents /teachers.
    - California has more active charter schools than any other state in the nation.
    - LAUSD hosts more charter schools than any other school district in the nation.
- **District of Choice**
  - California Statute (2010)-
- **Private Schools**

**Slide Notes: Grades K-12 School Enrollment Choice in California**

- There are a variety of K-12 enrollment choices in the state of California.
- The Los Angeles Unified School District (LAUSD) is not a District of Choice but offers all of the other types of public school choices.
- LAUSD is both a traditional school system and a choice-based system, which means any and every student can choose to attend their neighborhood school or apply to schools of choice that offer specialized programs within the District.

**LAUSD K-12 Enrollment Trends :  
Graded Total K-12 and % Enrolled in Choice Schools**



**Slide Notes: LAUSD K-12 Enrollment Trends :  
Graded Total K-12 and Choice Schools**

- Since 2011 LAUSD K-12 enrollments have declined approximately 1/2 % to 1% per year for the past 5 years, with a total decline of 4%.

-Some demographics reasons for the decline within the LAUSD boundary are:

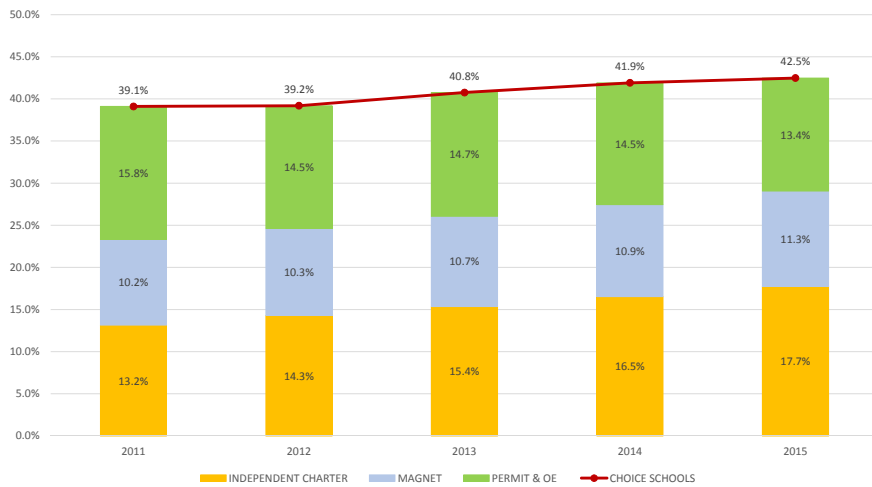
- lower birth rates;
- smaller family sizes;
- less foreign immigration;
- domestic in-migration of HH with no children;
- Domestic out-migration of families.

-While Millennials and Gen X parents continue to enroll their children in both traditional and choice schools within LAUSD, the proportion of students enrolled in choice schools has grown by approximately 4% within the past five years.

-As of SY 2015-16: 59.5% of all enrollment in grades K-12 was in neighborhood/resident schools and 42.5% of enrollment was in some type of school choice option.

**LAUSD School Choice Enrollment Trends-  
All Types of School Choice**

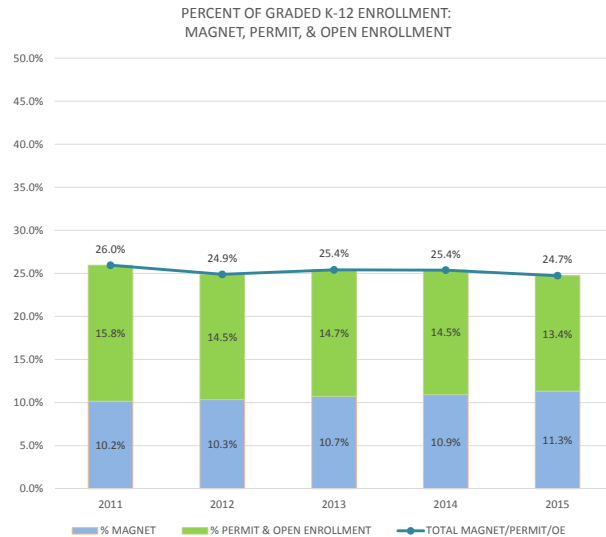
PERCENT OF GRADED K-12 ENROLLMENT:  
CHOICE SCHOOLS



**Slide Notes: LAUSD School Choice Enrollment Trends-  
All Types of School Choice**

- Here is how students are enrolled in the broad categories of school choices: Independent Charter, Magnet, and Permit & Open Enrollment.
- Notice that independent charter and magnet enrollments have steadily been increasing over the years, with independent charters outpacing all other school choices; growing at over 1% per year.
- At the same time, the proportion of enrollments in permit & open enrollment has experienced some decline.
- The decline in 2012 was in part due to the opening of many new schools from the decade-long school construction program. In that year a large number of new elementary schools opened to the public. New schools prompted more parents to enroll children in their neighborhood schools, rather than apply to non-resident choices elsewhere in the district.
- Recognize that the trends are not solely a function of parent choices to send their children to schools other than their neighborhood schools. In some cases, neighborhood schools were converted into schools of choice, so students who were enrolled at their neighborhood schools in effect attend a choice school.
- When choosing a non-resident school, parent's choices (demand) can be limited by the supply/availability of classroom seats for a particular type of school choice. The number of seats for each type of choice can only accommodate a fixed number of students. In some cases, the supply is very limited and can show up as a lack of growth and parental interest over time, when it's limited supply driving the trends.
- One way the Master Planning and Demographic Unit supports the District is through research and analyses of short and long range relationships between enrollments (demand) and capacities/seats (supply).

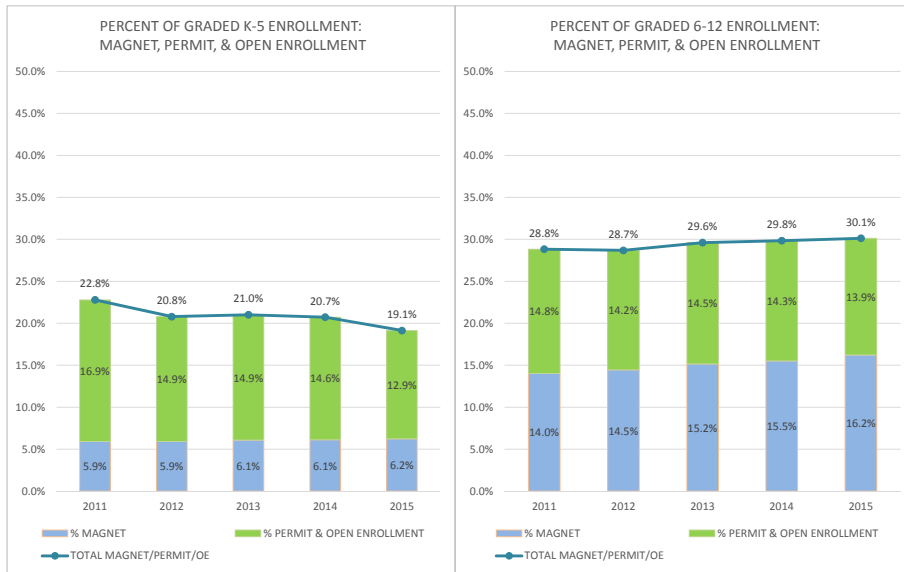
**LAUSD School Choice Enrollment Trends-  
Magnet, Permit, & Open Enrollment**



**Slide Notes: LAUSD School Choice Enrollment Trends- Magnet, Permit, & Open Enrollment**

- Now let's look at how the children of Millennials and Gen X'rs are enrolled in specific types of school choices offered by the LAUSD.
- Magnet, Permit, & Open Enrollment programs have long been offered to parents as choices.
- Although the proportion of students enrolled in these types of choices has diminished slightly over time, as of the SY 2015-16 there are still almost 25% of all students participating in magnet, permit and open enrollment options.
- Magnet
  - Magnet programs are one of the longest running choice programs.
  - Currently there are 210 magnet programs throughout the District with various themes of study.
  - Just over 11% of all LAUSD students are enrolled in magnet schools.
- Permit & OE
  - We see that the proportion of K-12 grade enrollments has declined over time, with just over 13% of students now enrolled as permit and open enrollment students.
  - In some schools, enrollments for permit and/or OE have been curtailed because state law requires that FISCs be provided 'adequate and equivalent facilities' (e.g. available seats at existing neighborhood school sites). FISC co-location requests are evaluated and offered before neighborhood schools are allowed to expand on non-resident enrollment (permit & open enrollment).

**LAUSD School Choice Enrollment Trends- Magnet, Permit, & Open Enrollment**

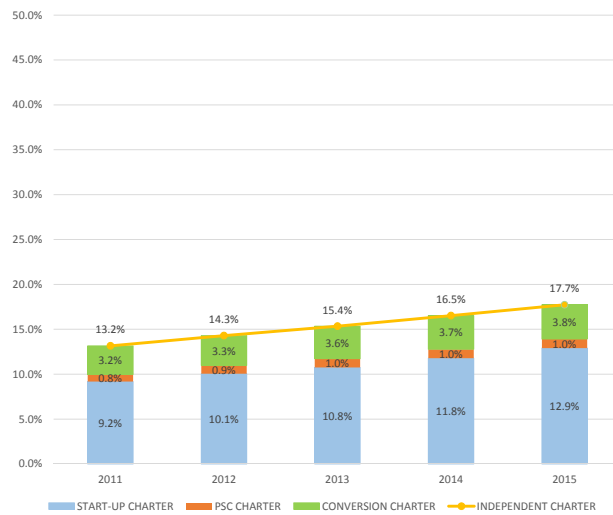


**Slide Notes: LAUSD School Choice Enrollment Trends- Magnet, Permit, & Open Enrollment (cont.)**

- Magnet
- Enrollments in magnet school show differences in pattern between primary and secondary grade ranges.
- Participation rises steeply in the secondary grades. This is due to parents typically enrolling their children into magnets in the 5<sup>th</sup> grade. Hence, we've seen a greater and growing participation in secondary grades.
- A newer trend is for traditional neighborhood schools to convert into resident magnet schools, which have themes of study AND can enroll students through the magnet choice process, but must give priority to neighborhood students.
- 
- Permit & OE
- Permit and open enrollment also show distinct trends between elementary and secondary grade ranges.
- While participation in secondary grades has remained relatively stable, with only a 1% decline in 5 years, participation at elementary grades has declined by 4% in the same time period.

**LAUSD School Choice Enrollment Trends- All Types of Fiscally Independent Charter (FISC) Enrollment**

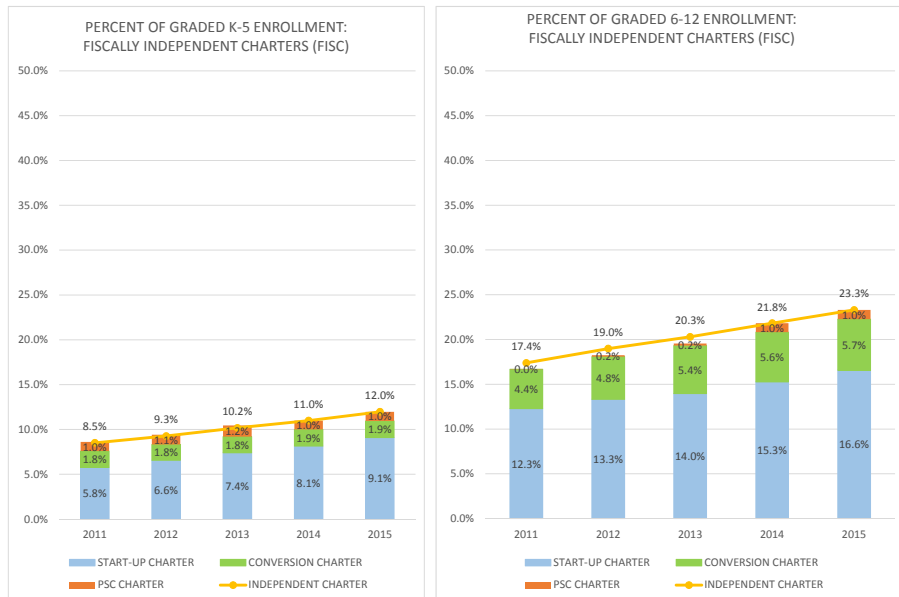
PERCENT OF GRADED K-12 ENROLLMENT:  
FISCALLY INDEPENDENT CHARTERS (FISC)



**Slide Notes: LAUSD School Choice Enrollment Trends-  
All Types of Fiscally Independent Charter (FISC) Enrollment (cont.)**

- LAUSD leads the nation in the number of FISC charters issued and the number of students enrolled in FISCs. The growth in the number of charter school seats and a continued interest to enroll has grown charter enrollments to almost 18% of LAUSD's total K-12 enrollments. The proportion of FISCs has steadily grown over the years, with a growing proportion of Millennial and Gen X children enrolled each subsequent year.
- FISCs originate in three general ways :
  - **PSC and conversion charters** – an LAUSD initiative . PSCs & conversions are LAUSD schools with greater latitude in how they operate. Unlike Start-ups, they are schools *with attendance boundaries* that are obligated to serve and enroll neighborhood families living within the school's attendance boundary.
    - **PSC** independent charter schools were generally created at new school sites that opened their doors as an independent charter school. Only 13 schools were identified through the PSC process. This is an example of where the very limited supply of seats has kept the proportion of enrollments from growing.
    - **Conversion** charters are existing traditional schools *with attendance boundaries* that converted to a independent charter school. These schools are obligated to serve and enroll neighborhood families living within the school's attendance boundary.
      - The growth in enrollments at the secondary level is due in part to a number of traditional high schools having converted to FISC charters within the past few years. As with PSC charters, the number of conversion charter seats (supply) available to parents (demand) is limited to the number of seats in the high school facilities.
      - In contrast, Start-Up charters have a broader range of options for where and how their schools can operate, including constructing its own facilities, using commercial properties, using community centers, and co-locating on LAUSD campuses.
  - **Start-up charter schools** are schools which were started by individuals or organizations that have a charter to operate within the LAUSD. These types of charters are autonomous in how and where they operate and can enroll students from anywhere in California.
    - Having greater latitude in where the schools can locate means there is potential for an ever growing supply of seats from which Millennial parents can choose to enroll their children.
- Currently, approximately 200 active Start-Ups operate within LAUSD's boundaries.

**LAUSD School Choice Enrollment Trends-  
All Types of Fiscally Independent Charter (FISC) Enrollment**



**Slide Notes: LAUSD School Choice Enrollment Trends-  
All Types of Fiscally Independent Charter (FISC) Enrollment (cont.)**

- Looking at independent charter K-5 trends among Millennial parents (elementary) as compared to Gen X (secondary) trends we see that the rate of elementary enrollments have increased by approximately 41% while secondary has grown by 34%.
- However, there is a greater difference among start-up charters specifically.
  - While there is a larger proportion of children enrolled in secondary, the rate of change at the elementary level has been significantly outpacing rates among secondary enrollments. For the past five years, the rates among elementary start-up charter enrollments have increased by 57%, whereas rates among secondary enrollments have increased by 35%.

**Summary**

- There are a variety of types of K-12 enrollment choices in the state of California. Within the LAUSD boundary, a wide range of choices are offered to the children of Millennials and Gen Xrs.
- Current LAUSD school choices include enrolling at neighborhood/resident schools, magnet schools, enrolling through permit or open enrollment, and enrolling at charter schools.
- During the same period when K-12 enrollments have been declining overall, the proportion of students enrolled in 'choice' school options has been increasing.
- As of SY 15-16 over half of all LAUSD K-12 students continue to be enrolled in a traditional neighborhood school.
- Independent charter school enrollments continue to grow fastest among choice schools, with enrollments in start-up charters growing at the fastest rate.

**LAUSD: All youth Achieving**

