

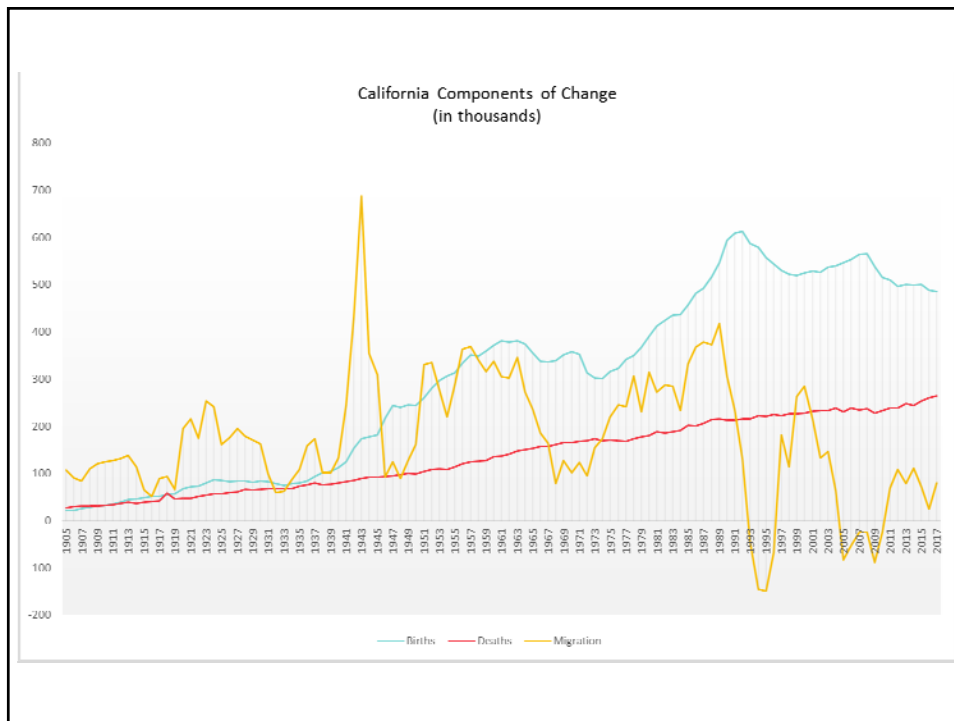
Migration and More

USC Demography Conference

June 11, 2018

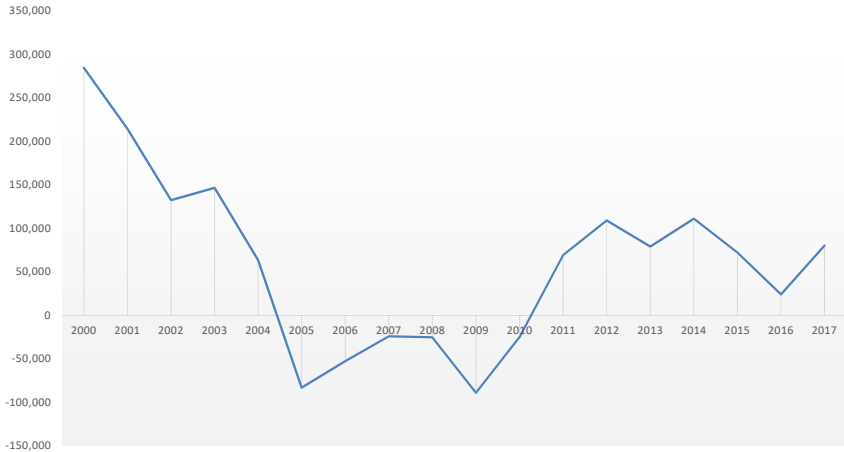


Walter Schwarm
Director, California State Data Center
California Department of Finance



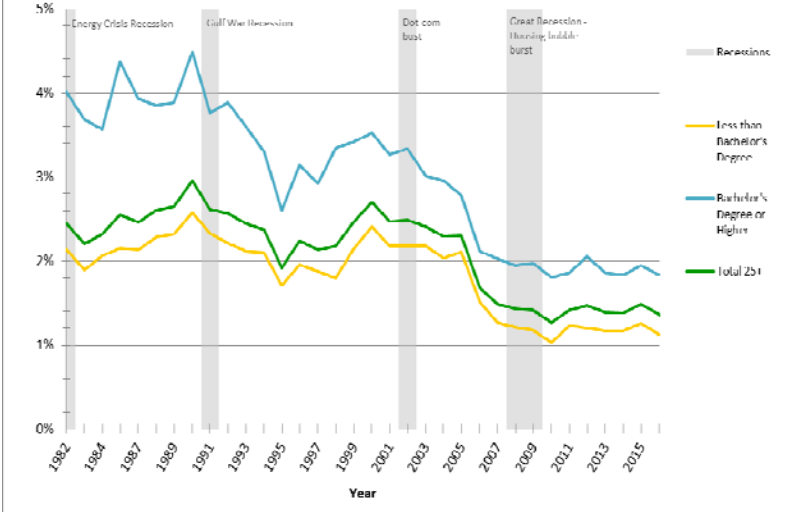
Recent Past

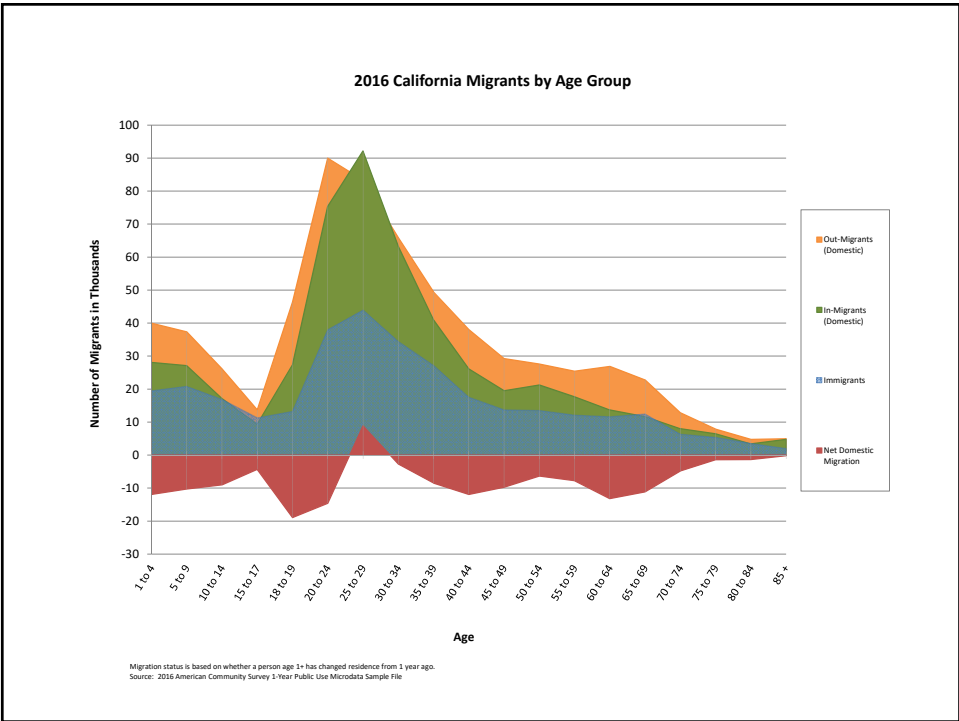
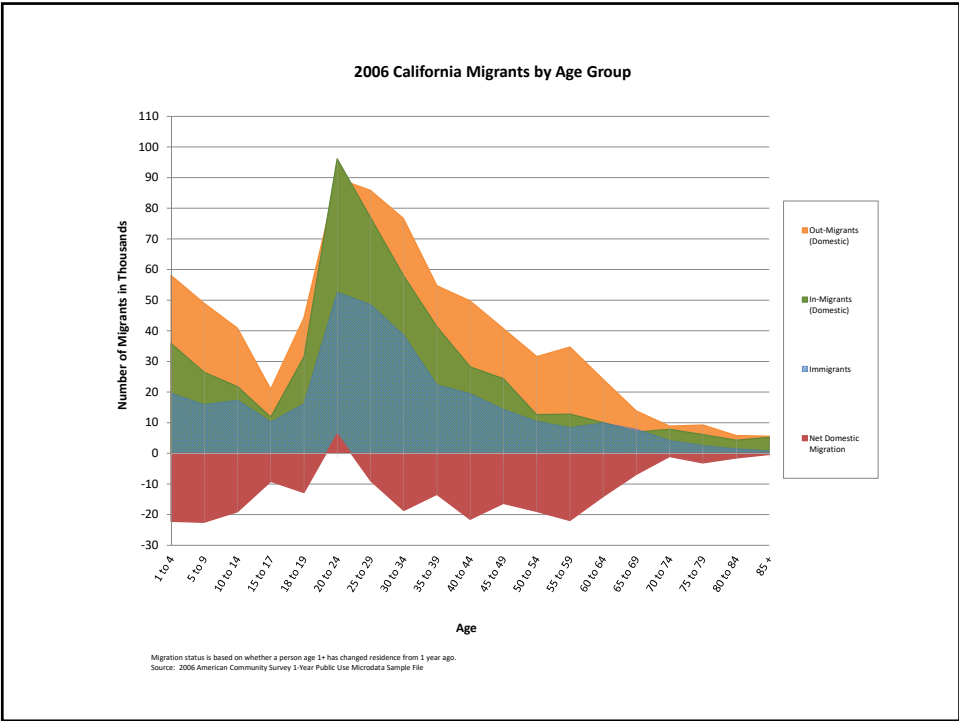
Net Migration Flow: California 2000-2016

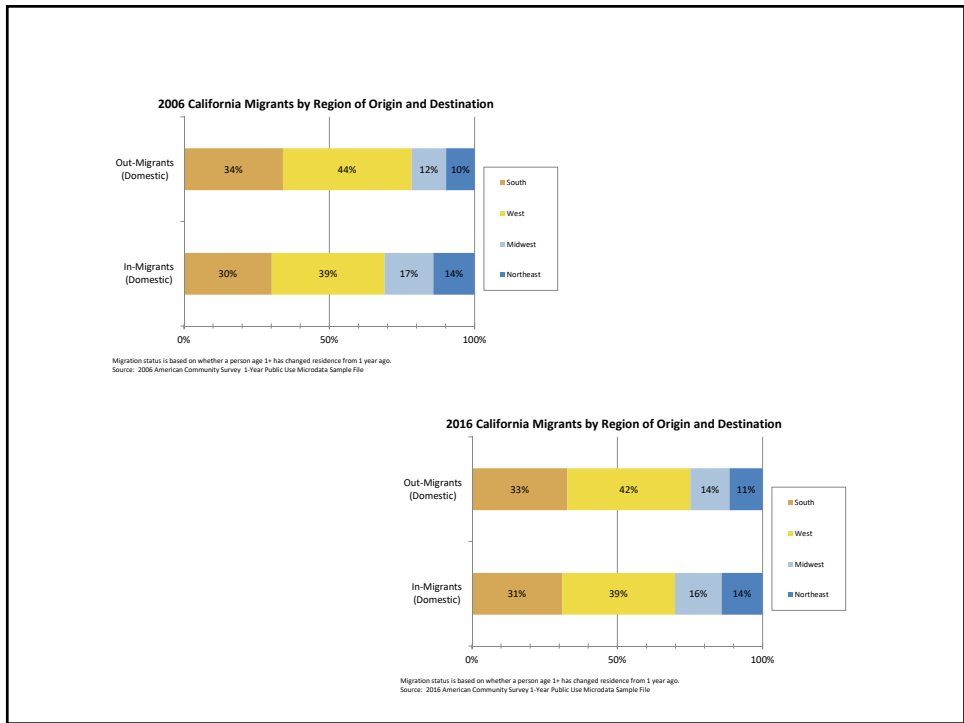
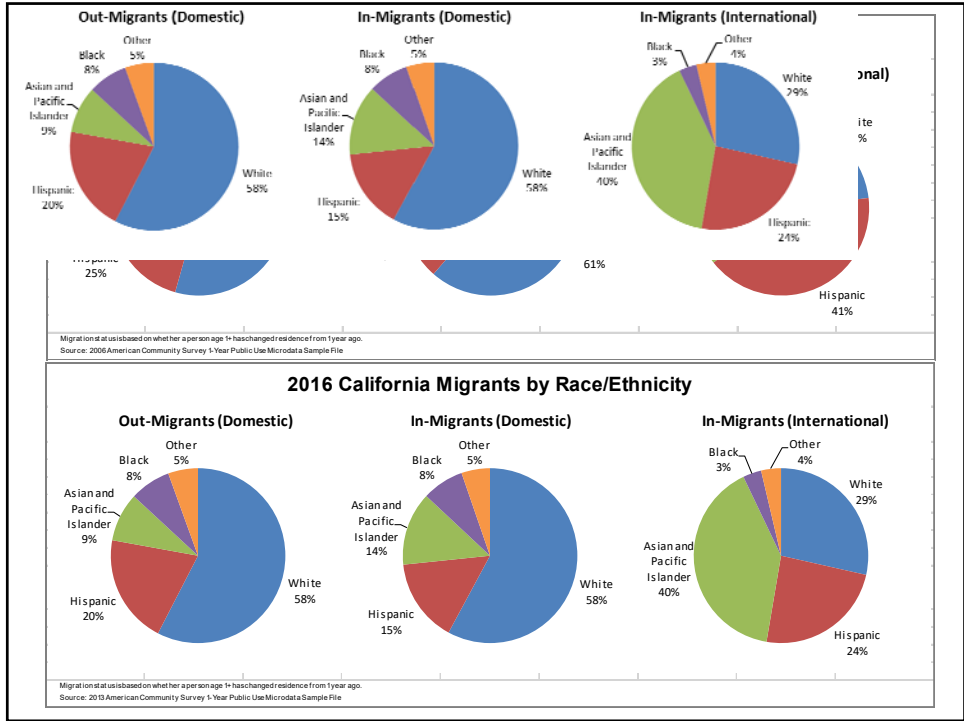


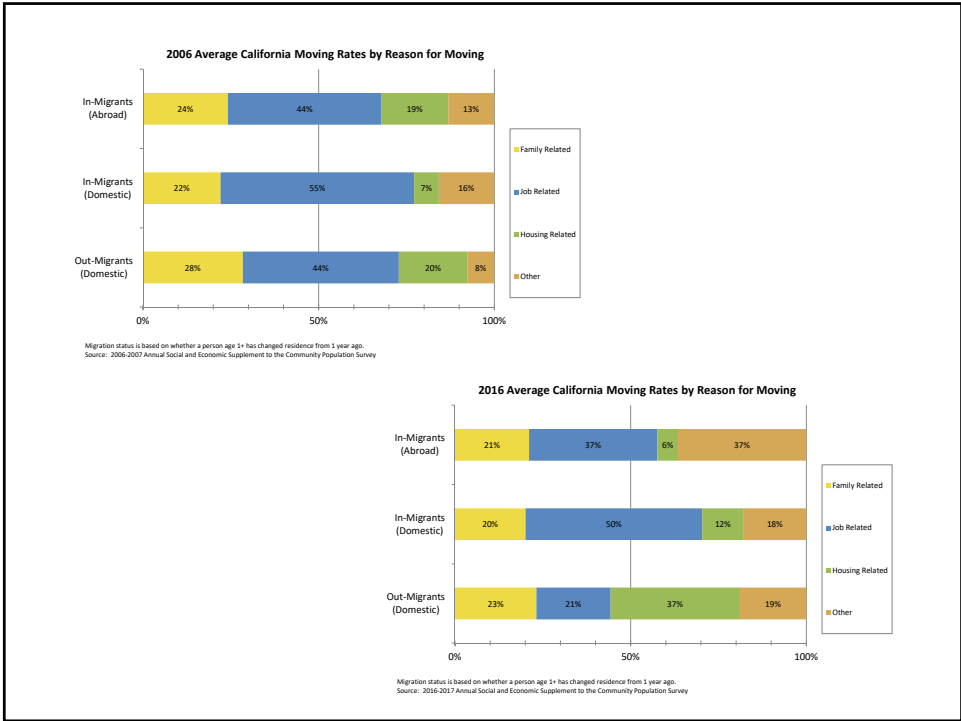
Interstate Movers by Educational Attainment as a Percent of Cohort in US

Source: 1982 - 2016 Annual Social and Economic Supplement to the Current Population Survey

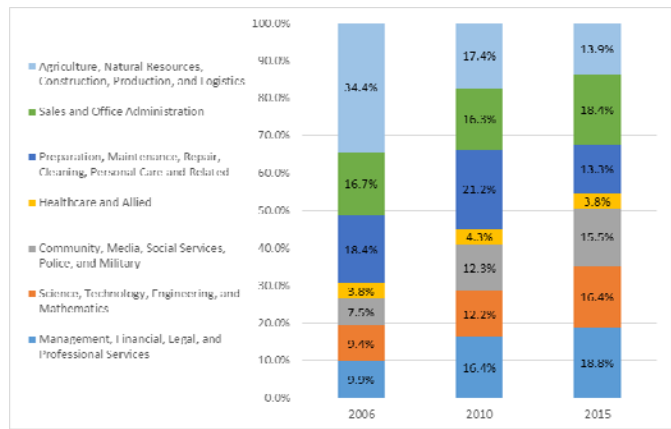








Occupations of CA Immigrants Age 16+ in Workforce, 2006, 2010, 2015



Net Migration SCAG Counties

- Overall Migration is lower
 - International
 - Domestic out
 - Flow to the rest of CA
- Inter SCAG flow is different than before
 - More to Imperial
 - Fewer Retirees

		2006	2015			2006	2015
Imperial	Los Angeles	742	52	Riverside	Imperial	142	670
	Orange	201	-91		Los Angeles	18,150	9,351
	Riverside	-142	-670		Orange	13,285	5,722
	San Bernardino	196	-45		San Bernardino	4,578	1,202
	Ventura	56	72		Ventura	324	267
	Non SCAG CA	-221	-971		Non SCAG CA	6,581	5,322
	Other States	294	-605		Other States	1,285	-5,808
	Immigration	2,317	1,446		Immigration	11,756	11,627
	Total	3,443	-812		Total	56,101	28,353
Los Angeles	Imperial	-742	-52	San Bernardino	Imperial	-196	45
	Orange	-12,267	-11,271		Los Angeles	28,114	17,503
	Riverside	-18,150	-9,351		Orange	2,808	1,014
	San Bernardino	-28,114	-17,503		Riverside	-4,578	-1,202
	Ventura	-3,649	-2,015		Ventura	230	131
	Non SCAG CA	-31,342	-21,969		Non SCAG CA	-2,630	1,157
	Other States	-45,993	-27,758		Other States	-2,412	-10,082
	Immigration	67,430	65,635		Immigration	10,758	10,287
	Total	-72,827	-24,284		Total	32,094	18,853
Orange	Imperial	-201	91	Ventura	Imperial	-56	-72
	Los Angeles	12,267	11,271		Los Angeles	3,649	2,015
	Riverside	-13,285	-5,722		Orange	-58	-282
	San Bernardino	-2,808	-1,014		Riverside	-324	-267
	Ventura	58	282		San Bernardino	-230	-131
	Non SCAG CA	-4,784	-3,835		Non SCAG CA	-953	-1,346
	Other States	-5,198	-12,123		Other States	365	-2,192
	Immigration	23,594	22,851		Immigration	5,015	4,419
	Total	9,643	11,801		Total	7,408	2,144

Thank You!

Questions & Comments:

Walter Schwarm
Demographic Research Unit
California Department of Finance

Walter.Schwarm@dof.ca.gov

