

FINANCIAL STRATEGIES

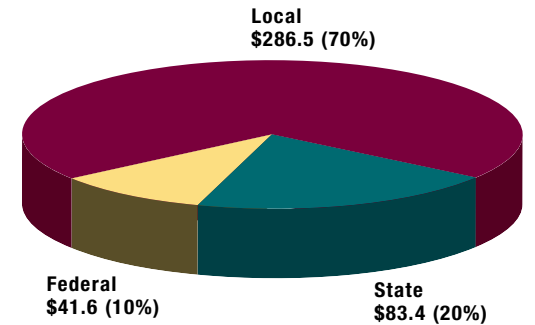
The SCAG region is expected to generate \$411.4 billion in existing revenues through 2035 to invest in our multimodal transportation system. However, the projects and strategies identified in this Plan will cost \$531.5 billion. Major costs include capital projects such as new highways and new transit, operations and maintenance needs, and debt service.

As a result, Southern California faces a \$120.1 billion transportation funding shortfall. The Plan outlines new alternative funding sources and innovative financing strategies to bridge the gap. These include:

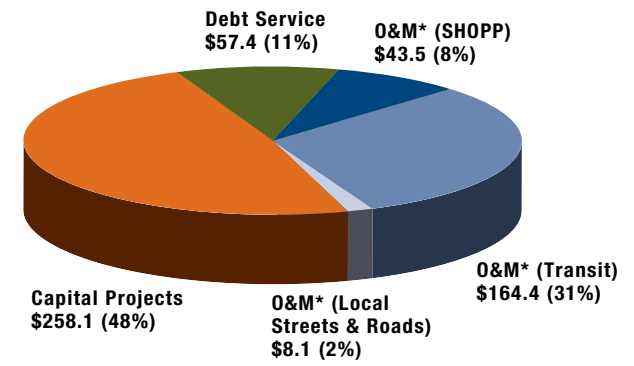
- **Value Capture Strategies:** These strategies refer to capturing the incremental increase in land value generated by transportation investments through the formation of special districts, joint development, and/or tax-increment financing.
- **Local Option Sales Tax Extensions:** Half-cent sales tax measure extension for Imperial County (existing Measure D expires in 2010).

- **User Fees (Tolls, Container Fees, and Fares):** Toll revenues generated from the SR-710 tunnel, I-710 dedicated truck lanes, High Desert Corridor, and CETAP Corridor; charges imposed on container cargo moving through the Ports of LA/LB; fares generated from a High-Speed Regional Transport system.
- **State & Federal Gas Excise Tax Adjustment:** An additional ten cent per gallon gasoline tax imposed by the state and federal government starting in 2012 to maintain historical purchasing power.
- **Private Equity Participation:** The 2008 RTP assumes a significant share of private capital to help finance the region's surface transportation needs. For a number of projects (mainly toll facilities) with strong cash flow generation potential, it is assumed that a public private partnership framework would be utilized for implementation.

REVENUES FROM EXISTING SOURCES: \$411.4 BILLION



EXPECTED COSTS: \$531.5 BILLION



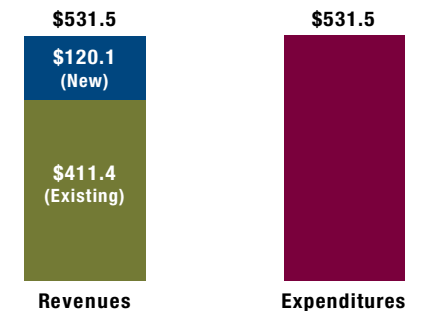
*Operations & Maintenance

PLAN PERFORMANCE HIGHLIGHTS

(2035: Plan vs. No Plan)



FINANCIAL SUMMARY



Notes: All figures shown are in nominal dollars. Numbers may not add due to rounding.