



# SCAG<sup>TM</sup>

INNOVATING FOR A BETTER TOMORROW



## FINAL 2021 FEDERAL TRANSPORTATION IMPROVEMENT PROGRAM

### TECHNICAL APPENDIX VOLUME III OF III/PART B

FY 2020/21 - 2025/26  
March 2021



## VISION

Southern California's Catalyst  
for a Brighter Future.

## MISSION

To foster innovative regional  
solutions that improve the lives  
of Southern Californians through  
inclusive collaboration, visionary  
planning, regional advocacy,  
information sharing, and  
promoting best practices.

**Funding:** The preparation of this report was financed in part through grants from the United States Department of Transportation – Federal Highway Administration and the Federal Transit Administration – under provisions of the “Safe, Accountable, Flexible, Efficient Transportation Equity Act: A Legacy for Users” (SAFETEA-LU). Additional financial assistance was provided by the California State Department of Transportation.

The information and content contained in this publication is provided without warranty of any kind, and the use of or reliance on any information or content contained herein shall be at the user's sole risk. In no event shall SCAG be responsible or liable for any consequential, incidental or direct damages (including, but not limited to, damages for loss of profits, business interruption, or loss of programs or information) arising from or in connection with the use of or reliance on any information or content of this publication.

## REGIONAL COUNCIL OFFICERS

**President** Rex Richardson, City of Long Beach  
**First Vice President** Clint Lorimore, City of Eastvale  
**Second Vice President** Jan C. Harnik, Riverside County Transportation Commission  
**Immediate Past President** Alan D. Wapner, San Bernardino County Transportation Authority

## MEMBERS

### Imperial County

Luis Plancarte, County of Imperial      Cheryl Viegas-Walker, El Centro

### Los Angeles County

Kathryn Barger, County of Los Angeles	Paula Devine, Glendale	Hector Andres Pacheco, San Fernando
Holly Mitchell, County of Los Angeles	Margaret E. Finlay, Duarte	Curren D. Price, Jr., Los Angeles
Cindy Allen, Long Beach	Alex Fisch, Culver City	Nithya Raman, Los Angeles
Adele Andrade-Stadler, Alhambra	Eric Garcetti, Los Angeles	Rita Ramirez, Victorville
Sean Ashton, Downey	James Gazeley, Lomita	Rex Richardson, Long Beach*
Bob Blumenfield, Los Angeles	Ray Hamada, Bellflower	Mark Ridley-Thomas, Los Angeles
Mike Bonin, Los Angeles	Marqueece Harris-Dawson, Los Angeles	Monica Rodriguez, Los Angeles
Drew Boyles, El Segundo	Mark E. Henderson, Gardena	Ali Saleh, Bell
Joe Buscaino, Los Angeles	Paul Koretz, Los Angeles	Tim Sandoval, Pomona
Juan Carrillo, Palmdale	John Lee, Los Angeles	David J. Shapiro, Calabasas
Gilbert Cedillo, Los Angeles	Steven Ly, Rosemead	José Luis Solache, Lynwood
Jonathan C. Curtis, La Canada Flintridge	Jorge Marquez, Covina	Steve Tye, Diamond Bar
Kevin de Leon, Los Angeles	Nury Martinez, Los Angeles	Frank Aurelio Yokoyama, Cerritos
Steve De Ruse, La Mirada	Mitch O'Farrell, Los Angeles	

### Orange County

Donald Wagner, County of Orange	Michael C. Carroll, Irvine	Kim B. Nguyen, Garden Grove
Phil Bacerra, Santa Ana	Letitia Clark, Tustin	Trevor O'Neil, Anaheim
Art Brown, Buena Park	Diane B. Dixon, Newport Beach	Mike Posey, Huntington Beach
Wendy Bucknum, Mission Viejo	Fred Minagar, Laguna Niguel	Marty Simonoff, Brea

### Riverside County

Karen Spiegel, County of Riverside	Patricia Lock Dawson, Riverside	Steve Manos, Lake Elsinore
Megan Beaman Jacinto, Coachella	Clint Lorimore, Eastvale*	Rey Santos, Beaumont
Kathleen Kelly, Palm Desert	Marisela Magaña, Perris	Zak Schwank, Temecula

### San Bernardino County

Curt Hagman, County of San Bernardino	Larry McCallon, Highland	Frank J. Navarro, Colton
Ray Marquez, Chino Hills	L. Dennis Michael, Rancho Cucamonga	Deborah Robertson, Rialto

### Ventura County

Carmen Ramirez, County of Ventura	Lorrie Brown, Ventura
David Pollock, Moorpark	Laura Hernandez, Port Hueneme

**Air District Representative** Ben Benoit

**Business Representative** Randall Lewis, Lewis Group of Companies

**Imperial County Transportation Commission** Maria Nava-Froelich

**Orange County Transportation Authority** Miguel A. Pulido

**Public Transit Representative** Paul Krekorian

**Riverside County Transportation Commission** Jan C. Harnik\*

**San Bernardino County Transportation Authority** Alan D. Wapner\*

**Transportation Corridor Agencies** Peggy Huang

**Tribal Government Regional Planning Board Representative** Andrew Masiel, Sr., Pechanga Band of Luiseno Indians

**Ventura County Transportation Commission** Mike T. Judge

THIS PAGE INTENTIONALLY LEFT BLANK.

**FINAL**

2021

**FEDERAL TRANSPORTATION IMPROVEMENT PROGRAM**

*(FISCAL YEAR 2020/21-2025/26)*

**PROJECT LISTING**

*(Volume III of III – Part B)*

*March 2021*



THIS PAGE INTENTIONALLY LEFT BLANK.

# **VOLUME III - PART B**

## **PROJECT LISTING**

### **Table of Contents**

Miscellaneous

- o Grouped Projects Detailed Backup Listings

# **Grouped Projects**

## **Detailed Back-Up**

### **Listings**

THIS PAGE INTENTIONALLY LEFT BLANK.



**IMPERIAL  
COUNTY**

THIS PAGE INTENTIONALLY LEFT BLANK.

## 2016/17-2021/22 Highway Bridge Program

See the appropriate FTIP/FSTIP for current funding commitments. This listing provides the backup project information to support the lump sum amounts programmed in the FTIP.

3/22/2019, 8:57 AM

- Notes:
- 1) This is the FTIP lump sum “backup” list for HBP funded projects. Please see the Local Assistance web site for the most current listings:  
  
[http://www.dot.ca.gov/hq/LocalPrograms/hbrr99/HBP\\_FSTIP.html](http://www.dot.ca.gov/hq/LocalPrograms/hbrr99/HBP_FSTIP.html)
  - 2) The purpose of this list is to show which projects being advanced by local agencies have met the eligibility requirements of the federal Highway Bridge Program and have been prioritized for funding by the Department in cooperation with local agencies for funding.
  - 3) Contractual funding levels are determined at time of federal authorization/obligation for given phase of work. For details see Chapter 3 of the Local Assistance Procedures Manual.
  - 4) For FTIP/FSTIP purposes, Federal Highway Bridge Program (HBP) funding constraint is managed by Caltrans.
  - 5) Prop 1B bond funds for the Local Seismic Safety Retrofit Program (LSSRP) used for matching federal funds are also managed by Caltrans.
  - 6) Financial constraint of LOCAL matching funds (including regional STIP funds) and LOCAL Advance Construction (AC) is the responsibility of the MPOs and their local agencies.
  - 7) Some projects show that they are programmed using State STP funds. These funds are HBP funds transferred to the STP for bridge work that is not ordinarily eligible for HBP funds. See the HB Program Guidelines for details. Do not confuse these STP funds with Regional STP funds.
  - 8) Corrections to this report should be addressed to the District Local Assistance Engineer:  
  
<http://www.dot.ca.gov/hq/LocalPrograms/dlae.htm>

# 2016/17-2021/22 Highway Bridge Program

#21-00 IMP IMPL507 HBP

See the appropriate FTIP/FSTIP for current funding commitments. This listing provides the backup project information to support the lump sum amounts programmed in the FTIP.

District: 11 County: Imperial

Responsible Agency HBP-ID Project Description

Imperial County 4297 BRIDGE NO. 58C0014, FORRESTER ROAD OVER WESTSIDE MAIN CANAL, 0.6M N/O KEYSTONE RD. Replace existing two lane bridge with a new two lane bridge. Minor seismic retrofit funds.

Phase Summary:	Prior	16/17	17/18	18/19	19/20	20/21	21/22	Beyond	Total
PE	200,000						500,000		700,000
R/W							2,000,000		2,000,000
CON								4,621,155	4,621,155
<b>Total</b>	<b>200,000</b>						<b>2,500,000</b>	<b>4,621,155</b>	<b>7,321,155</b>
Fund Source Summary:	Prior	16/17	17/18	18/19	19/20	20/21	21/22	Beyond	Total
Fed \$	177,060						2,213,250	4,091,109	6,481,419
Local Match	22,940						286,750	419,017	728,707
LSSRP Bond								111,030	111,030
Local AC									
<b>Total</b>	<b>200,000</b>						<b>2,500,000</b>	<b>4,621,155</b>	<b>7,321,155</b>
PE Summary:	Prior	16/17	17/18	18/19	19/20	20/21	21/22	Beyond	Total
Fed \$	177,060						442,650		619,710
Local Match	22,940						57,350		80,290
LSSRP Bond									
Local AC									
<b>Total</b>	<b>200,000</b>						<b>500,000</b>		<b>700,000</b>
R/W Summary:	Prior	16/17	17/18	18/19	19/20	20/21	21/22	Beyond	Total
Fed \$							1,770,600		1,770,600
Local Match							229,400		229,400
LSSRP Bond									
Local AC									
<b>Total</b>							<b>2,000,000</b>		<b>2,000,000</b>
CON Summary:	Prior	16/17	17/18	18/19	19/20	20/21	21/22	Beyond	Total
Fed \$								4,091,109	4,091,109
Local Match								419,017	419,017
LSSRP Bond								111,030	111,030
Local AC									
<b>Total</b>								<b>4,621,155</b>	<b>4,621,155</b>

Project #: 5958(094)

## 2016/17-2021/22 Highway Bridge Program

#21-00 IMP IMPL507 HBP

See the appropriate FTIP/FSTIP for current funding commitments. This listing provides the backup project information to support the lump sum amounts programmed in the FTIP.

District: 11 County: Imperial

Responsible Agency HBP-ID Project Description

Imperial County 2834 BRIDGE NO. 58C0094, WINTERHAVEN DRIVE, OVER CALIFORNIA WASTEWAY, 0.1 MI N I-8. LSSRP Seismic Retrofit. No adding lanes to bridge.

Phase Summary:	Prior	16/17	17/18	18/19	19/20	20/21	21/22	Beyond	Total
PE	400,000								400,000
R/W									
CON			676,200						676,200
<b>Total</b>	<b>400,000</b>		<b>676,200</b>						<b>1,076,200</b>

Fund Source Summary:	Prior	16/17	17/18	18/19	19/20	20/21	21/22	Beyond	Total
Fed \$	354,120			598,640					952,760
Local Match	45,880		77,560	-77,560					45,880
LSSRP Bond				77,560					77,560
Local AC			598,640	-598,640					
<b>Total</b>	<b>400,000</b>		<b>676,200</b>						<b>1,076,200</b>

PE Summary:	Prior	16/17	17/18	18/19	19/20	20/21	21/22	Beyond	Total
Fed \$	354,120								354,120
Local Match	45,880								45,880
LSSRP Bond									
Local AC									
<b>Total</b>	<b>400,000</b>								<b>400,000</b>

CON Summary:	Prior	16/17	17/18	18/19	19/20	20/21	21/22	Beyond	Total
Fed \$				598,640					598,640
Local Match			77,560	-77,560					
LSSRP Bond				77,560					77,560
Local AC			598,640	-598,640					
<b>Total</b>			<b>676,200</b>						<b>676,200</b>

Project #: 5958(014)

# 2016/17-2021/22 Highway Bridge Program

#21-00 IMP IMPL507 HBP

See the appropriate FTIP/FSTIP for current funding commitments. This listing provides the backup project information to support the lump sum amounts programmed in the FTIP.

District: 11 County: Imperial

Responsible Agency HBP-ID Project Description

Imperial County 3669 BRIDGE NO. 58C0115, VERDE SCHOOL ROAD OVER EAST HIGHLINE CANAL, 0.8 MI E OF S 33. Replace existing 2 lane bridge with 2 lane bridge, widened to accommodate shoulders. 9/23/2010: Toll Credits programmed for PE, R/W, & CON.

Phase Summary:	Prior	16/17	17/18	18/19	19/20	20/21	21/22	Beyond	Total
PE	578,000		104,000						682,000
R/W			250,000						250,000
CON								3,236,800	3,236,800
<b>Total</b>	<b>578,000</b>		<b>354,000</b>					<b>3,236,800</b>	<b>4,168,800</b>

Fund Source Summary:	Prior	16/17	17/18	18/19	19/20	20/21	21/22	Beyond	Total
Fed \$	578,000		354,000					3,236,800	4,168,800
Local Match									
LSSRP Bond									
Local AC									
<b>Total</b>	<b>578,000</b>		<b>354,000</b>					<b>3,236,800</b>	<b>4,168,800</b>

PE Summary:	Prior	16/17	17/18	18/19	19/20	20/21	21/22	Beyond	Total
Fed \$	578,000		104,000						682,000
Local Match									
LSSRP Bond									
Local AC									
<b>Total</b>	<b>578,000</b>		<b>104,000</b>						<b>682,000</b>

R/W Summary:	Prior	16/17	17/18	18/19	19/20	20/21	21/22	Beyond	Total
Fed \$			250,000						250,000
Local Match									
LSSRP Bond									
Local AC									
<b>Total</b>			<b>250,000</b>						<b>250,000</b>

CON Summary:	Prior	16/17	17/18	18/19	19/20	20/21	21/22	Beyond	Total
Fed \$								3,236,800	3,236,800
Local Match									
LSSRP Bond									
Local AC									
<b>Total</b>								<b>3,236,800</b>	<b>3,236,800</b>

Project #: 5958(078)

## 2016/17-2021/22 Highway Bridge Program

#21-00 IMP IMPL507 HBP

See the appropriate FTIP/FSTIP for current funding commitments. This listing provides the backup project information to support the lump sum amounts programmed in the FTIP.

District: 11      County: Imperial

Responsible Agency      HBP-ID    Project Description

---

**MPO Summary:** Imperial Valley Association of Governments

Number of Projects: 3

**Totals:**

	Prior	16/17	17/18	18/19	19/20	20/21	21/22	Beyond	Total
Fed \$	1,109,180		354,000	598,640			2,213,250	7,327,909	11,602,978
Local Match	68,820		77,560	-77,560			286,750	419,017	774,587
LSSRP Bond				77,560				111,030	188,590
Local AC			598,640	-598,640					
<b>Total for all Phases</b>	<b>1,178,000</b>		<b>1,030,200</b>				<b>2,500,000</b>	<b>7,857,955</b>	<b>12,566,155</b>





### State Highway Operation and Protection Program

Imperial County  
 Document Year 2018, Version Number 2  
 PPNO: 1336  
 (Dollars in Thousands)

DIST: 11	PPNO: EA: 1336 43049	CTIPS ID: 109-0000-4362	TCRP NO.:	TITLE (DESCRIPTION): (Near Winterhaven, at Colorado River Viaduct Bridge No. 58-0312L/R. Patch spalls, polyester deck overlay, hinge bearing replacement, and joint replacement to preserve the structural integrity of two bridges.)	ELEMENT: SHOPP Major Const.	MPO ID: LAW: 9 18
CT PROJECT ID: 1118000262					SPONSOR: Caltrans	
COUNTY: Imperial County	ROUTE: 8	PM: R96.8			MPO: Southern California Association of Governments	
					CORRIDOR:	
					PRJ MGR:	
					PHONE:	
					EMAIL:	

ASSEMBLY: 56  
 SENATE: 40  
 CONGRESS: 51

IMPLEMENTING AGENCIES: PAED RW  
 PSE CON

**PROJECT VERSION HISTORY** (Printed Version is Shaded) (Last 9 versions displayed)

											Programmed Dollars in Thousands - Total for Project			
Version	Status	Date	Updated By	Change Reason	Amend No.	Vote	Cum Award	Prog Con	Prog RW	PA & ED	PS & E	RW Sup	Con Sup	
2	Official	12/05/2018	RSTONE	Allocation - CTC Vote	FP-18-34	193		4,163		193	506		479	
1	Official	12/05/2018	RSTONE	Amendment - New Project	18H-006			4,163		193	506		479	

Fund Source 1 of 1 SHOPP - Bridge Preservation

20.XX.201.119 - Capital Bridge Preventative Maintenance Program

**Fund Type**  
 Road Maintenance and Rehabilitation Account  
**Funding Agency**

VOTE DATE	AMOUNT	PA&ED	PS&E	R/W SUP	CON SUP	PRIOR	18-19	19-20	20-21	21-22	22-23	23-24	FUTURE	TOTAL
PAED 12/05/2018	193						193							193
								506						506
									479					479
									4,163					4,163
								193	506	4,642				5,341

**HQ Comments:**

12/7/2018 Made COS allocation (PA&ED) official. -RS  
 \*\*\*\*\* Version 2 - 12/07/2018 \*\*\*\*\*  
 Entered COS allocation (PA&ED) ? RW  
 12/6/2018 Made new project amendment official. -RS  
 \*\*\*\*\* Version 1 - 12/04/2018 \*\*\*\*\*  
 Entered new 2018 SHOPP project - RW

### State Highway Operation and Protection Program

Imperial County  
 Document Year 2018, Version Number 2  
 PPNO: 1329  
 (Dollars in Thousands)

DIST: 11	PPNO: 1329	EA: 43044	CTIPS ID: 109-0000-4363	TCRP NO.:	TITLE (DESCRIPTION): (In Imperial County, on Routes 8 and 78 at various locations. Rehabilitation of six bridges, including painting, deck and column work.)	ELEMENT: SHOPP Major Const.	MPO ID: 9	LAW: 18
CT PROJECT ID: 1118000204						SPONSOR: Caltrans		
COUNTY: Imperial County						MPO: Southern California Association of Governments		
ROUTE: 8						CORRIDOR:		
						PRJ MGR:		
						PHONE:		
						EMAIL:		

ASSEMBLY: 71  
 SENATE: 38  
 CONGRESS: 50,53

IMPLEMENTING AGENCIES: PAED PSE RW CON

**PROJECT VERSION HISTORY** (Printed Version is Shaded) (Last 9 versions displayed)

Programmed Dollars in Thousands - Total for Project

Version	Status	Date	Updated By	Change Reason	Amend No.	Vote	Cum Award	Prog Con	Prog RW	PA & ED	PS & E	RW Sup	Con Sup
2	Official	12/05/2018	RSTONE	Allocation - CTC Vote	FP-18-34	200		12,300		200	800		1,700
1	Official	12/05/2018	RSTONE	Amendment - New Project	18H-006			12,300		200	800		1,700

Fund Source 1 of 1 SHOPP - Bridge Preservation

20.XX.201.110 - Bridge Rehabilitation

Fund Type Road Maintenance and Rehabilitation Account  
 Funding Agency

VOTE DATE	AMOUNT
PAED 12/05/2018	200

	PRIOR	18-19	19-20	20-21	21-22	22-23	23-24	FUTURE	TOTAL
PA&ED			200						200
PS&E			800						800
R/W SUP									
CON SUP					1,700				1,700
R/W									
CON					12,300				12,300
Total:			1,000		14,000				15,000

HQ Comments:

12/7/2018 Made COS allocation (PA&ED) official. -RS  
 \*\*\*\*\* Version 2 - 12/07/2018 \*\*\*\*\*  
 Entered COS allocation (PA&ED) ? RW  
 12/6/2018 Made new project amendment official. -RS  
 \*\*\*\*\* Version 1 - 12/04/2018 \*\*\*\*\*  
 Entered new 2018 SHOPP project - RW

THIS PAGE INTENTIONALLY LEFT BLANK.

**LOS ANGELES  
COUNTY**

THIS PAGE INTENTIONALLY LEFT BLANK.

Los Angeles County Metropolitan Transportation Authority (LACMTA) Transportation Improvement Program (TIP) Group Project Listing as of Aust 18, 2020												
LASRTS: Grouped Projects for Safety Improvement - Safe Route to School Program (ATP Program). Projects are consistent with 40 CFR Part 93.126. Utilizing Toll Credits to match ATP.												
IMPLEMENTING AGENCY	TIP ID	PROJECT TITLE	TIP	PROJECT LIMITS	FUND SOURCE	2021	2022	2023	2024	2025	2026	FY2021-FY2026
Los Angeles County	LASR16S007	LASRTS - Los Nietos SRTS- Phase I.	21-00	At Various Roads Los Nietos to Los Nietos	ATP - Active Transportation Program	\$1,321	\$0	\$0	\$0	\$0	\$0	\$1,321
<b>TOTAL ATP</b>						\$1,321	\$0	\$0	\$0	\$0	\$0	\$1,321
Palmdale, City of	LAS14C015	LASRTS - Ave R Complete Streets and Safe Routes.	21-00	At Avenue R Sierra Highway to 25th Street East	MEASURE M MYSP (Multi Year Subregional Program)	\$1,000	\$0	\$0	\$0	\$0	\$0	\$1,000
<b>TOTAL MYSP</b>						\$1,000	\$0	\$0	\$0	\$0	\$0	\$1,000
<b>GRAND TOTAL</b>						\$2,321	\$0	\$0	\$0	\$0	\$0	\$2,321

#21-00 LA LA11G1 Pavement Resurfacing

Los Angeles County Metropolitan Transportation Authority (LACMTA) Transportation Improvement Program (TIP) Group Project Listing as of August 18, 2020											
LA11G1 - Group projects for pavement resurfacing and/or rehabilitation on local roads throughout County. Projects are consistent with 40 CFR part 93, 126, 127, 128, exempt tables 2 & 3 categories. Pavement resurfacing, rehabilitation, reconstruction, AC overlays, road maintenance to prevent and eliminate hazards, no lane additions. There are projects in the grouped projecting listing that contain projects with toll credits.											
IMPLEMENTING AGENCY	TIP ID	PROJECT TITLE	TIP	FUND SOURCE	2021	2022	2023	2024	2025	2026	FY2021-FY2026
Commerce, City of	LA0G807	LA11G1 - Garfield Avenue Improvement (Phase I), Gage Avenue to Ferguson Drive, pavement reconstruction/overlay, ADD-compliant curb ramps.	21-00	AGENCY - Agency	\$2,000	\$0	\$0	\$0	\$0	\$0	\$2,000
El Monte, City of	LA0G953	LA11G1 - Resurfacing and curb and gutter improvements of Ramona Boulevard between Peck Road and the East City	21-00	AGENCY - Agency	\$1,403	\$0	\$0	\$0	\$0	\$0	\$1,403
<b>TOTAL AGENCY</b>					\$3,403	\$0	\$0	\$0	\$0	\$0	\$3,403
Culver City, City of	LA0G608	LA11G1 - Street Rehabilitation of Various City Streets.(Grind and overlay with localized R&R)no capacity.	21-00	CITY - City Funds	\$150	\$0	\$0	\$0	\$0	\$0	\$150
Glendale, City of	LA0G1034	LA11G1 - Verdugo Road Improvement Project: roadway improvement and traffic signal modification between Colorado Street and City of LA	21-00	CITY - City Funds	\$1,659	\$0	\$0	\$0	\$0	\$0	\$1,659
Long Beach, City of	LAF5808A	LA11G1 - Atlantic Avenue Streetscape Enhancements	21-00	CITY - City Funds	\$225	\$0	\$0	\$0	\$0	\$0	\$225
South Gate, City of	LA0G675	LA11G1 - Street improvements of Imperial Hwy from east City Limit to LA River and Garfield Avenue from Jeffer	21-00	CITY - City Funds	\$67	\$0	\$0	\$0	\$0	\$0	\$67
<b>TOTAL CITY</b>					\$2,101	\$0	\$0	\$0	\$0	\$0	\$2,101
Commerce, City of	LA0G807	LA11G1 - Garfield Avenue Improvement (Phase I), Gage Avenue to Ferguson Drive, pavement reconstruction/overlay, ADD-compliant curb ramps.	21-00	DEMOSTL - Demonstration - SAFETEA-LU	\$500	\$0	\$0	\$0	\$0	\$0	\$500
<b>TOTAL DEMOSTL</b>					\$500	\$0	\$0	\$0	\$0	\$0	\$500
San Dimas, City of	LA0G1272	LA11G1 - Street Rehab Improvements to Badillo St. from Covina Blvd. to westerly city limit	21-00	GEN - General Funds - Locally Generated	\$650	\$0	\$0	\$0	\$0	\$0	\$650
<b>TOTAL GEN</b>					\$650	\$0	\$0	\$0	\$0	\$0	\$650
Downey, City of	LA0G1586	LA11G1 - Tweedy Lane, between Florence Avenue and Suva Street, involving the rehabilitation of existing pavem	21-00	LTF - Local Transportation	\$53	\$0	\$0	\$0	\$0	\$0	\$53
<b>TOTAL LTF</b>					\$53	\$0	\$0	\$0	\$0	\$0	\$53
Whittier, City of	LA0G1406	LA11G1 - Santa Gertrudes Avenue from Whittier Boulevard to Leffingwell Road asphalt overlay, Class II Bike Lanes, ADA sidewalk and wheelchair access ramp improvements.	21-00	Measure R	\$124	\$0	\$0	\$0	\$0	\$0	\$124
<b>TOTAL MR</b>					\$124	\$0	\$0	\$0	\$0	\$0	\$124
Glendale, City of	LA0G1034	LA11G1 - Verdugo Road Improvement Project: roadway improvement and traffic signal modification between Colorado Street and City of LA	21-00	MR20H - Measure R 20% Highway	\$585	\$0	\$0	\$0	\$0	\$0	\$585
<b>TOTAL MR20H</b>					\$585	\$0	\$0	\$0	\$0	\$0	\$585
Norwalk, City of	LA0G1409	LA11G1 - Rehabilitate Foster Road from Studebaker Road to Pioneer Boulevard	21-00	PC25 - Los Angeles County Proposition "C25"	\$295	\$0	\$0	\$0	\$0	\$0	\$295
<b>TOTAL PC25</b>					\$295	\$0	\$0	\$0	\$0	\$0	\$295
Azusa, City of	LAG1002	LA11G1 - Alosta Avenue Road rehabilitation from Citrus Avenue to Barranca Avenue	21-00	STPL - STP Local	\$620	\$0	\$0	\$0	\$0	\$0	\$620
Baldwin Park, City of	LA0G1483	LA11G1 - Street Rehabilitation - Cold-mill 2	21-00	STPL - STP Local	\$360	\$0	\$0	\$0	\$0	\$0	\$360
Culver City, City of	LA0G608	LA11G1 - Street Rehabilitation of Various City Streets.(Grind and overlay with localized R&R)no capacity.	21-00	STPL - STP Local	\$911	\$0	\$0	\$0	\$0	\$0	\$911
Downey, City of	LA0G1586	LA11G1 - Tweedy Lane, between Florence Avenue and Suva Street, involving the rehabilitation of existing pavem	21-00	STPL - STP Local	\$414	\$0	\$0	\$0	\$0	\$0	\$414
El Monte, City of	LA0G953	LA11G1 - Resurfacing and curb and gutter improvements of Ramona Boulevard between Peck Road and the East City	21-00	STPL - STP Local	\$3,677	\$0	\$0	\$0	\$0	\$0	\$3,677
Glendale, City of	LA0G1328	LA11G1 - REHABILITATION of COLORADO ST from San Fernando Rd to Central Ave and COLUMBUS AVE from Broadway to Colorado St; cold mill existing pavement and overlay with rubberized asphalt pavement, reconstruct damaged asphalt pavement, curb and gutters, sidewalks,	21-00	STPL - STP Local	\$0	\$498	\$0	\$0	\$0	\$0	\$498

Los Angeles County Metropolitan Transportation Authority (LACMTA) Transportation Improvement Program (TIP) Group Project Listing as of August 18, 2020												
LA11G1 - Group projects for pavement resurfacing and/or rehabilitation on local roads throughout County. Projects are consistent with 40 CFR part 93, 126, 127, 128, exempt tables 2 & 3 categories. Pavement resurfacing, rehabilitation, reconstruction, AC overlays, road maintenance to prevent and eliminate hazards, no lane additions. There are projects in the grouped projecting listing that contain projects with toll credits.												
IMPLEMENTING AGENCY	TIP ID	PROJECT TITLE	TIP	FUND SOURCE	2021	2022	2023	2024	2025	2026	FY2021-FY2026	
La Verne, City of	LSSTPL010	LA11G1 - Rehabilitation of the pavement surface along Arrow Highway through the City of La Verne	21-00	STPL - STP Local	\$243	\$0	\$0	\$0	\$0	\$0	\$243	
Los Angeles A, City of	LA0G1345	LA11G1 - STPL Force Account Resurfacing Project XVII. Citywide resurfacing and construction of ADA compliant access ramps and truncated domes as needed by force account on federally classified streets using STP-L funding and Toll credits.	21-00	STPL - STP Local	\$11,500	\$0	\$0	\$0	\$0	\$0	\$11,500	
Los Angeles A, City of	LA0G1347	LA11G1 - STPL Force Account Resurfacing Project XIX. Citywide resurfacing and construction of ADA compliant access ramps and truncated domes as needed by force account on federally classified streets using STP-L and Toll Credits of \$1,319M.	21-00	STPL - STP Local	\$0	\$0	\$0	\$11,500	\$0	\$0	\$11,500	
Los Angeles A, City of	LA0G1443	LA11G1 - STPL Force Account Resurfacing Project XX. Citywide resurfacing and construction of ADA compliant access ramps and truncated domes as needed by force account on federally classified streets using STP-L and Toll Credits of \$1,319M.	21-00	STPL - STP Local	\$11,500	\$0	\$0	\$0	\$0	\$0	\$11,500	
Los Angeles A, City of	LA0G1445	LA11G1 - STPL Force Account Resurfacing Project XXI. Citywide resurfacing and construction of ADA compliant access ramps and truncated domes as needed by force account on federally classified streets using STP-L and Toll Credits of \$1,319M.	21-00	STPL - STP Local	\$0	\$11,500	\$0	\$0	\$0	\$0	\$11,500	
Los Angeles A, City of	LA0G1446	LA11G1 - STPL Force Account Resurfacing Project XXII. Citywide resurfacing and construction of ADA compliant access ramps and truncated domes as needed by force account on federally classified streets using STP-L and Toll Credits of \$1,319M.	21-00	STPL - STP Local	\$0	\$0	\$11,500	\$0	\$0	\$0	\$11,500	
Los Angeles A, City of	LA0G1447	LA11G1 - STPL Force Account Resurfacing Project XXIII. Citywide resurfacing and construction of ADA compliant access ramps and truncated domes as needed by force account on federally classified streets using STP-L and Toll Credits of \$1,319M.	21-00	STPL - STP Local	\$0	\$0	\$0	\$11,500	\$0	\$0	\$11,500	
Los Angeles A, City of	LA9918832	LA11G1 - STPL Force Account Resurfacing Project XXIV. Citywide resurfacing and construction of ADA compliant ramps and truncated domes as needed by force account on federally classified streets using Toll Credits of \$1,319M for FY24/25 in CON.	21-00	STPL - STP Local	\$0	\$0	\$0	\$0	\$11,500	\$0	\$11,500	
Los Angeles A, City of	LA9918833	LA11G1 - STPL Force Account Resurfacing Project XXV. Citywide resurfacing and construction of ADA compliant ramps and truncated domes as needed by force account on federally classified streets using STP-L and Toll Credits of \$1,319M.-FUTURE PROJECT	21-00	STPL - STP Local	\$0	\$0	\$0	\$0	\$0	\$11,500	\$11,500	
Los Angeles County	LA0G1194	LA11G1 - Roadway Rehabilitation - Del Amo Blvd to 200' south of Victoria St.	21-00	STPL - STP Local	\$1,245	\$0	\$0	\$0	\$0	\$0	\$1,245	
Los Angeles County	LA0G1270	LA11G1 - Pavement & median work along Norwalk Blvd and Slauson Avenue in unincorporated West-Whittier/Los Nietos	21-00	STPL - STP Local	\$5,345	\$0	\$0	\$0	\$0	\$0	\$5,345	
Los Angeles County	LA0G975	LA11G1 - Whittier Blvd, et Al Roadway rehabilitation and resurfacing.	21-00	STPL - STP Local	\$0	\$0	\$6,566	\$0	\$0	\$0	\$6,566	
Los Angeles County	LA0G977	LA11G1 - Santa Fe Ave from Del Amo Blvd to 700' North of SPBG 495.6 C Roadway resurfacing/reconstruction.	21-00	STPL - STP Local	\$0	\$1,810	\$0	\$0	\$0	\$0	\$1,810	
Los Angeles County MTA	LAG1001	LA11G1 - Regionwide local highway system preservation, pavement resurfacing, rehabilitation, AC overlays and reconstruction. No lane additions.	21-00	STPL - STP Local	\$0	\$0	\$0	\$13,370	\$0	\$0	\$13,370	
Norwalk, City of	LA0G1401	LA11G1 - Carmenita Road Pavement Rehabilitation	21-00	STPL - STP Local	\$1,000	\$0	\$0	\$0	\$0	\$0	\$1,000	
Norwalk, City of	LA0G1409	LA11G1 - Rehabilitate Foster Road from Studebaker Road to Pioneer Boulevard	21-00	STPL - STP Local	\$1,480	\$0	\$0	\$0	\$0	\$0	\$1,480	
Pasadena, City of	LA0G1316	LA11G1 - Resurfacing of Orange Grove Boulevard	21-00	STPL - STP Local	\$2,600	\$0	\$0	\$0	\$0	\$0	\$2,600	
San Dimas, City of	LA0G1272	LA11G1 - Street Rehab Improvements to Badillo St. from Covina Blvd. to westerly city limit	21-00	STPL - STP Local	\$1,750	\$0	\$0	\$0	\$0	\$0	\$1,750	
South Gate, City of	LA0G675	LA11G1 - Street improvements of Imperial Hwy from east City Limit to LA River and Garfield Avenue from Jeffer	21-00	STPL - STP Local	\$348	\$0	\$0	\$0	\$0	\$0	\$348	



#21-00 LA LA11G1 Pavement Resurfacing

Los Angeles County Metropolitan Transportation Authority (LACMTA) Transportation Improvement Program (TIP) Group Project Listing as of August 18, 2020											
LA11G1 - Group projects for pavement resurfacing and/or rehabilitation on local roads throughout County. Projects are consistent with 40 CFR part 93, 126, 127, 128, exempt tables 2 & 3 categories. Pavement resurfacing, rehabilitation, reconstruction, AC overlays, road maintenance to prevent and eliminate hazards, no lane additions. There are projects in the grouped projecting listing that contain projects with toll credits.											
IMPLEMENTING AGENCY	TIP ID	PROJECT TITLE	TIP	FUND SOURCE	2021	2022	2023	2024	2025	2026	FY2021-FY2026
West Covina, City of	LA0G1473	LA11G1 - Street rehabilitation project, work consisting of cold-milling 2	21-00	STPL - STP Local	\$625	\$0	\$0	\$0	\$0	\$0	\$625
Whittier, City of	LA0G1406	LA11G1 - Santa Gertrudes Avenue from Whittier Boulevard to Leffingwell Road asphalt overlay, Class II Bike Lanes, ADA sidewalk and wheelchair access ramp improvements.	21-00	STPL - STP Local	\$956	\$0	\$0	\$0	\$0	\$0	\$956
Long Beach, City of	LAF5808A	LA11G1 - Atlantic Avenue Streetscape Enhancements	21-00	STPL-R - STP Local Regional	\$322	\$0	\$0	\$0	\$0	\$0	\$322
<b>TOTAL AGENCY</b>					\$44,896	\$13,808	\$18,066	\$36,370	\$11,500	\$11,500	\$136,140
					<b>2021</b>	<b>2022</b>	<b>2023</b>	<b>2024</b>	<b>2025</b>	<b>2026</b>	<b>FY2021-FY2026</b>
<b>GRAND TOTAL</b>					\$52,607	\$13,808	\$18,066	\$36,370	\$11,500	\$11,500	\$143,851

#21-00 LA LA11G2 Bike and Pedestrian Facilities

Los Angeles County Metropolitan Transportation Authority (LACMTA) Transportation Improvement Program (TIP) Group Project Listing as of February 3, 2020											
LA11G2 - Group projects for bicycle and pedestrian facilities. Projects to upgrade, maintain, or enhance pedestrian/cyclist ways. Projects to eliminate or prevent hazards for pedestrians and cyclist throughout County. Projects are consistent with 40CFR part 93.126, 127, 128, exempt tables 2 & 3 categories.											
LEAD AGENCY	TIP ID	FTIP	PROJECT TITLE	SOURCE	2021	2022	2023	2024	2025	2026	TOTAL (21-26)
Los Angeles County MTA	LAG2001	21-00	LA11G2 - Countywide pedestrian and bicycle facility improvements and upgrades recreational purposes.	STPL - STP Local	\$0	\$0	\$6,000	\$6,000	\$0	\$0	\$12,000
<b>TOTAL STPL</b>					\$0	\$0	\$6,000	\$6,000	\$0	\$0	\$12,000
					<b>FY2021</b>	<b>FY2022</b>	<b>FY2023</b>	<b>FY2024</b>	<b>FY2025</b>	<b>FY2026</b>	<b>TOTAL (21-26)</b>
<b>GRAND TOTAL</b>					\$0	\$0	\$6,000	\$6,000	\$0	\$0	\$12,000

#21-00 LA LA11G2N Bike and Pedestrian Facilities

Los Angeles County Metropolitan Transportation Authority (LACMTA) Transportation Improvement Program (TIP) Group Project Listing as of February 3, 2020											
LA11G2N - Group projects for bicycle and pedestrian facilities. Projects to upgrade, maintain, or enhance pedestrian/cyclist ways. Projects to eliminate or prevent hazards for pedestrians and cyclist throughout County. Projects are consistent with 40CFR part 93.126, 127, 128, exempt tables 2 & 3 categories. Non reportable TCM											
LEAD AGENCY	TIP ID	FTIP	PROJECT TITLE	SOURCE	2021	2022	2023	2024	2025	2026	Total(21-26)
Los Angeles County MTA	LSTMP228	21-00	LA11G2N - Regionwide bicycle and pedestrian type projects	STPL - STP Local	\$0	\$0	\$500	\$500	\$0	\$0	\$1,000
<b>TOTAL STPL</b>					\$0	\$0	\$500	\$500	\$0	\$0	\$1,000
					FY2021	FY2022	FY2023	FY2024	FY2025	FY2026	Total(21-26)
<b>GRAND TOTAL</b>					\$0	\$0	\$500	\$500	\$0	\$0	\$1,000

#21-00 LA LA11G3 Safety and Operating Improvements

Los Angeles County Metropolitan Transportation Authority (LACMTA) Transportation Improvement Program (TIP) Group Project Listing as of August 18, 2020												
LA11G3: Group projects for safety and operating improvements on the local highway system throughout the County. Projects are consistent with 40CFR part 93.126,127,128, exempt tables 2 & 3 categories. Railroad/highway crossing, safer Federal-aid system roads, shoulder improvements, projects that correct, improve, or eliminate a hazardous location or feature, traffic control devices and operating assistance, signalization projects (individual intersections), pavement marking demonstration projects, truck climbing lanes outside the urbanized area, lighting improvements, emergency truck pullovers, widening narrow pavements (no lane additions), warning devices, intersection channelization and or improvements (no through lane additions) throughout the County. There are projects in the group project listing that contain projects with toll credits.												
IMPLEMENTATION AGENCY	TIP ID	PROJECT TITLE	TIP	FUND SOURCE	2021	2022	2023	2024	2025	2026	FY2021-FY2026	
Whittier, City of	LA0G357	LA11G3 - Widening and realignment of Norwalk Boulevard at Whittier Boulevard (SR 72) to create a southbound auxiliary travel lane and dedicated right turn only lanes.	21-00	CITY - City Funds	\$75	\$0	\$0	\$0	\$0	\$0	\$75	
<b>TOTAL CITY</b>					\$75	\$0	\$0	\$0	\$0	\$0	\$75	
Bell Gardens, City of	LA0G1613	LA11G3 - Garfield Ave. & Eastern Ave. Intersection Improvements Project. Improvements include re-aligning t	21-00	MR20H - Measure R 20% Highway	\$4,134	\$0	\$0	\$0	\$0	\$0	\$4,134	
<b>TOTAL MR20H</b>					\$4,134	\$0	\$0	\$0	\$0	\$0	\$4,134	
San Gabriel, City of	LAE3308A	LA11G3 - WALNUT GROVE AT BROADWAY INTERSECTION IMPROVEMENT. REHAB INTERSECTION; ACQUIRE CORNER CUT OFF TO INCREASE CURB RETURN RADII TO ADD LEFT TURN LANE IMPROVE PED SAFETY	21-00	PC25 - Los Angeles County Proposition "C25"	\$171	\$0	\$0	\$0	\$0	\$0	\$171	
<b>TOTAL PC25</b>					\$171	\$0	\$0	\$0	\$0	\$0	\$171	
Baldwin Park, City of	LA0G1382	LA11G3 - Installation of two quad railroad crossing gates at Pacific Avenue to improve public safety, including safety for motorists, bicyclists and pedestrians.	21-00	STPL - STP Local	\$700	\$0	\$0	\$0	\$0	\$0	\$700	
Lancaster, City of	LA0G1422	LA11G3 - 2017 Traffic Signal Upgrades	21-00	STPL - STP Local	\$673	\$0	\$0	\$0	\$0	\$0	\$673	
Los Angeles A, City of	LA0G1151	LA11G3 - (LA11G3) Main St. Lighting Improvement Unit 2 - Replace existing high voltage lighting system with low voltage. Work incl removal of existing poles; installation of new lighting poles, conduit, wires, foundations, pullboxes, luminaires; possible upgrade o	21-00	STPL - STP Local	\$2,900	\$0	\$0	\$0	\$0	\$0	\$2,900	
Los Angeles A, City of	LA0G1153	LA11G3 - Riverside Dr. Lighting Improvement Unit 2 - Riverside from Lankershim to Camrillo and Vineland from Riverside to Hortense.	21-00	STPL - STP Local	\$1,200	\$0	\$0	\$0	\$0	\$0	\$1,200	
Los Angeles A, City of	LA0G1154	LA11G3 - Olympic Blvd - Flower St to Lake St	21-00	STPL - STP Local	\$412	\$0	\$0	\$0	\$0	\$0	\$412	
Los Angeles A, City of	LA0G1156	LA11G3 - (LA11G3) Intersection Improvement Unit 16 - Upgrade or replace existing street lighting equipment at intersections throughout the City of Los Angeles. High voltage series circuits and lights will be converted to low voltage. Work includes installation of	21-00	STPL - STP Local	\$480	\$0	\$0	\$0	\$0	\$0	\$480	
Los Angeles A, City of	LA0G1749	LA11G3 - HIGH VOLTAGE CONVERSION FED PROGRAM UNIT 1	21-00	STPL - STP Local	\$0	\$2,200	\$0	\$0	\$0	\$0	\$2,200	
Los Angeles A, City of	LA0G1750	LA11G3 - HIGH VOLTAGE CONVERSION FED PROGRAM UNIT 2	21-00	STPL - STP Local	\$0	\$3,000	\$0	\$0	\$0	\$0	\$3,000	
Los Angeles A, City of	LA0G1751	LA11G3 - HIGH VOLTAGE CONVERSION FED PROGRAM UNIT 3	21-00	STPL - STP Local	\$0	\$2,900	\$0	\$0	\$0	\$0	\$2,900	
Los Angeles County MTA	LAG3001	LA11G3 - Regionwide safety and operational improvements.	21-00	STPL - STP Local	\$0	\$0	\$4,000	\$4,000	\$0	\$0	\$8,000	
Whittier, City of	LA0G357	LA11G3 - Widening and realignment of Norwalk Boulevard at Whittier Boulevard (SR 72) to create a southbound auxiliary travel lane and dedicated right turn only lanes.	21-00	STPL - STP Local	\$415	\$0	\$0	\$0	\$0	\$0	\$415	
<b>TOTAL STPL</b>					\$6,780	\$8,100	\$4,000	\$4,000	\$0	\$0	\$22,880	
					<b>2021</b>	<b>2022</b>	<b>2023</b>	<b>2024</b>	<b>2025</b>	<b>2026</b>	<b>FY2021-FY2026</b>	
<b>GRAND TOTAL</b>					\$11,160	\$8,100	\$4,000	\$4,000	\$0	\$0	\$27,260	

#21-00 LA LA11G4 Landscaping

Los Angeles County Metropolitan Transportation Authority (LACMTA) Transportation Improvement Program (TIP) Group Project Listing as of February 3, 2020											
LA11G4- Group Projects for planting, landscaping, transportation system betterments, beautification and scenic easements throughout the County (no lane additions). Projects are consistent with 40CFR part 93.126, 127, 128, exempt tables 2 & 3 categories. Non Reportable TCM.											
LEAD AGENCY	TIP ID	FTIP	PROJECT TITLE	SOURCE	2021	2022	2023	2024	2025	2026	Total(21-26)
La Verne, City of	LSSTPL008	21-00	LA11G4 - Route 30: Construction of medians and installation of irrigation and landscaping along Baseline Road in the City of La Verne	CITY - City Funds	\$300	\$0	\$0	\$0	\$0	\$0	\$300
<b>TOTAL CITY</b>					\$300	\$0	\$0	\$0	\$0	\$0	\$300
La Verne, City of	LSSTPL008	21-00	LA11G4 - Route 30: Construction of medians and installation of irrigation and landscaping along Baseline Road in the City of La Verne	STPL - STP Local	\$250	\$0	\$0	\$0	\$0	\$0	\$250
Los Angeles County MTA	LAG4001	21-00	LA11G4 - Regionwide preservation, planting, landscaping and beautification enhancements.	STPL - STP Local	\$0	\$0	\$4,000	\$4,000	\$0	\$0	\$8,000
<b>TOTAL STPL</b>					\$250	\$0	\$4,000	\$4,000	\$0	\$0	\$8,250
<b>GRAND TOTAL</b>					\$550	\$0	\$4,000	\$4,000	\$0	\$0	\$8,550

#21-00 LA LA11G5 Signage

Los Angeles County Metropolitan Transportation Authority (LACMTA) Transportation Improvement Program (TIP) Group Project Listing as of February 3, 2020											
LA11G5- Group projects for directional and informational signage on local roads throughout the County. Projects are consistent with 40CFR part 93.126,127,128, exempt tables 2 & 3 categories. Directional and informarmational signs, sign removals, and/or systems to improve or upgrade											
LEAD AGENCY	TIP ID	FTIP	PROJECT TITLE	SOURCE	2021	2022	2023	2024	2025	2026	Total(21-26)
Los Angeles County MTA	LAG5001	21-00	LA11G5 - Countywide directional and informational systems.	STPL - STP Local	\$0	\$0	\$11,000	\$8,000	\$0	\$0	\$19,000
<b>TOTAL STPL</b>					\$0	\$0	\$11,000	\$8,000	\$0	\$0	\$19,000
					FY2021	FY2022	FY2023	FY2024	FY2025	FY2026	Total(21-26)
<b>GRAND TOTAL</b>					\$0	\$0	\$11,000	\$8,000	\$0	\$0	\$19,000

Los Angeles County Metropolitan Transportation Authority (LACMTA) Transportation Improvement Program (TIP) Group Project Listing as of February 3, 2020												
LA11G5N- Group projects for directional and informational signage on local roads throughout the County. Projects are consistent with 40CFR part 93.126,127,128, exempt tables 2 & 3 categories. Directional and informarmational signs, sign removals, and/or systems to improve or upgrade signage mechanisms, Non reportable TCMs, project split from LA11G5.												
LEAD AGENCY	TIP ID	FTIP	CTC	PROJECT TITLE	SOURCE	2021	2022	2023	2024	2025	2026	Total(21-26)
Los Angeles County MTA	LSTMP230	21-00	LA County (METRO)	LA11G5N - Regionwide directional and informational system	STPL - STP Local	\$0	\$0	\$500	\$500	\$0	\$0	\$1,000
<b>TOTAL STPL</b>						\$0	\$0	\$500	\$500	\$0	\$0	\$1,000
						FY2021	FY2022	FY2023	FY2024	FY2025	FY2026	Total(21-26)
<b>GRAND TOTAL</b>						\$0	\$0	\$500	\$500	\$0	\$0	\$1,000

## 2018/19-2023/24 Highway Bridge Program

See the appropriate FTIP/FSTIP for current funding commitments. This listing provides the backup project information to support the lump sum amounts programmed in the FTIP.

3/31/2020, 1:14 PM

- Notes: 1) This is the FTIP lump sum “backup” list for HBP funded projects. Please see the Local Assistance web site for the most current listings:
- [http://www.dot.ca.gov/hq/LocalPrograms/hbrr99/HBP\\_FSTIP.html](http://www.dot.ca.gov/hq/LocalPrograms/hbrr99/HBP_FSTIP.html)
- 2) The purpose of this list is to show which projects being advanced by local agencies have met the eligibility requirements of the federal Highway Bridge Program and have been prioritized for funding by the Department in cooperation with local agencies for funding.
- 3) Contractual funding levels are determined at time of federal authorization/obligation for given phase of work. For details see Chapter 3 of the Local Assistance Procedures Manual.
- 4) For FTIP/FSTIP purposes, Federal Highway Bridge Program (HBP) funding constraint is managed by Caltrans.
- 5) Prop 1B bond funds for the Local Seismic Safety Retrofit Program (LSSRP) used for matching federal funds are also managed by Caltrans.
- 6) Financial constraint of LOCAL matching funds (including regional STIP funds) and LOCAL Advance Construction (AC) is the responsibility of the MPOs and their local agencies.
- 7) Some projects show that they are programmed using State STP funds. These funds are HBP funds transferred to the STP for bridge work that is not ordinarily eligible for HBP funds. See the HB Program Guidelines for details. Do not confuse these STP funds with Regional STP funds.
- 8) Corrections to this report should be addressed to the District Local Assistance Engineer:
- <http://www.dot.ca.gov/hq/LocalPrograms/dlae.htm>



# 2018/19-2023/24 Highway Bridge Program

#21-00 LA LA000800 Highway Bridge Program

See the appropriate FTIP/FSTIP for current funding commitments. This listing provides the backup project information to support the lump sum amounts programmed in the FTIP.

District: 07 County: Los Angeles

Responsible Agency HBP-ID Project Description

Agoura Hills 3704 BRIDGE NO. 53C0290, ROADSIDE DRIVE OVER MEDEA CREEK, 0.3 MI E KANAN RD. Bridge rehabilitation. Widen existing 2-lane bridge to a 2-lane bridge with shoulders, shoulders and one sidewalk, no added lane capacity. 10/6/2010: Toll Credits programmed for PE & CON. 9/7/2012: Toll credits used for R/W.

Phase Summary:	Prior	18/19	19/20	20/21	21/22	22/23	23/24	Beyond	Total
PE	462,500								462,500
R/W	160,000								160,000
CON					2,920,400				2,920,400
<b>Total</b>	<b>622,500</b>				<b>2,920,400</b>				<b>3,542,900</b>

Fund Source Summary:	Prior	18/19	19/20	20/21	21/22	22/23	23/24	Beyond	Total
Fed \$	622,500				2,920,400				3,542,900
Local Match									
LSSRP Bond									
Local AC									
<b>Total</b>	<b>622,500</b>				<b>2,920,400</b>				<b>3,542,900</b>

PE Summary:	Prior	18/19	19/20	20/21	21/22	22/23	23/24	Beyond	Total
Fed \$	462,500								462,500
Local Match									
LSSRP Bond									
Local AC									
<b>Total</b>	<b>462,500</b>								<b>462,500</b>

R/W Summary:	Prior	18/19	19/20	20/21	21/22	22/23	23/24	Beyond	Total
Fed \$	160,000								160,000
Local Match									
LSSRP Bond									
Local AC									
<b>Total</b>	<b>160,000</b>								<b>160,000</b>

CON Summary:	Prior	18/19	19/20	20/21	21/22	22/23	23/24	Beyond	Total
Fed \$					2,920,400				2,920,400
Local Match									
LSSRP Bond									
Local AC									
<b>Total</b>					<b>2,920,400</b>				<b>2,920,400</b>

Project #: 5435(017)

## 2018/19-2023/24 Highway Bridge Program

#21-00 LA LA000800 Highway Bridge Program

See the appropriate FTIP/FSTIP for current funding commitments. This listing provides the backup project information to support the lump sum amounts programmed in the FTIP.

District: 07 County: Los Angeles

Responsible Agency HBP-ID Project Description

Bell 4314 BRIDGE NO. 53C0159, GAGE AVE, OVER LOS ANGELES RIVER, 500 W/O LONG BEACH FWY. Rehabilitate bridge. Widen existing 4 lane bridge to include standard lane width, shoulder and sidewalk. (No added capacity)

Phase Summary:	Prior	18/19	19/20	20/21	21/22	22/23	23/24	Beyond	Total
PE		582,800						2,331,200	2,914,000
R/W					250,000				250,000
CON								16,318,000	16,318,000
Total		582,800			250,000			18,649,200	19,482,000
Fund Source Summary:	Prior	18/19	19/20	20/21	21/22	22/23	23/24	Beyond	Total
Fed \$		515,953			221,325			16,510,137	17,247,415
Local Match		66,847			28,675			2,139,063	2,234,585
LSSRP Bond									
Local AC									
Total		582,800			250,000			18,649,200	19,482,000
PE Summary:	Prior	18/19	19/20	20/21	21/22	22/23	23/24	Beyond	Total
Fed \$		515,953						2,063,811	2,579,764
Local Match		66,847						267,389	334,236
LSSRP Bond									
Local AC									
Total		582,800						2,331,200	2,914,000
R/W Summary:	Prior	18/19	19/20	20/21	21/22	22/23	23/24	Beyond	Total
Fed \$					221,325				221,325
Local Match					28,675				28,675
LSSRP Bond									
Local AC									
Total					250,000				250,000
CON Summary:	Prior	18/19	19/20	20/21	21/22	22/23	23/24	Beyond	Total
Fed \$								14,446,325	14,446,325
Local Match								1,871,675	1,871,675
LSSRP Bond									
Local AC									
Total								16,318,000	16,318,000

Project #: 5272(016)

## 2018/19-2023/24 Highway Bridge Program

#21-00 LA LA000800 Highway Bridge Program

See the appropriate FTIP/FSTIP for current funding commitments. This listing provides the backup project information to support the lump sum amounts programmed in the FTIP.

District: 07 County: Los Angeles

Responsible Agency HBP-ID Project Description

Bell 4315 BRIDGE NO. 53C0445, SLAUSON AVE, OVER LOS ANGELES RIVER, 3/4 MI E ATLANTIC BLVD. Replace existing 4 lane bridge with 4 lane bridge. No added capacity. Scope is not clear.

Project #:

Phase Summary:	Prior	18/19	19/20	20/21	21/22	22/23	23/24	Beyond	Total
PE			535,000					2,138,847	2,673,847
R/W						100,000			100,000
CON								14,973,546	14,973,546
Total			535,000			100,000		17,112,393	17,747,393

Fund Source Summary:	Prior	18/19	19/20	20/21	21/22	22/23	23/24	Beyond	Total
Fed \$			473,636			88,530		15,149,602	15,711,767
Local Match			61,365			11,470		1,962,791	2,035,626
LSSRP Bond									
Local AC									
Total			535,000			100,000		17,112,393	17,747,393

PE Summary:	Prior	18/19	19/20	20/21	21/22	22/23	23/24	Beyond	Total
Fed \$			473,636					1,893,521	2,367,157
Local Match			61,365					245,326	306,690
LSSRP Bond									
Local AC									
Total			535,000					2,138,847	2,673,847

R/W Summary:	Prior	18/19	19/20	20/21	21/22	22/23	23/24	Beyond	Total
Fed \$						88,530			88,530
Local Match						11,470			11,470
LSSRP Bond									
Local AC									
Total						100,000			100,000

CON Summary:	Prior	18/19	19/20	20/21	21/22	22/23	23/24	Beyond	Total
Fed \$								13,256,080	13,256,080
Local Match								1,717,466	1,717,466
LSSRP Bond									
Local AC									
Total								14,973,546	14,973,546

## 2018/19-2023/24 Highway Bridge Program

#21-00 LA LA000800 Highway Bridge Program

See the appropriate FTIP/FSTIP for current funding commitments. This listing provides the backup project information to support the lump sum amounts programmed in the FTIP.

District: 07 County: Los Angeles

Responsible Agency HBP-ID Project Description

Culver City 4549 BRIDGE NO. PM00167, Bridge Preventive Maintenance Program (BPMP) various bridges in Culver City. See Caltrans Local Assistance HBP website for backup list of projects.

Phase Summary:	Prior	18/19	19/20	20/21	21/22	22/23	23/24	Beyond	Total
PE			261,000						261,000
R/W									
CON								1,461,600	1,461,600
<b>Total</b>			261,000					1,461,600	1,722,600
Fund Source Summary:	Prior	18/19	19/20	20/21	21/22	22/23	23/24	Beyond	Total
Fed \$			231,063					1,293,954	1,525,018
Local Match			29,937					167,646	197,582
LSSRP Bond									
Local AC									
<b>Total</b>			261,000					1,461,600	1,722,600
PE Summary:	Prior	18/19	19/20	20/21	21/22	22/23	23/24	Beyond	Total
Fed \$			231,063						231,063
Local Match			29,937						29,937
LSSRP Bond									
Local AC									
<b>Total</b>			261,000						261,000
CON Summary:	Prior	18/19	19/20	20/21	21/22	22/23	23/24	Beyond	Total
Fed \$								1,293,954	1,293,954
Local Match								167,646	167,646
LSSRP Bond									
Local AC									
<b>Total</b>								1,461,600	1,461,600

Project #: 5240(037)

## 2018/19-2023/24 Highway Bridge Program

#21-00 LA LA000800 Highway Bridge Program

See the appropriate FTIP/FSTIP for current funding commitments. This listing provides the backup project information to support the lump sum amounts programmed in the FTIP.

District: 07 County: Los Angeles

Responsible Agency HBP-ID Project Description

Downey 4096 BRIDGE NO. 53C0080, FLORENCE AVE OVER SAN GABRIEL RIVER, 0.2 MI W SAN GAB RIV FWY. Project Studies Only. Project studies to scope the HBP project correctly.

Phase Summary:	Prior	18/19	19/20	20/21	21/22	22/23	23/24	Beyond	Total
PE	300,000		200,000						500,000
R/W									
CON									
<b>Total</b>	<b>300,000</b>		<b>200,000</b>						<b>500,000</b>

Fund Source Summary:	Prior	18/19	19/20	20/21	21/22	22/23	23/24	Beyond	Total
Fed \$	265,590		177,060						442,650
Local Match	34,410		22,940						57,350
LSSRP Bond									
Local AC									
<b>Total</b>	<b>300,000</b>		<b>200,000</b>						<b>500,000</b>

PE Summary:	Prior	18/19	19/20	20/21	21/22	22/23	23/24	Beyond	Total
Fed \$	265,590		177,060						442,650
Local Match	34,410		22,940						57,350
LSSRP Bond									
Local AC									
<b>Total</b>	<b>300,000</b>		<b>200,000</b>						<b>500,000</b>

Project #: 5334(045)

## 2018/19-2023/24 Highway Bridge Program

#21-00 LA LA000800 Highway Bridge Program

See the appropriate FTIP/FSTIP for current funding commitments. This listing provides the backup project information to support the lump sum amounts programmed in the FTIP.

District: 07 County: Los Angeles

Responsible Agency HBP-ID Project Description

Downey 3951 BRIDGE NO. 53C0085, FLORENCE AVE OVER RIO HONDO, 1 MI W PARAMOUNT BLVD. Stand-alone Bridge Preventive Maintenance, no added capacity. Change!

Phase Summary:	Prior	18/19	19/20	20/21	21/22	22/23	23/24	Beyond	Total
PE	330,000								330,000
R/W									
CON								554,850	554,850
<b>Total</b>	<b>330,000</b>							<b>554,850</b>	<b>884,850</b>

Fund Source Summary:	Prior	18/19	19/20	20/21	21/22	22/23	23/24	Beyond	Total
Fed \$	292,149							491,209	783,358
Local Match	37,851							63,641	101,492
LSSRP Bond									
Local AC									
<b>Total</b>	<b>330,000</b>							<b>554,850</b>	<b>884,850</b>

PE Summary:	Prior	18/19	19/20	20/21	21/22	22/23	23/24	Beyond	Total
Fed \$	292,149								292,149
Local Match	37,851								37,851
LSSRP Bond									
Local AC									
<b>Total</b>	<b>330,000</b>								<b>330,000</b>

CON Summary:	Prior	18/19	19/20	20/21	21/22	22/23	23/24	Beyond	Total
Fed \$								491,209	491,209
Local Match								63,641	63,641
LSSRP Bond									
Local AC									
<b>Total</b>								<b>554,850</b>	<b>554,850</b>

Project #: 5334(044)

## 2018/19-2023/24 Highway Bridge Program

#21-00 LA LA000800 Highway Bridge Program

See the appropriate FTIP/FSTIP for current funding commitments. This listing provides the backup project information to support the lump sum amounts programmed in the FTIP.

District: 07 County: Los Angeles

Responsible Agency HBP-ID Project Description

Glendora 4026 BRIDGE NO. 53C0780, LONE HILL AVE OVER SAN DIMAS WASH, 0.1 MI N FOOTHILL FWY. Bridge rehabilitation. Widen bridge to add shoulders and sidewalks. No added capacity.

Phase Summary:	Prior	18/19	19/20	20/21	21/22	22/23	23/24	Beyond	Total
PE	300,000								300,000
R/W					200,000				200,000
CON								1,204,000	1,204,000
<b>Total</b>	<b>300,000</b>				<b>200,000</b>			<b>1,204,000</b>	<b>1,704,000</b>
Fund Source Summary:	Prior	18/19	19/20	20/21	21/22	22/23	23/24	Beyond	Total
Fed \$	265,590				177,060			1,065,901	1,508,551
Local Match	34,410				22,940			138,099	195,449
LSSRP Bond									
Local AC									
<b>Total</b>	<b>300,000</b>				<b>200,000</b>			<b>1,204,000</b>	<b>1,704,000</b>
PE Summary:	Prior	18/19	19/20	20/21	21/22	22/23	23/24	Beyond	Total
Fed \$	265,590								265,590
Local Match	34,410								34,410
LSSRP Bond									
Local AC									
<b>Total</b>	<b>300,000</b>								<b>300,000</b>
R/W Summary:	Prior	18/19	19/20	20/21	21/22	22/23	23/24	Beyond	Total
Fed \$					177,060				177,060
Local Match					22,940				22,940
LSSRP Bond									
Local AC									
<b>Total</b>					<b>200,000</b>				<b>200,000</b>
CON Summary:	Prior	18/19	19/20	20/21	21/22	22/23	23/24	Beyond	Total
Fed \$								1,065,901	1,065,901
Local Match								138,099	138,099
LSSRP Bond									
Local AC									
<b>Total</b>								<b>1,204,000</b>	<b>1,204,000</b>

Project #: 5204(018)

## 2018/19-2023/24 Highway Bridge Program

#21-00 LA LA000800 Highway Bridge Program

See the appropriate FTIP/FSTIP for current funding commitments. This listing provides the backup project information to support the lump sum amounts programmed in the FTIP.

District: 07 County: Los Angeles

Responsible Agency HBP-ID Project Description

Industry 4050 BRIDGE NO. 53C0289, AZUSA AVE OVER VALLEY BL/ARENTH AV/SPRR, 1 MI N POMONA FWY. Bridge Painting

Phase Summary:	Prior	18/19	19/20	20/21	21/22	22/23	23/24	Beyond	Total
PE	327,000								327,000
R/W									
CON								9,826,530	9,826,530
<b>Total</b>	<b>327,000</b>							<b>9,826,530</b>	<b>10,153,530</b>
Fund Source Summary:	Prior	18/19	19/20	20/21	21/22	22/23	23/24	Beyond	Total
Fed \$	289,493							8,699,427	8,988,920
Local Match	37,507							1,127,103	1,164,610
LSSRP Bond									
Local AC									
<b>Total</b>	<b>327,000</b>							<b>9,826,530</b>	<b>10,153,530</b>
PE Summary:	Prior	18/19	19/20	20/21	21/22	22/23	23/24	Beyond	Total
Fed \$	289,493								289,493
Local Match	37,507								37,507
LSSRP Bond									
Local AC									
<b>Total</b>	<b>327,000</b>								<b>327,000</b>
CON Summary:	Prior	18/19	19/20	20/21	21/22	22/23	23/24	Beyond	Total
Fed \$								8,699,427	8,699,427
Local Match	-0							1,127,103	1,127,103
LSSRP Bond									
Local AC									
<b>Total</b>								<b>9,826,530</b>	<b>9,826,530</b>

Project #: 5342(004)



## 2018/19-2023/24 Highway Bridge Program

#21-00 LA LA000800 Highway Bridge Program

See the appropriate FTIP/FSTIP for current funding commitments. This listing provides the backup project information to support the lump sum amounts programmed in the FTIP.

District: 07 County: Los Angeles

Responsible Agency HBP-ID Project Description

Industry 4261 BRIDGE NO. 53C1020, NELSON AVE OVER PUENTE CREEK, 0.5 MI S/O SUNSET AVE. Bridge replacement . Widen existing bridge to current standards (no added capacity).

Phase Summary:	Prior	18/19	19/20	20/21	21/22	22/23	23/24	Beyond	Total
PE			360,250						360,250
R/W								50,000	50,000
CON								2,017,400	2,017,400
Total			360,250					2,067,400	2,427,650
Fund Source Summary:	Prior	18/19	19/20	20/21	21/22	22/23	23/24	Beyond	Total
Fed \$			318,929					1,830,269	2,149,199
Local Match			41,321					237,131	278,451
LSSRP Bond									
Local AC									
Total			360,250					2,067,400	2,427,650
PE Summary:	Prior	18/19	19/20	20/21	21/22	22/23	23/24	Beyond	Total
Fed \$			318,929						318,929
Local Match			41,321						41,321
LSSRP Bond									
Local AC									
Total			360,250						360,250
R/W Summary:	Prior	18/19	19/20	20/21	21/22	22/23	23/24	Beyond	Total
Fed \$								44,265	44,265
Local Match								5,735	5,735
LSSRP Bond									
Local AC									
Total								50,000	50,000
CON Summary:	Prior	18/19	19/20	20/21	21/22	22/23	23/24	Beyond	Total
Fed \$								1,786,004	1,786,004
Local Match								231,396	231,396
LSSRP Bond									
Local AC									
Total								2,017,400	2,017,400

Project #: 5342(006)

## 2018/19-2023/24 Highway Bridge Program

#21-00 LA LA000800 Highway Bridge Program

See the appropriate FTIP/FSTIP for current funding commitments. This listing provides the backup project information to support the lump sum amounts programmed in the FTIP.

District: 07 County: Los Angeles

Responsible Agency HBP-ID Project Description

Irwindale 3904 BRIDGE NO. 53C0072, ARROW HWY OVER SAN GABRIEL RIVER, 0.5 MI E SAN GAB RIV FWY. Bridge Rehabilitation, widen to accomodate standard lanes, shoulders and sidewalks. No added capacity.

Phase Summary:	Prior	18/19	19/20	20/21	21/22	22/23	23/24	Beyond	Total
PE	900,000								900,000
R/W					500,000				500,000
CON								4,897,760	4,897,760
Total	900,000				500,000			4,897,760	6,297,760
Fund Source Summary:	Prior	18/19	19/20	20/21	21/22	22/23	23/24	Beyond	Total
Fed \$	796,770				442,650			4,335,987	5,575,407
Local Match	103,230				57,350			561,773	722,353
LSSRP Bond									
Local AC									
Total	900,000				500,000			4,897,760	6,297,760
PE Summary:	Prior	18/19	19/20	20/21	21/22	22/23	23/24	Beyond	Total
Fed \$	796,770								796,770
Local Match	103,230								103,230
LSSRP Bond									
Local AC									
Total	900,000								900,000
R/W Summary:	Prior	18/19	19/20	20/21	21/22	22/23	23/24	Beyond	Total
Fed \$					442,650				442,650
Local Match					57,350				57,350
LSSRP Bond									
Local AC									
Total					500,000				500,000
CON Summary:	Prior	18/19	19/20	20/21	21/22	22/23	23/24	Beyond	Total
Fed \$								4,335,987	4,335,987
Local Match								561,773	561,773
LSSRP Bond									
Local AC									
Total								4,897,760	4,897,760

Project #: 5345(006)

## 2018/19-2023/24 Highway Bridge Program

#21-00 LA LA000800 Highway Bridge Program

See the appropriate FTIP/FSTIP for current funding commitments. This listing provides the backup project information to support the lump sum amounts programmed in the FTIP.

District: 07 County: Los Angeles

Responsible Agency HBP-ID Project Description

Irwindale 3920 BRIDGE NO. 53C0375, Foothill Blvd Over San Gabriel River, 1/2 MI W Irwindale Ave. Bridge Rehabilitation. Widen bridge to accommodate shoulders and sidewalks. No added capacity.

Phase Summary:	Prior	18/19	19/20	20/21	21/22	22/23	23/24	Beyond	Total
PE	2,000,000								2,000,000
R/W									
CON								14,500,000	14,500,000
<b>Total</b>	<b>2,000,000</b>							<b>14,500,000</b>	<b>16,500,000</b>

Fund Source Summary:	Prior	18/19	19/20	20/21	21/22	22/23	23/24	Beyond	Total
Fed \$	1,770,600							12,836,850	14,607,450
Local Match	229,400							1,663,150	1,892,550
LSSRP Bond									
Local AC									
<b>Total</b>	<b>2,000,000</b>							<b>14,500,000</b>	<b>16,500,000</b>

PE Summary:	Prior	18/19	19/20	20/21	21/22	22/23	23/24	Beyond	Total
Fed \$	1,770,600								1,770,600
Local Match	229,400								229,400
LSSRP Bond									
Local AC									
<b>Total</b>	<b>2,000,000</b>								<b>2,000,000</b>

CON Summary:	Prior	18/19	19/20	20/21	21/22	22/23	23/24	Beyond	Total
Fed \$								12,836,850	12,836,850
Local Match								1,663,150	1,663,150
LSSRP Bond									
Local AC									
<b>Total</b>								<b>14,500,000</b>	<b>14,500,000</b>

Project #: 5345(007)

## 2018/19-2023/24 Highway Bridge Program

#21-00 LA LA000800 Highway Bridge Program

See the appropriate FTIP/FSTIP for current funding commitments. This listing provides the backup project information to support the lump sum amounts programmed in the FTIP.

District: 07 County: Los Angeles

Responsible Agency HBP-ID Project Description

Irwindale 4037 BRIDGE NO. PM00089, Bridge Preventive Maintenance Program (BPMP) various bridges in the City of Irwindale. See Caltrans Local Assistance HBP website for backup list of projects.

Phase Summary:	Prior	18/19	19/20	20/21	21/22	22/23	23/24	Beyond	Total
PE	117,579								117,579
R/W									
CON								356,300	356,300
<b>Total</b>	<b>117,579</b>							<b>356,300</b>	<b>473,879</b>

Fund Source Summary:	Prior	18/19	19/20	20/21	21/22	22/23	23/24	Beyond	Total
Fed \$	104,093							315,432	419,525
Local Match	13,486							40,868	54,354
LSSRP Bond									
Local AC									
<b>Total</b>	<b>117,579</b>							<b>356,300</b>	<b>473,879</b>

PE Summary:	Prior	18/19	19/20	20/21	21/22	22/23	23/24	Beyond	Total
Fed \$	104,093								104,093
Local Match	13,486								13,486
LSSRP Bond									
Local AC									
<b>Total</b>	<b>117,579</b>								<b>117,579</b>

CON Summary:	Prior	18/19	19/20	20/21	21/22	22/23	23/24	Beyond	Total
Fed \$								315,432	315,432
Local Match								40,868	40,868
LSSRP Bond									
Local AC									
<b>Total</b>								<b>356,300</b>	<b>356,300</b>

Project #: 5345(009)

## 2018/19-2023/24 Highway Bridge Program

#21-00 LA LA000800 Highway Bridge Program

See the appropriate FTIP/FSTIP for current funding commitments. This listing provides the backup project information to support the lump sum amounts programmed in the FTIP.

District: 07      County: Los Angeles

Responsible Agency      HBP-ID      Project Description

Long Beach      4402      BRIDGE NO. 53C0209, 2ND ST OVER MARINE STADIUM & APPIAN, 0.3 MI W/O PACFC CST HWY. Bridge Rehabilitation. Rehabilitation, replace concrete deck and barrier rail. (No added capacity)

Phase Summary:	Prior	18/19	19/20	20/21	21/22	22/23	23/24	Beyond	Total
PE	250,000				1,530,900				1,780,900
R/W									
CON								8,573,040	8,573,040
<b>Total</b>	<b>250,000</b>				<b>1,530,900</b>			<b>8,573,040</b>	<b>10,353,940</b>

Fund Source Summary:	Prior	18/19	19/20	20/21	21/22	22/23	23/24	Beyond	Total
Fed \$	221,325				1,355,306			7,589,712	9,166,343
Local Match	28,675				175,594			983,328	1,187,597
LSSRP Bond									
Local AC									
<b>Total</b>	<b>250,000</b>				<b>1,530,900</b>			<b>8,573,040</b>	<b>10,353,940</b>

PE Summary:	Prior	18/19	19/20	20/21	21/22	22/23	23/24	Beyond	Total
Fed \$	221,325				1,355,306				1,576,631
Local Match	28,675				175,594				204,269
LSSRP Bond									
Local AC									
<b>Total</b>	<b>250,000</b>				<b>1,530,900</b>				<b>1,780,900</b>

CON Summary:	Prior	18/19	19/20	20/21	21/22	22/23	23/24	Beyond	Total
Fed \$								7,589,712	7,589,712
Local Match								983,328	983,328
LSSRP Bond									
Local AC									
<b>Total</b>								<b>8,573,040</b>	<b>8,573,040</b>

Project #: 5108(177)

## 2018/19-2023/24 Highway Bridge Program

#21-00 LA LA000800 Highway Bridge Program

See the appropriate FTIP/FSTIP for current funding commitments. This listing provides the backup project information to support the lump sum amounts programmed in the FTIP.

District: 07 County: Los Angeles

Responsible Agency HBP-ID Project Description

Long Beach 4477 BRIDGE NO. 53C0218, CLARK AVE, OVER LOS CERRITOS DRAIN CHAN, 100 S/O SPRING STREET. Rehabilitate bridge. Widen existing 6 lane bridge to 6 lane bridge with standard lanes and shoulders and sidewalks. (No added capacity).

Phase Summary:	Prior	18/19	19/20	20/21	21/22	22/23	23/24	Beyond	Total
PE			205,000						205,000
R/W								50,000	50,000
CON								1,148,000	1,148,000
Total			205,000					1,198,000	1,403,000
Fund Source Summary:	Prior	18/19	19/20	20/21	21/22	22/23	23/24	Beyond	Total
Fed \$			181,487					1,060,589	1,242,076
Local Match			23,514					137,411	160,924
LSSRP Bond									
Local AC									
Total			205,000					1,198,000	1,403,000
PE Summary:	Prior	18/19	19/20	20/21	21/22	22/23	23/24	Beyond	Total
Fed \$			181,487						181,487
Local Match			23,514						23,514
LSSRP Bond									
Local AC									
Total			205,000						205,000
R/W Summary:	Prior	18/19	19/20	20/21	21/22	22/23	23/24	Beyond	Total
Fed \$								44,265	44,265
Local Match								5,735	5,735
LSSRP Bond									
Local AC									
Total								50,000	50,000
CON Summary:	Prior	18/19	19/20	20/21	21/22	22/23	23/24	Beyond	Total
Fed \$								1,016,324	1,016,324
Local Match								131,676	131,676
LSSRP Bond									
Local AC									
Total								1,148,000	1,148,000

Project #: 5108(173)

## 2018/19-2023/24 Highway Bridge Program

#21-00 LA LA000800 Highway Bridge Program

See the appropriate FTIP/FSTIP for current funding commitments. This listing provides the backup project information to support the lump sum amounts programmed in the FTIP.

District: 07 County: Los Angeles

Responsible Agency HBP-ID Project Description

Long Beach 4452 BRIDGE NO. PM00152, Bridge Preventive Maintenance Program (BPMP) various bridges in the City of Long Beach. See Caltrans Local Assistance HBP website for backup list of projects.

Phase Summary:	Prior	18/19	19/20	20/21	21/22	22/23	23/24	Beyond	Total
PE			43,100						43,100
R/W									
CON								129,300	129,300
<b>Total</b>			43,100					129,300	172,400

Fund Source Summary:	Prior	18/19	19/20	20/21	21/22	22/23	23/24	Beyond	Total
Fed \$			38,156					114,469	152,626
Local Match			4,944					14,831	19,774
LSSRP Bond									
Local AC									
<b>Total</b>			43,100					129,300	172,400

PE Summary:	Prior	18/19	19/20	20/21	21/22	22/23	23/24	Beyond	Total
Fed \$			38,156						38,156
Local Match			4,944						4,944
LSSRP Bond									
Local AC									
<b>Total</b>			43,100						43,100

CON Summary:	Prior	18/19	19/20	20/21	21/22	22/23	23/24	Beyond	Total
Fed \$								114,469	114,469
Local Match								14,831	14,831
LSSRP Bond									
Local AC									
<b>Total</b>								129,300	129,300

Project #: 5108(171)

## 2018/19-2023/24 Highway Bridge Program

#21-00 LA LA000800 Highway Bridge Program

See the appropriate FTIP/FSTIP for current funding commitments. This listing provides the backup project information to support the lump sum amounts programmed in the FTIP.

District: 07 County: Los Angeles

Responsible Agency HBP-ID Project Description

Los Angeles 1400 BRIDGE NO. 53C0011, SOTO STREET, OVER VALLEY BLVD/SPTCO, 0.6 MI NORTH OF I-10. Rehabilitate 4-lane bridge & widen to include shoulders, add sidewalk, and upgrade bridge railings. No added lane capacity.

Phase Summary:	Prior	18/19	19/20	20/21	21/22	22/23	23/24	Beyond	Total
PE	1,573,900								1,573,900
R/W	2,888,000								2,888,000
CON	14,932,080								14,932,080
Total	19,393,980								19,393,980
Fund Source Summary:	Prior	18/19	19/20	20/21	21/22	22/23	23/24	Beyond	Total
Fed \$	3,569,520					13,219,370			16,788,890
Local Match	2,605,090								2,605,090
LSSRP Bond									
Local AC	13,219,370					-13,219,370			
Total	19,393,980								19,393,980
PE Summary:	Prior	18/19	19/20	20/21	21/22	22/23	23/24	Beyond	Total
Fed \$	1,259,120								1,259,120
Local Match	314,780								314,780
LSSRP Bond									
Local AC									
Total	1,573,900								1,573,900
R/W Summary:	Prior	18/19	19/20	20/21	21/22	22/23	23/24	Beyond	Total
Fed \$	2,310,400								2,310,400
Local Match	577,600								577,600
LSSRP Bond									
Local AC									
Total	2,888,000								2,888,000
CON Summary:	Prior	18/19	19/20	20/21	21/22	22/23	23/24	Beyond	Total
Fed \$						13,219,370			13,219,370
Local Match	1,712,710								1,712,710
LSSRP Bond									
Local AC	13,219,370					-13,219,370			
Total	14,932,080								14,932,080

Project #: 5006(193)



## 2018/19-2023/24 Highway Bridge Program

#21-00 LA LA000800 Highway Bridge Program

See the appropriate FTIP/FSTIP for current funding commitments. This listing provides the backup project information to support the lump sum amounts programmed in the FTIP.

District: 07 County: Los Angeles

Responsible Agency HBP-ID Project Description

Los Angeles 1455 BRIDGE NO. 53C1930, STATE STREET, OVER METROLINK & BUSWAY, BTW MCALLISTER/POMEROY AV. Rehabilitate 4-lane bridge & widen to include shoulders, sidewalk, upgrade bridge railings. No added lane capacity.

Phase Summary:	Prior	18/19	19/20	20/21	21/22	22/23	23/24	Beyond	Total
PE	2,218,160								2,218,160
R/W	3,000,000				800,000				3,800,000
CON								11,996,976	11,996,976
<b>Total</b>	<b>5,218,160</b>				<b>800,000</b>			<b>11,996,976</b>	<b>18,015,136</b>

Fund Source Summary:	Prior	18/19	19/20	20/21	21/22	22/23	23/24	Beyond	Total
Fed \$	4,430,428				708,240			10,620,923	15,759,591
Local Match	787,732				91,760			1,376,053	2,255,545
LSSRP Bond									
Local AC									
<b>Total</b>	<b>5,218,160</b>				<b>800,000</b>			<b>11,996,976</b>	<b>18,015,136</b>

PE Summary:	Prior	18/19	19/20	20/21	21/22	22/23	23/24	Beyond	Total
Fed \$	1,774,528								1,774,528
Local Match	443,632								443,632
LSSRP Bond									
Local AC									
<b>Total</b>	<b>2,218,160</b>								<b>2,218,160</b>

R/W Summary:	Prior	18/19	19/20	20/21	21/22	22/23	23/24	Beyond	Total
Fed \$	2,655,900				708,240				3,364,140
Local Match	344,100				91,760				435,860
LSSRP Bond									
Local AC									
<b>Total</b>	<b>3,000,000</b>				<b>800,000</b>				<b>3,800,000</b>

CON Summary:	Prior	18/19	19/20	20/21	21/22	22/23	23/24	Beyond	Total
Fed \$								10,620,923	10,620,923
Local Match								1,376,053	1,376,053
LSSRP Bond									
Local AC									
<b>Total</b>								<b>11,996,976</b>	<b>11,996,976</b>

Project #: 5006(284)

## 2018/19-2023/24 Highway Bridge Program

#21-00 LA LA000800 Highway Bridge Program

See the appropriate FTIP/FSTIP for current funding commitments. This listing provides the backup project information to support the lump sum amounts programmed in the FTIP.

District: 07 County: Los Angeles

Responsible Agency HBP-ID Project Description

Los Angeles 4270 BRIDGE NO. PM00123, Bridge Preventive Maintenance Program (BPMP), various bridges in the City of Los Angeles. See Caltrans Local Assistance HBP web site for backup list of bridges

Phase Summary:	Prior	18/19	19/20	20/21	21/22	22/23	23/24	Beyond	Total
PE	200,000							1,120,245	1,320,245
R/W									
CON								3,960,737	3,960,737
<b>Total</b>	<b>200,000</b>							<b>5,080,982</b>	<b>5,280,982</b>

Fund Source Summary:	Prior	18/19	19/20	20/21	21/22	22/23	23/24	Beyond	Total
Fed \$	177,060							4,498,193	4,675,253
Local Match	22,940							582,789	605,729
LSSRP Bond									
Local AC									
<b>Total</b>	<b>200,000</b>							<b>5,080,982</b>	<b>5,280,982</b>

PE Summary:	Prior	18/19	19/20	20/21	21/22	22/23	23/24	Beyond	Total
Fed \$	177,060							991,753	1,168,813
Local Match	22,940							128,492	151,432
LSSRP Bond									
Local AC									
<b>Total</b>	<b>200,000</b>							<b>1,120,245</b>	<b>1,320,245</b>

CON Summary:	Prior	18/19	19/20	20/21	21/22	22/23	23/24	Beyond	Total
Fed \$								3,506,440	3,506,440
Local Match								454,297	454,297
LSSRP Bond									
Local AC									
<b>Total</b>								<b>3,960,737</b>	<b>3,960,737</b>

Project #: 5006(838)

## 2018/19-2023/24 Highway Bridge Program

#21-00 LA LA000800 Highway Bridge Program

See the appropriate FTIP/FSTIP for current funding commitments. This listing provides the backup project information to support the lump sum amounts programmed in the FTIP.

District: 07 County: Los Angeles

Responsible Agency HBP-ID Project Description

Los Angeles County 2442 BRIDGE NO. 53C0084, SLAUSON AVE, OVER SAN GABRIEL R BOH(AT&SF), 1 MI E ROSECRANS BLVD. LSSRP Seismic Retrofit

Phase Summary:	Prior	18/19	19/20	20/21	21/22	22/23	23/24	Beyond	Total
PE									
R/W									
CON				1,806,000					1,806,000
Total				1,806,000					1,806,000
Fund Source Summary:	Prior	18/19	19/20	20/21	21/22	22/23	23/24	Beyond	Total
Fed \$								1,598,852	1,598,852
Local Match									
LSSRP Bond				207,148					207,148
Local AC				1,598,852				-1,598,852	
Total				1,806,000					1,806,000
PE Summary:	Prior	18/19	19/20	20/21	21/22	22/23	23/24	Beyond	Total
Fed \$									
Local Match									
LSSRP Bond									
Local AC									
Total									
CON Summary:	Prior	18/19	19/20	20/21	21/22	22/23	23/24	Beyond	Total
Fed \$								1,598,852	1,598,852
Local Match									
LSSRP Bond				207,148					207,148
Local AC				1,598,852				-1,598,852	
Total				1,806,000					1,806,000

Project #: 5953(634)

## 2018/19-2023/24 Highway Bridge Program

#21-00 LA LA000800 Highway Bridge Program

See the appropriate FTIP/FSTIP for current funding commitments. This listing provides the backup project information to support the lump sum amounts programmed in the FTIP.

District: 07 County: Los Angeles

Responsible Agency HBP-ID Project Description

Los Angeles County 489 BRIDGE NO. 53C0488, SOLEDAD CYN RD, OVER SANTA CLARA RIV BR, 0.3 MI E AGUA DULCE CY RD. Replace 2 lane bridge with 2 lane bridge.

Phase Summary:	Prior	18/19	19/20	20/21	21/22	22/23	23/24	Beyond	Total
PE	1,462,500								1,462,500
R/W									
CON								10,283,000	10,283,000
<b>Total</b>	<b>1,462,500</b>							<b>10,283,000</b>	<b>11,745,500</b>

Fund Source Summary:	Prior	18/19	19/20	20/21	21/22	22/23	23/24	Beyond	Total
Fed \$	1,294,751							9,103,540	10,398,291
Local Match	167,749							1,179,460	1,347,209
LSSRP Bond									
Local AC									
<b>Total</b>	<b>1,462,500</b>							<b>10,283,000</b>	<b>11,745,500</b>

PE Summary:	Prior	18/19	19/20	20/21	21/22	22/23	23/24	Beyond	Total
Fed \$	1,294,751								1,294,751
Local Match	167,749								167,749
LSSRP Bond									
Local AC									
<b>Total</b>	<b>1,462,500</b>								<b>1,462,500</b>

CON Summary:	Prior	18/19	19/20	20/21	21/22	22/23	23/24	Beyond	Total
Fed \$								9,103,540	9,103,540
Local Match								1,179,460	1,179,460
LSSRP Bond									
Local AC									
<b>Total</b>								<b>10,283,000</b>	<b>10,283,000</b>

Project #:  

5953(045)
5953(602)

## 2018/19-2023/24 Highway Bridge Program

#21-00 LA LA000800 Highway Bridge Program

See the appropriate FTIP/FSTIP for current funding commitments. This listing provides the backup project information to support the lump sum amounts programmed in the FTIP.

District: 07 County: Los Angeles

Responsible Agency HBP-ID Project Description

Los Angeles County 3238 BRIDGE NO. 53C0517, SAN FRCSQUTO CA RD, OVER SAN FRANCISQUITO CYN CRK, 9.7 MI N BOUQUET CYN RD. Replace 2 lane bridge with 2 lane bridge.

Phase Summary:	Prior	18/19	19/20	20/21	21/22	22/23	23/24	Beyond	Total
PE	1,461,159								1,461,159
R/W									
CON								9,800,000	9,800,000
<b>Total</b>	<b>1,461,159</b>							<b>9,800,000</b>	<b>11,261,159</b>

Fund Source Summary:	Prior	18/19	19/20	20/21	21/22	22/23	23/24	Beyond	Total
Fed \$	1,293,564							8,675,940	9,969,504
Local Match	167,595							1,124,060	1,291,655
LSSRP Bond									
Local AC									
<b>Total</b>	<b>1,461,159</b>							<b>9,800,000</b>	<b>11,261,159</b>

PE Summary:	Prior	18/19	19/20	20/21	21/22	22/23	23/24	Beyond	Total
Fed \$	1,293,564								1,293,564
Local Match	167,595								167,595
LSSRP Bond									
Local AC									
<b>Total</b>	<b>1,461,159</b>								<b>1,461,159</b>

CON Summary:	Prior	18/19	19/20	20/21	21/22	22/23	23/24	Beyond	Total
Fed \$								8,675,940	8,675,940
Local Match								1,124,060	1,124,060
LSSRP Bond									
Local AC									
<b>Total</b>								<b>9,800,000</b>	<b>9,800,000</b>

Project #: 5953(507)

## 2018/19-2023/24 Highway Bridge Program

#21-00 LA LA000800 Highway Bridge Program

See the appropriate FTIP/FSTIP for current funding commitments. This listing provides the backup project information to support the lump sum amounts programmed in the FTIP.

District: 07 County: Los Angeles

Responsible Agency HBP-ID Project Description

Los Angeles County 3333 BRIDGE NO. 53C0518, SAN FRCSQUTO CA RD, OVER SAN FRANCISQUITO CYN CRK, 1/2MI S OF WAT&POWER PNS. Replace 2 lane FO bridge with new 2 lane bridge.

Phase Summary:	Prior	18/19	19/20	20/21	21/22	22/23	23/24	Beyond	Total
PE	701,000				591,000				1,292,000
R/W									
CON								2,940,000	2,940,000
<b>Total</b>	<b>701,000</b>				<b>591,000</b>			<b>2,940,000</b>	<b>4,232,000</b>
Fund Source Summary:	Prior	18/19	19/20	20/21	21/22	22/23	23/24	Beyond	Total
Fed \$	620,595				523,212			2,602,782	3,746,590
Local Match	80,405				67,788			337,218	485,410
LSSRP Bond									
Local AC									
<b>Total</b>	<b>701,000</b>				<b>591,000</b>			<b>2,940,000</b>	<b>4,232,000</b>
PE Summary:	Prior	18/19	19/20	20/21	21/22	22/23	23/24	Beyond	Total
Fed \$	620,595				523,212				1,143,808
Local Match	80,405				67,788				148,192
LSSRP Bond									
Local AC									
<b>Total</b>	<b>701,000</b>				<b>591,000</b>				<b>1,292,000</b>
CON Summary:	Prior	18/19	19/20	20/21	21/22	22/23	23/24	Beyond	Total
Fed \$								2,602,782	2,602,782
Local Match								337,218	337,218
LSSRP Bond									
Local AC									
<b>Total</b>								<b>2,940,000</b>	<b>2,940,000</b>

Project #: 5953(579)

## 2018/19-2023/24 Highway Bridge Program

#21-00 LA LA000800 Highway Bridge Program

See the appropriate FTIP/FSTIP for current funding commitments. This listing provides the backup project information to support the lump sum amounts programmed in the FTIP.

District: 07 County: Los Angeles

Responsible Agency HBP-ID Project Description

Los Angeles County 3271 BRIDGE NO. 53C0519, SAN FRCSQUTO CA RD, OVER SAN FRANCISQUITO CYN CRK, 1MI S OF WAT&POW PENSTKS. Replace FO 2 lane bridge with new 2 lane bridge.

Phase Summary:	Prior	18/19	19/20	20/21	21/22	22/23	23/24	Beyond	Total
PE	692,000				591,000				1,283,000
R/W									
CON								2,940,000	2,940,000
<b>Total</b>	<b>692,000</b>				<b>591,000</b>			<b>2,940,000</b>	<b>4,223,000</b>
Fund Source Summary:	Prior	18/19	19/20	20/21	21/22	22/23	23/24	Beyond	Total
Fed \$	612,628				523,212			2,602,782	3,738,622
Local Match	79,372				67,788			337,218	484,378
LSSRP Bond									
Local AC									
<b>Total</b>	<b>692,000</b>				<b>591,000</b>			<b>2,940,000</b>	<b>4,223,000</b>
PE Summary:	Prior	18/19	19/20	20/21	21/22	22/23	23/24	Beyond	Total
Fed \$	612,628				523,212				1,135,840
Local Match	79,372				67,788				147,160
LSSRP Bond									
Local AC									
<b>Total</b>	<b>692,000</b>				<b>591,000</b>				<b>1,283,000</b>
CON Summary:	Prior	18/19	19/20	20/21	21/22	22/23	23/24	Beyond	Total
Fed \$								2,602,782	2,602,782
Local Match								337,218	337,218
LSSRP Bond									
Local AC									
<b>Total</b>								<b>2,940,000</b>	<b>2,940,000</b>

**Project #:**  
5953(583)

## 2018/19-2023/24 Highway Bridge Program

#21-00 LA LA000800 Highway Bridge Program

See the appropriate FTIP/FSTIP for current funding commitments. This listing provides the backup project information to support the lump sum amounts programmed in the FTIP.

District: 07 County: Los Angeles

Responsible Agency HBP-ID Project Description

Los Angeles County 3418 BRIDGE NO. 53C0555, SOLEDAD CANYON RD, OVER SP/UP RR, 1/8 MI E AGUA DULCE CYN R. Replace existing 2 lane bridge with new 2 lane bridge. MTA is funding additional bridge length if spanning more than one track.

Phase Summary:	Prior	18/19	19/20	20/21	21/22	22/23	23/24	Beyond	Total
PE	430,000								430,000
R/W									
CON								2,800,000	2,800,000
<b>Total</b>	<b>430,000</b>							<b>2,800,000</b>	<b>3,230,000</b>
Fund Source Summary:	Prior	18/19	19/20	20/21	21/22	22/23	23/24	Beyond	Total
Fed \$	380,679							2,478,840	2,859,519
Local Match	49,321							321,160	370,481
LSSRP Bond									
Local AC									
<b>Total</b>	<b>430,000</b>							<b>2,800,000</b>	<b>3,230,000</b>
PE Summary:	Prior	18/19	19/20	20/21	21/22	22/23	23/24	Beyond	Total
Fed \$	380,679								380,679
Local Match	49,321								49,321
LSSRP Bond									
Local AC									
<b>Total</b>	<b>430,000</b>								<b>430,000</b>
CON Summary:	Prior	18/19	19/20	20/21	21/22	22/23	23/24	Beyond	Total
Fed \$								2,478,840	2,478,840
Local Match								321,160	321,160
LSSRP Bond									
Local AC									
<b>Total</b>								<b>2,800,000</b>	<b>2,800,000</b>

Project #: 5953(635)



## 2018/19-2023/24 Highway Bridge Program

#21-00 LA LA000800 Highway Bridge Program

See the appropriate FTIP/FSTIP for current funding commitments. This listing provides the backup project information to support the lump sum amounts programmed in the FTIP.

District: 07 County: Los Angeles

Responsible Agency HBP-ID Project Description

Los Angeles County 3421 BRIDGE NO. 53C0617LR, PECK RD, OVER SAN GABRIEL RIV, 1300'S POMONA FWY. Rehabilitate and Widen bridge, no added lanes

Phase Summary:	Prior	18/19	19/20	20/21	21/22	22/23	23/24	Beyond	Total
PE	1,225,000								1,225,000
R/W									
CON								7,700,000	7,700,000
<b>Total</b>	<b>1,225,000</b>							<b>7,700,000</b>	<b>8,925,000</b>

Fund Source Summary:	Prior	18/19	19/20	20/21	21/22	22/23	23/24	Beyond	Total
Fed \$	1,084,493							6,816,810	7,901,303
Local Match	140,508							883,190	1,023,698
LSSRP Bond									
Local AC									
<b>Total</b>	<b>1,225,000</b>							<b>7,700,000</b>	<b>8,925,000</b>

PE Summary:	Prior	18/19	19/20	20/21	21/22	22/23	23/24	Beyond	Total
Fed \$	1,084,493								1,084,493
Local Match	140,508								140,508
LSSRP Bond									
Local AC									
<b>Total</b>	<b>1,225,000</b>								<b>1,225,000</b>

CON Summary:	Prior	18/19	19/20	20/21	21/22	22/23	23/24	Beyond	Total
Fed \$								6,816,810	6,816,810
Local Match								883,190	883,190
LSSRP Bond									
Local AC									
<b>Total</b>								<b>7,700,000</b>	<b>7,700,000</b>

Project #: 5953(590)

## 2018/19-2023/24 Highway Bridge Program

#21-00 LA LA000800 Highway Bridge Program

See the appropriate FTIP/FSTIP for current funding commitments. This listing provides the backup project information to support the lump sum amounts programmed in the FTIP.

District: 07      County: Los Angeles

Responsible Agency      HBP-ID      Project Description

Los Angeles County      3332      BRIDGE NO. 53C0620, MALIBU CYN RD, OVER MALIBU CREEK, 4 MI S VENTURA FWY.      Replace 2 lane bridge with 2 lane bridge.

Phase Summary:	Prior	18/19	19/20	20/21	21/22	22/23	23/24	Beyond	Total
PE	1,010,000				915,000				1,925,000
R/W									
CON								10,780,000	10,780,000
<b>Total</b>	<b>1,010,000</b>				<b>915,000</b>			<b>10,780,000</b>	<b>12,705,000</b>
Fund Source Summary:	Prior	18/19	19/20	20/21	21/22	22/23	23/24	Beyond	Total
Fed \$	894,153				810,050			9,543,534	11,247,737
Local Match	115,847				104,951			1,236,466	1,457,264
LSSRP Bond									
Local AC									
<b>Total</b>	<b>1,010,000</b>				<b>915,000</b>			<b>10,780,000</b>	<b>12,705,000</b>
PE Summary:	Prior	18/19	19/20	20/21	21/22	22/23	23/24	Beyond	Total
Fed \$	894,153				810,050				1,704,203
Local Match	115,847				104,951				220,798
LSSRP Bond									
Local AC									
<b>Total</b>	<b>1,010,000</b>				<b>915,000</b>				<b>1,925,000</b>
CON Summary:	Prior	18/19	19/20	20/21	21/22	22/23	23/24	Beyond	Total
Fed \$								9,543,534	9,543,534
Local Match								1,236,466	1,236,466
LSSRP Bond									
Local AC									
<b>Total</b>								<b>10,780,000</b>	<b>10,780,000</b>

Project #: 5953(586)

## 2018/19-2023/24 Highway Bridge Program

#21-00 LA LA000800 Highway Bridge Program

See the appropriate FTIP/FSTIP for current funding commitments. This listing provides the backup project information to support the lump sum amounts programmed in the FTIP.

District: 07 County: Los Angeles

Responsible Agency HBP-ID Project Description

Los Angeles County 3580 BRIDGE NO. 53C0907, WILMINGTON AVE OVER COMPTON CREEK, 1/2 MI S ROSECRANS AVE. Replace 4 lane bridge with a 4 lane bridge.

Phase Summary:	Prior	18/19	19/20	20/21	21/22	22/23	23/24	Beyond	Total
PE	1,608,200								1,608,200
R/W									
CON							9,005,950		9,005,950
<b>Total</b>	<b>1,608,200</b>						<b>9,005,950</b>		<b>10,614,150</b>

Fund Source Summary:	Prior	18/19	19/20	20/21	21/22	22/23	23/24	Beyond	Total
Fed \$	1,423,739						7,972,968		9,396,707
Local Match	184,461						1,032,982		1,217,443
LSSRP Bond									
Local AC									
<b>Total</b>	<b>1,608,200</b>						<b>9,005,950</b>		<b>10,614,150</b>

PE Summary:	Prior	18/19	19/20	20/21	21/22	22/23	23/24	Beyond	Total
Fed \$	1,423,739								1,423,739
Local Match	184,461								184,461
LSSRP Bond									
Local AC									
<b>Total</b>	<b>1,608,200</b>								<b>1,608,200</b>

CON Summary:	Prior	18/19	19/20	20/21	21/22	22/23	23/24	Beyond	Total
Fed \$							7,972,968		7,972,968
Local Match							1,032,982		1,032,982
LSSRP Bond									
Local AC									
<b>Total</b>							<b>9,005,950</b>		<b>9,005,950</b>

Project #: 5953(615)

## 2018/19-2023/24 Highway Bridge Program

#21-00 LA LA000800 Highway Bridge Program

See the appropriate FTIP/FSTIP for current funding commitments. This listing provides the backup project information to support the lump sum amounts programmed in the FTIP.

District: 07      County: Los Angeles

Responsible Agency      HBP-ID      Project Description

Los Angeles County      3581      BRIDGE NO. 53C0925, COMPTON BLVD OVER COMPTON CREEK, 0.2 MI E OF WILMINGTON AV.      Replace 5 lane bridge with a 5 lane bridge.

Phase Summary:	Prior	18/19	19/20	20/21	21/22	22/23	23/24	Beyond	Total
PE	1,161,852								1,161,852
R/W									
CON								6,506,373	6,506,373
<b>Total</b>	<b>1,161,852</b>							<b>6,506,373</b>	<b>7,668,225</b>

Fund Source Summary:	Prior	18/19	19/20	20/21	21/22	22/23	23/24	Beyond	Total
Fed \$	1,028,588							5,760,092	6,788,680
Local Match	133,264							746,281	879,545
LSSRP Bond									
Local AC									
<b>Total</b>	<b>1,161,852</b>							<b>6,506,373</b>	<b>7,668,225</b>

PE Summary:	Prior	18/19	19/20	20/21	21/22	22/23	23/24	Beyond	Total
Fed \$	1,028,588								1,028,588
Local Match	133,264								133,264
LSSRP Bond									
Local AC									
<b>Total</b>	<b>1,161,852</b>								<b>1,161,852</b>

CON Summary:	Prior	18/19	19/20	20/21	21/22	22/23	23/24	Beyond	Total
Fed \$								5,760,092	5,760,092
Local Match								746,281	746,281
LSSRP Bond									
Local AC									
<b>Total</b>								<b>6,506,373</b>	<b>6,506,373</b>

Project #: 5953(621)

## 2018/19-2023/24 Highway Bridge Program

#21-00 LA LA000800 Highway Bridge Program

See the appropriate FTIP/FSTIP for current funding commitments. This listing provides the backup project information to support the lump sum amounts programmed in the FTIP.

District: 07 County: Los Angeles

Responsible Agency HBP-ID Project Description

Los Angeles County 3574 BRIDGE NO. 53C0967, LITTLE TUJUNGA CYN OVER BUCK CANYON, 6 MI N OF FOOTHILL BLVD. Replace existing 2 lane bridge with 2 lane bridge. 8/13/2010: Toll Credits programmed for PE & CON. 4/26/2018: Toll credits for CON deleted.

Phase Summary:	Prior	18/19	19/20	20/21	21/22	22/23	23/24	Beyond	Total
PE	390,400				679,600				1,070,000
R/W									
CON							2,506,000		2,506,000
<b>Total</b>	<b>390,400</b>				<b>679,600</b>		<b>2,506,000</b>		<b>3,576,000</b>

Fund Source Summary:	Prior	18/19	19/20	20/21	21/22	22/23	23/24	Beyond	Total
Fed \$	390,400				679,600		2,218,562		3,288,562
Local Match							287,438		287,438
LSSRP Bond									
Local AC									
<b>Total</b>	<b>390,400</b>				<b>679,600</b>		<b>2,506,000</b>		<b>3,576,000</b>

PE Summary:	Prior	18/19	19/20	20/21	21/22	22/23	23/24	Beyond	Total
Fed \$	390,400				679,600				1,070,000
Local Match									
LSSRP Bond									
Local AC									
<b>Total</b>	<b>390,400</b>				<b>679,600</b>				<b>1,070,000</b>

CON Summary:	Prior	18/19	19/20	20/21	21/22	22/23	23/24	Beyond	Total
Fed \$							2,218,562		2,218,562
Local Match							287,438		287,438
LSSRP Bond									
Local AC									
<b>Total</b>							<b>2,506,000</b>		<b>2,506,000</b>

Project #: 5953(623)

## 2018/19-2023/24 Highway Bridge Program

#21-00 LA LA000800 Highway Bridge Program

See the appropriate FTIP/FSTIP for current funding commitments. This listing provides the backup project information to support the lump sum amounts programmed in the FTIP.

District: 07 County: Los Angeles

Responsible Agency HBP-ID Project Description

Los Angeles County 3331 BRIDGE NO. 53C0969, LITTLE TUJUNGA CYN ROAD, OVER PACOIMA CREEK, 9 MI N OF FOOTHILL BLVD. Replace 2 lane bridge with new 2 lane bridge.

Phase Summary:	Prior	18/19	19/20	20/21	21/22	22/23	23/24	Beyond	Total
PE	620,068								620,068
R/W									
CON							3,430,000		3,430,000
<b>Total</b>	<b>620,068</b>						<b>3,430,000</b>		<b>4,050,068</b>

Fund Source Summary:	Prior	18/19	19/20	20/21	21/22	22/23	23/24	Beyond	Total
Fed \$	548,946						3,036,579		3,585,525
Local Match	71,122						393,421		464,543
LSSRP Bond									
Local AC									
<b>Total</b>	<b>620,068</b>						<b>3,430,000</b>		<b>4,050,068</b>

PE Summary:	Prior	18/19	19/20	20/21	21/22	22/23	23/24	Beyond	Total
Fed \$	548,946								548,946
Local Match	71,122								71,122
LSSRP Bond									
Local AC									
<b>Total</b>	<b>620,068</b>								<b>620,068</b>

CON Summary:	Prior	18/19	19/20	20/21	21/22	22/23	23/24	Beyond	Total
Fed \$							3,036,579		3,036,579
Local Match							393,421		393,421
LSSRP Bond									
Local AC									
<b>Total</b>							<b>3,430,000</b>		<b>3,430,000</b>

Project #: 5953(576)

## 2018/19-2023/24 Highway Bridge Program

#21-00 LA LA000800 Highway Bridge Program

See the appropriate FTIP/FSTIP for current funding commitments. This listing provides the backup project information to support the lump sum amounts programmed in the FTIP.

District: 07 County: Los Angeles

Responsible Agency HBP-ID Project Description

Los Angeles County 3417 BRIDGE NO. 53C0970, CIRCLE TRAIL, OVER TOPANGA CANYON CREEK, 25' W/O TOPANGA CYN BLVD. Replace existing 2 lane bridge with new 2 lane bridge 4/5/2010: Toll Credits programmed for PE & Con.

Phase Summary:	Prior	18/19	19/20	20/21	21/22	22/23	23/24	Beyond	Total
PE	239,000								239,000
R/W									
CON								1,687,000	1,687,000
<b>Total</b>	<b>239,000</b>							<b>1,687,000</b>	<b>1,926,000</b>
Fund Source Summary:	Prior	18/19	19/20	20/21	21/22	22/23	23/24	Beyond	Total
Fed \$	239,000							1,687,000	1,926,000
Local Match									
LSSRP Bond									
Local AC									
<b>Total</b>	<b>239,000</b>							<b>1,687,000</b>	<b>1,926,000</b>
PE Summary:	Prior	18/19	19/20	20/21	21/22	22/23	23/24	Beyond	Total
Fed \$	239,000								239,000
Local Match									
LSSRP Bond									
Local AC									
<b>Total</b>	<b>239,000</b>								<b>239,000</b>
CON Summary:	Prior	18/19	19/20	20/21	21/22	22/23	23/24	Beyond	Total
Fed \$								1,687,000	1,687,000
Local Match									
LSSRP Bond									
Local AC									
<b>Total</b>								<b>1,687,000</b>	<b>1,687,000</b>

Project #: 5953(636)

## 2018/19-2023/24 Highway Bridge Program

#21-00 LA LA000800 Highway Bridge Program

See the appropriate FTIP/FSTIP for current funding commitments. This listing provides the backup project information to support the lump sum amounts programmed in the FTIP.

District: 07 County: Los Angeles

Responsible Agency HBP-ID Project Description

Los Angeles County 1104 BRIDGE NO. 53C0973, DEL MAR AVE, OVER ALHAMBRA WASH, 0.1 MI S VALLEY BLVD. Rehabilitate & widen bridge (no added lanes), upgrade bridge railings. (Local STPL Toll Credits added to project under Admin. Mod. #15-20.)

Phase Summary:	Prior	18/19	19/20	20/21	21/22	22/23	23/24	Beyond	Total
PE	1,242,500								1,242,500
R/W									
CON	6,089,140			1,100,000					7,189,140
Total	7,331,640			1,100,000					8,431,640
Fund Source Summary:	Prior	18/19	19/20	20/21	21/22	22/23	23/24	Beyond	Total
Fed \$	6,384,716			973,830					7,358,546
Local Match	946,924			126,170					1,073,094
LSSRP Bond									
Local AC									
Total	7,331,640			1,100,000					8,431,640
PE Summary:	Prior	18/19	19/20	20/21	21/22	22/23	23/24	Beyond	Total
Fed \$	994,000								994,000
Local Match	248,500								248,500
LSSRP Bond									
Local AC									
Total	1,242,500								1,242,500
CON Summary:	Prior	18/19	19/20	20/21	21/22	22/23	23/24	Beyond	Total
Fed \$	5,390,716			973,830					6,364,546
Local Match	698,424			126,170					824,594
LSSRP Bond									
Local AC									
Total	6,089,140			1,100,000					7,189,140

Project #: 5217(001)



## 2018/19-2023/24 Highway Bridge Program

#21-00 LA LA000800 Highway Bridge Program

See the appropriate FTIP/FSTIP for current funding commitments. This listing provides the backup project information to support the lump sum amounts programmed in the FTIP.

District: 07 County: Los Angeles

Responsible Agency HBP-ID Project Description

Los Angeles County 2668 BRIDGE NO. 53C1403, THE OLD RD, OVER CASTAIC CREEK, 0.8 MI N STATE HWY 126. LSSRP Seismic Retrofit.

Phase Summary:	Prior	18/19	19/20	20/21	21/22	22/23	23/24	Beyond	Total
PE	1,276,525								1,276,525
R/W									
CON								2,520,000	2,520,000
<b>Total</b>	<b>1,276,525</b>							<b>2,520,000</b>	<b>3,796,525</b>
Fund Source Summary:	Prior	18/19	19/20	20/21	21/22	22/23	23/24	Beyond	Total
Fed \$	1,130,108							2,230,956	3,361,064
Local Match	146,417								146,417
LSSRP Bond								289,044	289,044
Local AC									
<b>Total</b>	<b>1,276,525</b>							<b>2,520,000</b>	<b>3,796,525</b>
PE Summary:	Prior	18/19	19/20	20/21	21/22	22/23	23/24	Beyond	Total
Fed \$	1,130,108								1,130,108
Local Match	146,417								146,417
LSSRP Bond									
Local AC									
<b>Total</b>	<b>1,276,525</b>								<b>1,276,525</b>
CON Summary:	Prior	18/19	19/20	20/21	21/22	22/23	23/24	Beyond	Total
Fed \$								2,230,956	2,230,956
Local Match									
LSSRP Bond								289,044	289,044
Local AC									
<b>Total</b>								<b>2,520,000</b>	<b>2,520,000</b>

Project #:
5953(062)
5953(650)

## 2018/19-2023/24 Highway Bridge Program

#21-00 LA LA000800 Highway Bridge Program

See the appropriate FTIP/FSTIP for current funding commitments. This listing provides the backup project information to support the lump sum amounts programmed in the FTIP.

District: 07 County: Los Angeles

Responsible Agency HBP-ID Project Description

Los Angeles County 3154 Federally mandated Inspection Program. Los Angeles County inspection of local agency owned bridges withing LA County (except LA City bridges). State pays match.

Phase Summary:	Prior	18/19	19/20	20/21	21/22	22/23	23/24	Beyond	Total	Project #:
PE										5953(508)
R/W										5953(551)
CON	10,627,383	3,349,429		3,349,429		3,349,429			20,675,670	5953(633)
Total	10,627,383	3,349,429		3,349,429		3,349,429			20,675,670	5953(657)
										5953(675)
Fund Source Summary:	Prior	18/19	19/20	20/21	21/22	22/23	23/24	Beyond	Total	Project #:
Fed \$	9,408,422	2,965,249		2,965,249		2,965,249			18,304,171	5953(716)
Local Match	1,218,961	384,180		384,180		384,180			2,371,499	5953(761)
LSSRP Bond										5953(777)
Local AC										
Total	10,627,383	3,349,429		3,349,429		3,349,429			20,675,670	
PE Summary:	Prior	18/19	19/20	20/21	21/22	22/23	23/24	Beyond	Total	
Fed \$										
Local Match	0								0	
LSSRP Bond										
Local AC										
Total									0	
CON Summary:	Prior	18/19	19/20	20/21	21/22	22/23	23/24	Beyond	Total	
Fed \$	9,408,422	2,965,249		2,965,249		2,965,249			18,304,171	
Local Match	1,218,961	384,180		384,180		384,180			2,371,499	
LSSRP Bond										
Local AC										
Total	10,627,383	3,349,429		3,349,429		3,349,429			20,675,670	

## 2018/19-2023/24 Highway Bridge Program

#21-00 LA LA000800 Highway Bridge Program

See the appropriate FTIP/FSTIP for current funding commitments. This listing provides the backup project information to support the lump sum amounts programmed in the FTIP.

District: 07 County: Los Angeles

Responsible Agency HBP-ID Project Description

Los Angeles County 3813 NBIL004, Bridge Inventory Permits System. County wide system to implement permits for extra legal load vehicles. Will be extended statewide. Requires FHWA oversight. PE phase only. No capital work involved. State pays match - (20.30.010.320)

Phase Summary:	Prior	18/19	19/20	20/21	21/22	22/23	23/24	Beyond	Total
PE									
R/W									
CON	1,350,000								1,350,000
Total	1,350,000								1,350,000

Fund Source Summary:	Prior	18/19	19/20	20/21	21/22	22/23	23/24	Beyond	Total
Fed \$	1,195,155								1,195,155
Local Match	154,845								154,845
LSSRP Bond									
Local AC									
Total	1,350,000								1,350,000

CON Summary:	Prior	18/19	19/20	20/21	21/22	22/23	23/24	Beyond	Total
Fed \$	1,195,155								1,195,155
Local Match	154,845								154,845
LSSRP Bond									
Local AC									
Total	1,350,000								1,350,000

Project #: 5953(659)

## 2018/19-2023/24 Highway Bridge Program

#21-00 LA LA000800 Highway Bridge Program

See the appropriate FTIP/FSTIP for current funding commitments. This listing provides the backup project information to support the lump sum amounts programmed in the FTIP.

District: 07 County: Los Angeles

Responsible Agency HBP-ID Project Description

Los Angeles County 3471 PM00043, Bridge Preventive Maintenance Program, various locations within the County of Los Angeles. See Caltrans Local Assistance HBP website for backup list of bridges. Other Federal funds must be programmed in SCAG FTIP.

Phase Summary:	Prior	18/19	19/20	20/21	21/22	22/23	23/24	Beyond	Total	Project #:
PE	10,169,577								10,169,577	5953(652)
R/W										5953(666)
CON	7,048,172	484,849			4,000,000		9,658,059	38,161,610	59,352,690	5953(673)
Total	17,217,749	484,849			4,000,000		9,658,059	38,161,610	69,522,267	5953(674)
										5953(678)
										5953(679)
Fund Source Summary:	Prior	18/19	19/20	20/21	21/22	22/23	23/24	Beyond	Total	
Fed \$	15,242,873	429,237			3,541,200		8,550,280	33,784,473	61,548,063	
Local Match	1,974,876	55,612			458,800		1,107,779	4,377,137	7,974,204	
LSSRP Bond										
Local AC										
Total	17,217,749	484,849			4,000,000		9,658,059	38,161,610	69,522,267	
PE Summary:	Prior	18/19	19/20	20/21	21/22	22/23	23/24	Beyond	Total	
Fed \$	9,003,127								9,003,127	
Local Match	1,166,450								1,166,450	
LSSRP Bond										
Local AC										
Total	10,169,577								10,169,577	
CON Summary:	Prior	18/19	19/20	20/21	21/22	22/23	23/24	Beyond	Total	
Fed \$	6,239,747	429,237			3,541,200		8,550,280	33,784,473	52,544,936	
Local Match	808,425	55,612			458,800		1,107,779	4,377,137	6,807,754	
LSSRP Bond										
Local AC										
Total	7,048,172	484,849			4,000,000		9,658,059	38,161,610	59,352,690	

## 2018/19-2023/24 Highway Bridge Program

#21-00 LA LA000800 Highway Bridge Program

See the appropriate FTIP/FSTIP for current funding commitments. This listing provides the backup project information to support the lump sum amounts programmed in the FTIP.

District: 07 County: Los Angeles

Responsible Agency HBP-ID Project Description

Paramount 4313 BRIDGE NO. 53C0190L, ROSECRANS AVE EAST, OVER LOS ANGELES RIVER, 0.1 MI E LONG BEACH FWY. Bridge Rehabilitation. Widen existing 3 lane bridge to include shoulders and sidewalk. Also increase approach roadway width.

Phase Summary:	Prior	18/19	19/20	20/21	21/22	22/23	23/24	Beyond	Total
PE	309,000				927,000				1,236,000
R/W					100,000				100,000
CON								11,539,000	11,539,000
<b>Total</b>	<b>309,000</b>				<b>1,027,000</b>			<b>11,539,000</b>	<b>12,875,000</b>
Fund Source Summary:	Prior	18/19	19/20	20/21	21/22	22/23	23/24	Beyond	Total
Fed \$	273,558				909,203			10,215,477	11,398,238
Local Match	35,442				117,797			1,323,523	1,476,763
LSSRP Bond									
Local AC									
<b>Total</b>	<b>309,000</b>				<b>1,027,000</b>			<b>11,539,000</b>	<b>12,875,000</b>
PE Summary:	Prior	18/19	19/20	20/21	21/22	22/23	23/24	Beyond	Total
Fed \$	273,558				820,673				1,094,231
Local Match	35,442				106,327				141,769
LSSRP Bond									
Local AC									
<b>Total</b>	<b>309,000</b>				<b>927,000</b>				<b>1,236,000</b>
R/W Summary:	Prior	18/19	19/20	20/21	21/22	22/23	23/24	Beyond	Total
Fed \$					88,530				88,530
Local Match					11,470				11,470
LSSRP Bond									
Local AC									
<b>Total</b>					<b>100,000</b>				<b>100,000</b>
CON Summary:	Prior	18/19	19/20	20/21	21/22	22/23	23/24	Beyond	Total
Fed \$								10,215,477	10,215,477
Local Match								1,323,523	1,323,523
LSSRP Bond									
Local AC									
<b>Total</b>								<b>11,539,000</b>	<b>11,539,000</b>

Project #: 5336(018)

## 2018/19-2023/24 Highway Bridge Program

#21-00 LA LA000800 Highway Bridge Program

See the appropriate FTIP/FSTIP for current funding commitments. This listing provides the backup project information to support the lump sum amounts programmed in the FTIP.

District: 07 County: Los Angeles

Responsible Agency HBP-ID Project Description

Paramount 4312 BRIDGE NO. 53C0190R, ROSECRANS AVE EAST, OVER LOS ANGELES RIVER, 0.1 MI E LONG BEACH FWY. Bridge Rehabilitation. Widen existing 3 lane bridge to include standard lane width, shoulders and sidewalk (No added capacity). Scope is not clear.

Phase Summary:	Prior	18/19	19/20	20/21	21/22	22/23	23/24	Beyond	Total
PE	264,000				792,000				1,056,000
R/W					100,000				100,000
CON								9,860,000	9,860,000
<b>Total</b>	<b>264,000</b>				<b>892,000</b>			<b>9,860,000</b>	<b>11,016,000</b>
Fund Source Summary:	Prior	18/19	19/20	20/21	21/22	22/23	23/24	Beyond	Total
Fed \$	233,719				789,688			8,729,058	9,752,465
Local Match	30,281	0			102,312			1,130,942	1,263,535
LSSRP Bond									
Local AC									
<b>Total</b>	<b>264,000</b>				<b>892,000</b>			<b>9,860,000</b>	<b>11,016,000</b>
PE Summary:	Prior	18/19	19/20	20/21	21/22	22/23	23/24	Beyond	Total
Fed \$	233,719				701,158				934,877
Local Match	30,281	0			90,842				121,123
LSSRP Bond									
Local AC									
<b>Total</b>	<b>264,000</b>				<b>792,000</b>				<b>1,056,000</b>
R/W Summary:	Prior	18/19	19/20	20/21	21/22	22/23	23/24	Beyond	Total
Fed \$					88,530				88,530
Local Match					11,470				11,470
LSSRP Bond									
Local AC									
<b>Total</b>					<b>100,000</b>				<b>100,000</b>
CON Summary:	Prior	18/19	19/20	20/21	21/22	22/23	23/24	Beyond	Total
Fed \$								8,729,058	8,729,058
Local Match								1,130,942	1,130,942
LSSRP Bond									
Local AC									
<b>Total</b>								<b>9,860,000</b>	<b>9,860,000</b>

Project #: 5336(019)

## 2018/19-2023/24 Highway Bridge Program

#21-00 LA LA000800 Highway Bridge Program

See the appropriate FTIP/FSTIP for current funding commitments. This listing provides the backup project information to support the lump sum amounts programmed in the FTIP.

District: 07 County: Los Angeles

Responsible Agency HBP-ID Project Description

Pasadena 4049 BRIDGE NO. 53C1041, HOLLY STREET OVER ARROYO BL & ARROYO SECO, 0.2 MI W VENTURA FWY. Bridge rehabilitation and potential voluntary seismic retrofit for historic bridge. (No added capacity) SCOPE NEEDS CLARIFICATION. 2/12/2013: Toll Credits programmed for PE & CON.

Phase Summary:	Prior	18/19	19/20	20/21	21/22	22/23	23/24	Beyond	Total
PE	275,000	250,000	750,000						1,275,000
R/W									
CON								8,500,000	8,500,000
<b>Total</b>	<b>275,000</b>	<b>250,000</b>	<b>750,000</b>					<b>8,500,000</b>	<b>9,775,000</b>

Fund Source Summary:	Prior	18/19	19/20	20/21	21/22	22/23	23/24	Beyond	Total
Fed \$	275,000	250,000	750,000					8,500,000	9,775,000
Local Match									
LSSRP Bond									
Local AC									
<b>Total</b>	<b>275,000</b>	<b>250,000</b>	<b>750,000</b>					<b>8,500,000</b>	<b>9,775,000</b>

PE Summary:	Prior	18/19	19/20	20/21	21/22	22/23	23/24	Beyond	Total
Fed \$	275,000	250,000	750,000						1,275,000
Local Match									
LSSRP Bond									
Local AC									
<b>Total</b>	<b>275,000</b>	<b>250,000</b>	<b>750,000</b>						<b>1,275,000</b>

CON Summary:	Prior	18/19	19/20	20/21	21/22	22/23	23/24	Beyond	Total
Fed \$								8,500,000	8,500,000
Local Match									
LSSRP Bond									
Local AC									
<b>Total</b>								<b>8,500,000</b>	<b>8,500,000</b>

Project #: 5064(078)

## 2018/19-2023/24 Highway Bridge Program

#21-00 LA LA000800 Highway Bridge Program

See the appropriate FTIP/FSTIP for current funding commitments. This listing provides the backup project information to support the lump sum amounts programmed in the FTIP.

District: 07 County: Los Angeles

Responsible Agency HBP-ID Project Description

Santa Clarita 792 BRIDGE NO. 53C1777 R&L, SIERRA HWY, OVER SANTA CLARA RIVER, 0.3 MI S SOLEDAD CYN RD. Replace L (SB) bridge, Rehabilitate R (NB) bridge. Not adding lanes.

Phase Summary:	Prior	18/19	19/20	20/21	21/22	22/23	23/24	Beyond	Total
PE	1,239,849								1,239,849
R/W	222,000								222,000
CON								10,882,653	10,882,653
<b>Total</b>	<b>1,461,849</b>							<b>10,882,653</b>	<b>12,344,502</b>

Fund Source Summary:	Prior	18/19	19/20	20/21	21/22	22/23	23/24	Beyond	Total
Fed \$	1,188,450							9,634,413	10,822,863
Local Match	273,399							1,248,240	1,521,639
LSSRP Bond									
Local AC									
<b>Total</b>	<b>1,461,849</b>							<b>10,882,653</b>	<b>12,344,502</b>

PE Summary:	Prior	18/19	19/20	20/21	21/22	22/23	23/24	Beyond	Total
Fed \$	991,913								991,913
Local Match	247,936								247,936
LSSRP Bond									
Local AC									
<b>Total</b>	<b>1,239,849</b>								<b>1,239,849</b>

R/W Summary:	Prior	18/19	19/20	20/21	21/22	22/23	23/24	Beyond	Total
Fed \$	196,537								196,537
Local Match	25,463								25,463
LSSRP Bond									
Local AC									
<b>Total</b>	<b>222,000</b>								<b>222,000</b>

CON Summary:	Prior	18/19	19/20	20/21	21/22	22/23	23/24	Beyond	Total
Fed \$								9,634,413	9,634,413
Local Match								1,248,240	1,248,240
LSSRP Bond									
Local AC									
<b>Total</b>								<b>10,882,653</b>	<b>10,882,653</b>

Project #: 5450(008)



## 2018/19-2023/24 Highway Bridge Program

#21-00 LA LA000800 Highway Bridge Program

See the appropriate FTIP/FSTIP for current funding commitments. This listing provides the backup project information to support the lump sum amounts programmed in the FTIP.

District: 07 County: Los Angeles

Responsible Agency HBP-ID Project Description

Santa Clarita 3393 PM00024, Bridge Preventive Maintenance Program, various locations in the City of Santa Clarita. See Caltrans Local Assistance HBP web site for backup list of bridges.

Phase Summary:	Prior	18/19	19/20	20/21	21/22	22/23	23/24	Beyond	Total
PE	155,000								155,000
R/W									
CON	1,126,851								1,126,851
<b>Total</b>	<b>1,281,851</b>								<b>1,281,851</b>

Fund Source Summary:	Prior	18/19	19/20	20/21	21/22	22/23	23/24	Beyond	Total
Fed \$	1,134,823								1,134,823
Local Match	147,028								147,028
LSSRP Bond									
Local AC									
<b>Total</b>	<b>1,281,851</b>								<b>1,281,851</b>

PE Summary:	Prior	18/19	19/20	20/21	21/22	22/23	23/24	Beyond	Total
Fed \$	137,222								137,222
Local Match	17,779								17,779
LSSRP Bond									
Local AC									
<b>Total</b>	<b>155,000</b>								<b>155,000</b>

CON Summary:	Prior	18/19	19/20	20/21	21/22	22/23	23/24	Beyond	Total
Fed \$	997,601								997,601
Local Match	129,250								129,250
LSSRP Bond									
Local AC									
<b>Total</b>	<b>1,126,851</b>								<b>1,126,851</b>

Project #:

5450(073)

5450(080)

5450(086)

## 2018/19-2023/24 Highway Bridge Program

#21-00 LA LA000800 Highway Bridge Program

See the appropriate FTIP/FSTIP for current funding commitments. This listing provides the backup project information to support the lump sum amounts programmed in the FTIP.

District: 07 County: Los Angeles

Responsible Agency HBP-ID Project Description

Santa Clarita 4335 BRIDGE NO. PM00140, Bridge Preventive Maintenance Program (BPMP) various bridges in the City of Santa Clarita. See Caltrans Local Assistance HBP website for backup list of projects.

Phase Summary:	Prior	18/19	19/20	20/21	21/22	22/23	23/24	Beyond	Total
PE	50,000								50,000
R/W									
CON			0		387,480				387,480
<b>Total</b>	<b>50,000</b>		<b>0</b>		<b>387,480</b>				<b>437,480</b>

Fund Source Summary:	Prior	18/19	19/20	20/21	21/22	22/23	23/24	Beyond	Total
Fed \$	44,265		0		343,036				387,301
Local Match	5,735		0		44,444				50,179
LSSRP Bond									
Local AC									
<b>Total</b>	<b>50,000</b>		<b>0</b>		<b>387,480</b>				<b>437,480</b>

PE Summary:	Prior	18/19	19/20	20/21	21/22	22/23	23/24	Beyond	Total
Fed \$	44,265								44,265
Local Match	5,735								5,735
LSSRP Bond									
Local AC									
<b>Total</b>	<b>50,000</b>								<b>50,000</b>

CON Summary:	Prior	18/19	19/20	20/21	21/22	22/23	23/24	Beyond	Total
Fed \$			0		343,036				343,036
Local Match			0		44,444				44,444
LSSRP Bond									
Local AC									
<b>Total</b>			<b>0</b>		<b>387,480</b>				<b>387,480</b>

Project #: 5450(095)

## 2018/19-2023/24 Highway Bridge Program

#21-00 LA LA000800 Highway Bridge Program

See the appropriate FTIP/FSTIP for current funding commitments. This listing provides the backup project information to support the lump sum amounts programmed in the FTIP.

District: 07 County: Los Angeles

Responsible Agency HBP-ID Project Description

Santa Monica 3811 BRIDGE NO. 53C1900, COLORADO AVE OVER APPIAN WAY/PROMENDAE, 0.6 MI W/O LINCOLN BLVD. Replace existing 2 lane bridge with new 2 lane bridge. 3/14/2011: Toll Credits programmed for PE & CON. 10/25/2016: Toll credits used for R/W. High Cost project agreement must be signed.

Phase Summary:	Prior	18/19	19/20	20/21	21/22	22/23	23/24	Beyond	Total
PE	1,250,000		750,000		1,850,000				3,850,000
R/W								750,000	750,000
CON								23,000,000	23,000,000
<b>Total</b>	<b>1,250,000</b>		<b>750,000</b>		<b>1,850,000</b>			<b>23,750,000</b>	<b>27,600,000</b>
Fund Source Summary:	Prior	18/19	19/20	20/21	21/22	22/23	23/24	Beyond	Total
Fed \$	1,250,000		750,000			1,850,000		23,750,000	27,600,000
Local Match									
LSSRP Bond									
Local AC					1,850,000	-1,850,000			
<b>Total</b>	<b>1,250,000</b>		<b>750,000</b>		<b>1,850,000</b>			<b>23,750,000</b>	<b>27,600,000</b>
PE Summary:	Prior	18/19	19/20	20/21	21/22	22/23	23/24	Beyond	Total
Fed \$	1,250,000		750,000			1,850,000			3,850,000
Local Match									
LSSRP Bond									
Local AC					1,850,000	-1,850,000			
<b>Total</b>	<b>1,250,000</b>		<b>750,000</b>		<b>1,850,000</b>				<b>3,850,000</b>
R/W Summary:	Prior	18/19	19/20	20/21	21/22	22/23	23/24	Beyond	Total
Fed \$								750,000	750,000
Local Match									
LSSRP Bond									
Local AC									
<b>Total</b>								<b>750,000</b>	<b>750,000</b>
CON Summary:	Prior	18/19	19/20	20/21	21/22	22/23	23/24	Beyond	Total
Fed \$								23,000,000	23,000,000
Local Match									
LSSRP Bond									
Local AC									
<b>Total</b>								<b>23,000,000</b>	<b>23,000,000</b>

Project #: 5107(033)

## 2018/19-2023/24 Highway Bridge Program

#21-00 LA LA000800 Highway Bridge Program

See the appropriate FTIP/FSTIP for current funding commitments. This listing provides the backup project information to support the lump sum amounts programmed in the FTIP.

District: 07 County: Los Angeles

Responsible Agency HBP-ID Project Description

Torrance 4164 BRIDGE NO. 53C0852, PRAIRIE AVE OVER BNSF, 0.5 MI S OF 190TH ST. Bridge Rehabilitation. Deck rehabilitation, seismic retrofit and lane widening (no added capacity).

Phase Summary:	Prior	18/19	19/20	20/21	21/22	22/23	23/24	Beyond	Total
PE	451,000								451,000
R/W									
CON								3,160,000	3,160,000
<b>Total</b>	<b>451,000</b>							<b>3,160,000</b>	<b>3,611,000</b>
Fund Source Summary:	Prior	18/19	19/20	20/21	21/22	22/23	23/24	Beyond	Total
Fed \$	399,270							2,797,548	3,196,818
Local Match	51,730							362,452	414,182
LSSRP Bond									
Local AC									
<b>Total</b>	<b>451,000</b>							<b>3,160,000</b>	<b>3,611,000</b>
PE Summary:	Prior	18/19	19/20	20/21	21/22	22/23	23/24	Beyond	Total
Fed \$	399,270								399,270
Local Match	51,730								51,730
LSSRP Bond									
Local AC									
<b>Total</b>	<b>451,000</b>								<b>451,000</b>
CON Summary:	Prior	18/19	19/20	20/21	21/22	22/23	23/24	Beyond	Total
Fed \$								2,797,548	2,797,548
Local Match								362,452	362,452
LSSRP Bond									
Local AC									
<b>Total</b>								<b>3,160,000</b>	<b>3,160,000</b>

Project #: 5249(026)

## 2018/19-2023/24 Highway Bridge Program

#21-00 LA LA000800 Highway Bridge Program

See the appropriate FTIP/FSTIP for current funding commitments. This listing provides the backup project information to support the lump sum amounts programmed in the FTIP.

District: 07 County: Los Angeles

Responsible Agency HBP-ID Project Description

Torrance 4144 BRIDGE NO. 53C1656, PRAIRIE AVE OVER MOBIL OIL CO ACCESS RD, 0.2 MI S/O 190TH ST. Bridge Project Study Only.

Phase Summary:	Prior	18/19	19/20	20/21	21/22	22/23	23/24	Beyond	Total
PE	50,000				127,000				177,000
R/W									
CON									
<b>Total</b>	<b>50,000</b>				<b>127,000</b>				<b>177,000</b>
Fund Source Summary:	Prior	18/19	19/20	20/21	21/22	22/23	23/24	Beyond	Total
Fed \$	44,265				112,433				156,698
Local Match	5,735				14,567				20,302
LSSRP Bond									
Local AC									
<b>Total</b>	<b>50,000</b>				<b>127,000</b>				<b>177,000</b>
PE Summary:	Prior	18/19	19/20	20/21	21/22	22/23	23/24	Beyond	Total
Fed \$	44,265				112,433				156,698
Local Match	5,735				14,567				20,302
LSSRP Bond									
Local AC									
<b>Total</b>	<b>50,000</b>				<b>127,000</b>				<b>177,000</b>
R/W Summary:	Prior	18/19	19/20	20/21	21/22	22/23	23/24	Beyond	Total
Fed \$									
Local Match									
LSSRP Bond									
Local AC									
<b>Total</b>									
CON Summary:	Prior	18/19	19/20	20/21	21/22	22/23	23/24	Beyond	Total
Fed \$									
Local Match									
LSSRP Bond									
Local AC									
<b>Total</b>									

Project #: 5249(025)

## 2018/19-2023/24 Highway Bridge Program

#21-00 LA LA000800 Highway Bridge Program

See the appropriate FTIP/FSTIP for current funding commitments. This listing provides the backup project information to support the lump sum amounts programmed in the FTIP.

District: 07 County: Los Angeles

Responsible Agency HBP-ID Project Description

Vernon 926 BRIDGE NO. 53C0868, 26TH ST, OVER LOS ANGELES RIVER, 0.2 MI W SOTO ST. Rehabilitation (HBRR) No added lane capacity.

Project #:

Phase Summary:	Prior	18/19	19/20	20/21	21/22	22/23	23/24	Beyond	Total
PE					1,200,000				1,200,000
R/W								300,000	300,000
CON								7,000,000	7,000,000
Total					1,200,000			7,300,000	8,500,000

Fund Source Summary:	Prior	18/19	19/20	20/21	21/22	22/23	23/24	Beyond	Total
Fed \$					1,062,360			6,462,690	7,525,050
Local Match					137,640			837,310	974,950
LSSRP Bond									
Local AC									
Total					1,200,000			7,300,000	8,500,000

PE Summary:	Prior	18/19	19/20	20/21	21/22	22/23	23/24	Beyond	Total
Fed \$					1,062,360				1,062,360
Local Match					137,640				137,640
LSSRP Bond									
Local AC									
Total					1,200,000				1,200,000

R/W Summary:	Prior	18/19	19/20	20/21	21/22	22/23	23/24	Beyond	Total
Fed \$								265,590	265,590
Local Match								34,410	34,410
LSSRP Bond									
Local AC									
Total								300,000	300,000

CON Summary:	Prior	18/19	19/20	20/21	21/22	22/23	23/24	Beyond	Total
Fed \$								6,197,100	6,197,100
Local Match								802,900	802,900
LSSRP Bond									
Local AC									
Total								7,000,000	7,000,000

## 2018/19-2023/24 Highway Bridge Program

#21-00 LA LA000800 Highway Bridge Program

See the appropriate FTIP/FSTIP for current funding commitments. This listing provides the backup project information to support the lump sum amounts programmed in the FTIP.

District: 07 County: Los Angeles

Responsible Agency HBP-ID Project Description

---

**MPO Summary:** Los Angeles County Metropolitan Transportation Auth.

Number of Projects: 46

**Totals:**

	Prior	18/19	19/20	20/21	21/22	22/23	23/24	Beyond	Total
Fed \$	60,821,277	4,160,439	2,920,331	3,939,079	15,118,975	18,123,150	21,778,388	243,387,442	370,249,082
Local Match	10,115,747	506,639	184,019	510,350	1,492,405	395,650	2,821,621	26,640,333	42,666,764
LSSRP Bond				207,148				289,044	496,192
Local AC	13,219,370			1,598,852	1,850,000	-15,069,370		-1,598,852	
Total for all Phases	84,156,395	4,667,078	3,104,350	6,255,429	18,461,380	3,449,429	24,600,009	268,717,967	413,412,037

**FTIP ID** FTIP ID: LALS01 , 999 - 0.0 / 0.0 - Route 999: Grouped Projects For Safety Improvements - SHOPP Collision Reduction Program.  
**LALS01** Projects are Consistent With 40 CFR Part 93.126 Exempt Tables 2 And Table 3 Categories.

DISTRICT 7 (Los Angeles County) - 2021 FTIP - MPO: SCAG  
 CYCLE: 20/21 - 23/24  
 FTIP AMENDMENT#: 21-00 [PROJECT LISTING]

FUND NAME	EA	PROJECT LOCATION/DESCRIPTION	FTIP AMENDMENT	2020/21	2021/22	2022/23	2023/24
SHOPPAC	31920	Route 091: In Los Angeles County, In The Cities Of Compton, Paramount And Bellflower, In Various Locations. Construct Shoulder Rumble Strips Ground-In Indentations Where Right Shoulder Is Less Than Four Feet.	21-00	\$ 2,860			
	31930	Route 999 (Various): In Los Angeles And Ventura Counties, On Various Routes And Locations. Upgrade And Install New Curve Warning Signs.	21-00	\$ 2,978			
	31970	Route 110: In Los Angeles County, In The City Of Los Angeles, From Exposition Boulevard To Temple Street. Pave Beyond Gore Slope Paving Under Structures, Construct Mvps, Upgrade End Treatment To Smart Cushion Crash Attenuator And Place Vegetation Control	21-00	\$ 3,400			
	31990	Route 005: In Los Angeles County, In San Fernando And Sylmar, From Pacoima Wash To Balboa Boulevard. Construct Mvps, Access Roads And Gates, Relocate Irrigation Facilities, Pave Beyond Gore And Under Guardrail.	21-00	\$ 3,759			
	32000	Route 014: In Los Angeles County, In And Near Santa Clarita, From Canyon Park Boulevard To Spring Canyon Road Undercrossing. Place Vegetation Control Under Guardrail, Minor Concrete Beyond Gore, Slope Pave Beneath Abutment, Rock Blanket A Narrow Areas, C	21-00	\$ 4,036			
	32180	Route 405: In Los Angeles County, In Cities Of Long Beach And Carson, From The Route 710/405 Interchange To Route 110/405 Interchange. Construct Access Roads, Pave Around Gore Areas, Construct Mvps, Minor/Patterned Concrete Paving On Slopes, Upgrade Guar	21-00	\$ 1,560	\$ 3,490		
	32480	Route 057: In Los Angeles County, In And Near Diamond Bar, From Orange County Line To 0.1 Mile West Of Hospital Overcrossing. Construct Mvps, Pave Beyond Gore Areas And Construct Biofiltration Swales.	21-00		\$ 3,588		
	32760	Route 039: In Los Angeles County, Near Azusa, From 0.9 Mile North Of North Fork San Gabriel Bridge No. 53-2245 To 0.2 Mile North Of Crystal Lake Road. Upgrade Guardrail And End Treatments To Current Standards.	21-00	\$ 5,504			
	32960	Route 101: In Los Angeles County, In The City Of Los Angeles, From Wilton Place Overcrossing To Barham Boulevard Overcrossing. Place Minor Concrete At Narrow Paving Areas And Slopes, Pave Areas Beyond Gore,	21-00	\$ 1,540	\$ 4,665		
	32970	Route 170: In Los Angeles County, In The Cities Of Los Angeles And North Hollywood, From 170/134 Junction To Oxnard Street Uc Construct Mvps, Access Trail, Minor Concrete Beyond Gore And Along Ramps, Rock Blanket At Ramps, Install Fencing And Gates And V	21-00	\$ 1,347	\$ 4,328		
	33030	Route 010: In Los Angeles County, In Various Cities From 0.7 Mile West Of South Fremont Avenue Undercrossing To 0.5 Mile East Of Durfee Avenue Undercrossing. Upgrade 27 Overhead Sign Posts, Associated Pedestals, And Concrete Barriers To Current Standards	21-00		\$ 6,191		
	33050	Route 710: In Los Angeles County, In The Cities Of South Gate, Bell Gardens And Commerce, From 800 Feet North Of Rosecrans Avenue To Atlantic Boulevard. Construct Mvps, Pave Narrow And Gore Areas, Install Fences/Gates.	21-00		\$ 3,631		
	33250	Route 002: In Los Angeles County, In Angeles National Forest, From 0.3 Mile East Of Bay Tree Road To 0.7 Mile West Of Big Pines Highway At Various Locations. Upgrade Existing Guardrails; And Install New Guardrails And Stormwater Treatment Bmps.	21-00	\$ 19,135			
	33650	Route 110: In Los Angeles County, In And Near Carson, From West Anaheim Street To E 228Th Street. Construct Mvps, Rock Blankets, Access Roads Fences/Gates, Stairways To Access Slopes, Relocate Controller Cabinets And Signs.	21-00		\$ 3,299		
	33680	Route 118: In Los Angeles County, In The Cities Of Granada Hills And Porter Ranch, From 700 Feet West Of Tampa Avenue To Woodley Avenue. Construct Mvps, Pave Beyond Gore, Repave Side Slopes, Relocate Irrigation Controller, And Provide Access Gates.	21-00	\$ 1,730	\$ 4,345		
	33870	Route 405: In Los Angeles County, In Various Cities, From 405/110 Junction To North Of 405/105 Junction. Construct Mvps, Access Road, Rock Blanket At Islands And Between Ramps And Upgrade Irrigation Systems.	21-00	\$ 1,522	\$ 5,146		
	33890	Route 605: In Los Angeles County, In And And Nearcity Of Lakewood, From Los Angeles County Line To 183Rd Street. Construct Mvps, Anchor Assemblies For Sign Post Sleeves, Access Roads, Cable Railing And Gates.	21-00	\$ 1,261	\$ 2,740		
	35180	Route 005: In The City Of Los Angeles, At Cesar Chavez Avenue. Upgrade Traffic Signal, Americans With Disabilities Act (Ada) Curb Ramps, And Install Flashing Beacons.	21-00	\$ 2,072			
	35200	Route 001: In Long Beach, From Stanley Avenue To Cedar Avenue. Upgrade Traffic Signals, Install Protected Left Turn Phases, Install Pedestrian Push Buttons And Pedestrian Signals, And Upgrade Curb Ramps To Americans With Disabilities Act (Ada) Standards	21-00		\$ 5,442		



**FTIP ID** FTIP ID: LALS01 , 999 - 0.0 / 0.0 - Route 999: Grouped Projects For Safety Improvements - SHOPP Collision Reduction Program.  
**LALS01** Projects are Consistent With 40 CFR Part 93.126 Exempt Tables 2 And Table 3 Categories.

DISTRICT 7 (Los Angeles County) - 2021 FTIP - MPO: SCAG  
 CYCLE: 20/21 - 23/24  
 FTIP AMENDMENT#: 21-00 [PROJECT LISTING]

FUND NAME	EA	PROJECT LOCATION/DESCRIPTION	FTIP AMENDMENT	2020/21	2021/22	2022/23	2023/24
SHOPPAC	35210	Route 138: In Palmdale, At The Intersection Of 2Nd Street East. Install New Traffic Signal, Install Pedestrian Signal Heads With Countdown And Audible Pedestrian Signals (Aps), Install Marked Crosswalks, And Upgrade Curb Ramps To Americans With Disabilit	21-00		\$ 2,049		
<b>FY TOTAL</b>				<b>\$ 52,704</b>	<b>\$ 48,914</b>	<b>\$ -</b>	<b>\$ -</b>
<b>SHOPPAC TOTAL</b>				<b>\$</b>			<b>101,618</b>

FUND NAME	EA	PROJECT LOCATION/DESCRIPTION	FTIP AMENDMENT	2020/21
SHOPPAC-P	27510	Route 001: In The City Of Los Angeles (Pacific Palisades), From North Of Temescal Canyon Road To Bay Club Drive. Construct Shoulders And Upgrade Guardrail.	21-00	\$ 13,953
	29510	Route 999 (Various): In The City Of Los Angeles On Route 5 From Filmore Street To Rinaldi Street, Also On Route 118 From Route 405 To West Of San Fernando Road. Enhance Highway Worker Safety By Paving Misc. Areas, Install Access Gates And Maint. Vehicle	21-00	\$ 4,468
	29600	Route 010: In The City Of Los Angeles, From West Boulevard To Hoover Street. Enhance Highway Worker Safety By Installing Maintenance Vehicle Pullouts, Access Gates And Other Measures.	21-00	\$ 3,594
	29610	Route 405: In Long Beach And Signal Hill, From Los Cerritos Channel To Pacific Avenue. Enhance Highway Worker Safety By Miscellaneous Paving, Relocating Irrigation, And Other Measures.	21-00	\$ 4,266
	29630	Route 405: In And Near The Cities Of Inglewood, Los Angeles, And Culver City, From 105 To Port Road. Enhance Highway Worker Safety By Replacing Crash Cushions, Miscellaneous Paving, And Other Measures.	21-00	\$ 4,281
	29690	Route 210: In And Near La Canada Flintridge And Pasadena From Waltonia Drive To Route 134/210 Interchange. Enhance Highway Worker Safety By Installing Maintenance Vehicle Pullouts, Access Gates And Other Measures.	21-00	\$ 4,442
	29910	Route 001: In Long Beach, At Lakewood Boulevard (Route 19) And Los Alamitos Traffic Circle. Install Pavement	21-00	\$ 4,717
	29930	Route 001: In Malibu, From Puerco Canyon Road To Corral Canyon Road. Reconstruct Raised Median Island.	21-00	\$ 6,958
	29960	Route 027: Near Topanga, From Route 1 To Mulholland Drive. Enhance Highway Worker Safety By Installing	21-00	\$ 1,489
	30180	Route 057: In San Dimas And Glendora, From Route 10 To Route 210. Roadside Safety Improvements.	21-00	\$ 5,614
	30190	Route 210: In The Cities Of Monrovia, Duarte, Irwindale, Azusa And Glendora, From Huntington Drive To Route 57. Roadside Safety Improvements.	21-00	\$ 8,622
	30360	Route 210: In Pasadena, Arcadia And Monrovia, From Route 710 To Huntington Drive. Roadside Safety Improvements.	21-00	\$ 4,893
	30370	Route 101: In The City Of Los Angeles, From Cahuenga Blvd Uc To South Of Parkway Calabasas. Upgrade Median Concrete Barrier To Meet The Current Standards.	21-00	\$ 47,454
	30400	Route 605: In And Near Industry, From South Of Route 60 To Valley Boulevard. Roadside Safety Improvements.	21-00	\$ 5,294
	30410	Route 091: In Bellflower, From Downey Avenue To San Gabriel River Bridge. Roadside Safety Improvements.	21-00	\$ 7,208
	30420	Route 010: In The Cities Of Los Angeles And Santa Monica, From Route 1/10 Separation Bridge To West Of Crenshaw Boulevard. Roadside Safety Improvements.	21-00	\$ 8,628
	30430	Route 010: In The City Of Los Angeles, From Route 5 To West Of Route 710. Roadside Safety Improvements.	21-00	\$ 5,154
	30910	Route 110: In The City Of Los Angeles, From 47Th Street Oc To Sunset Boulevard Oc. Upgrade Metal Beam Guardrail To Midwest Guardrail System, End Treatments, And Crash Attenuators.	21-00	\$ 8,940
	31070	Route 118 And 405: In Los Angeles County, On Route 118 From Woodley Avenue To Route 118/I- 405 Interchange And On I-405 At Route 118/I-405 Interchange. Pave Areas Beyond Gore, Install Access Gates, Construct Maintenance Vehicle And Shoulder Pullouts, Upg	21-00	\$ 5,463
	31080	Route 014: In And Near Santa Clarita, From Route 5 To Canyon Park Boulevard. Construct Roadside Safety Improvements.	21-00	\$ 6,126
	31100	Route 210: In Pasadena, At The Route 210/134/710 Interchange. Roadside Safety Improvements.	21-00	\$ 5,281
	31110	Route 014: In And Near Lancaster, From Vincent Ramp Undercrossing To Avenue K 8 Overcrossing. Roadside Safety Improvements.	21-00	\$ 6,377

**FTIP ID** FTIP ID: LALS01 , 999 - 0.0 / 0.0 - Route 999: Grouped Projects For Safety Improvements - SHOPP Collision Reduction Program.  
**LALS01** Projects are Consistent With 40 CFR Part 93.126 Exempt Tables 2 And Table 3 Categories.

DISTRICT 7 (Los Angeles County) - 2021 FTIP - MPO: SCAG  
 CYCLE: 20/21 - 23/24  
 FTIP AMENDMENT#: 21-00 [PROJECT LISTING]

FUND NAME	EA	PROJECT LOCATION/DESCRIPTION	FTIP AMENDMENT	2020/21	2021/22	2022/23	2023/24
SHOPPAC-P	31640	Route 105: In And Near Downey, From Garfield Avenue To East Of Woodruff Avenue. Roadside Safety Improvements.	21-00	\$ 3,555			
	31700	Route 014: Near Santa Clarita, On The Sierra Highway Southbound On-Ramp; Also In Palmdale On The Palmdale Boulevard Northbound Off-Ramp (Pm R59.55). Apply High Friction Surface Treatment (Hfst) On Ramps.	21-00	\$ 1,735			
	31840	Route 005/010: In The City Of Los Angeles, From State Street To North Of Route 10; Also On Route 10 From West Of Route 5 To West Of Soto Street (Pm S0.4/19.0); Apply High Friction Surface Treatment (Hfst) To Connectors And Ramp.	21-00	\$ 4,917			
	31880	Route 605: In Irwindale, At The Route 605 Northbound Ramp To Westbound Live Oak Avenue. Realign And Widen Ramp, Construct Retaining Wall, Install Concrete Barrier And Replace Guardrail.	21-00	\$ 7,811			
	31920	Route 091: In Los Angeles County, In The Cities Of Compton, Paramount And Bellflower, In Various Locations. Construct Shoulder Rumble Strips Ground-In Indentations Where Right Shoulder Is Less Than Four Feet.	21-00	\$ 586			
	31930	Route 999 (Various): In Los Angeles And Ventura Counties, On Various Routes And Locations. Upgrade And Install New Curve Warning Signs.	21-00	\$ 2,177			
	31970	Route 110: In Los Angeles County, In The City Of Los Angeles, From Exposition Boulevard To Temple Street. Pave Beyond Gore Slope Paving Under Structures, Construct Mvps, Upgrade End Treatment To Smart Cushion Crash Attenuator And Place Vegetation Control	21-00	\$ 2,065			
	31990	Route 005: In Los Angeles County, In San Fernando And Sylmar, From Pacoima Wash To Balboa Boulevard. Construct Mvps, Access Roads And Gates, Relocate Irrigation Facilities, Pave Beyond Gore And Under Guardrail.	21-00	\$ 1,833			
	32000	Route 014: In Los Angeles County, In And Near Santa Clarita, From Canyon Park Boulevard To Spring Canyon Road Undercrossing. Place Vegetation Control Under Guardrail, Minor Concrete Beyond Gore, Slope Pave Beneath Abutment, Rock Blanket A Narrow Areas, C	21-00	\$ 1,561			
	32180	Route 405: In Los Angeles County, In Cities Of Long Beach And Carson, From The Route 710/405 Interchange To Route 110/405 Interchange. Construct Access Roads, Pave Around Gore Areas, Construct Mvps, Minor/Patterned Concrete Paving On Slopes, Upgrade Guar	21-00	\$ 440			
	32480	Route 057: In Los Angeles County, In And Near Diamond Bar, From Orange County Line To 0.1 Mile West Of Hospital Overcrossing. Construct Mvps, Pave Beyond Gore Areas And Construct Biofiltration Swales.	21-00	\$ 768			
	32660	Route 110: In Los Angeles County, In Highland Park And South Pasadena, From South Of Avenue 60 To North Of Avenue 64. Place High Friction Surface Treatment (Hfst).	21-00	\$ 4,835			
	32760	Route 039: In Los Angeles County, Near Azusa, From 0.9 Mile North Of North Fork San Gabriel Bridge No. 53-2245 To 0.2 Mile North Of Crystal Lake Road. Upgrade Guardrail And End Treatments To Current Standards.	21-00	\$ 2,379			
	32960	Route 101: In Los Angeles County, In The City Of Los Angeles, From Wilton Place Overcrossing To Barham Boulevard Overcrossing. Place Minor Concrete At Narrow Paving Areas And Slopes, Pave Areas Beyond Gore,	21-00	\$ 518			
	32970	Route 170: In Los Angeles County, In The Cities Of Los Angeles And North Hollywood, From 170/134 Junction To Oxnard Street Uc Construct Mvps, Access Trail, Minor Concrete Beyond Gore And Along Ramps, Rock Blanket At Ramps, Install Fencing And Gates And V	21-00	\$ 526			
	33020	Route 001: In Long Beach, At Pacific Avenue. Install Left-Turn Phasing, Ladder Striping Crosswalks And Upgrade Signals And Curb Ramps To Meet Current Standards.	21-00	\$ 1,346			
	33030	Route 010: In Los Angeles County, In Various Cities From 0.7 Mile West Of South Fremont Avenue Undercrossing To 0.5 Mile East Of Durfee Avenue Undercrossing. Upgrade 27 Overhead Sign Posts, Associated Pedestals, And Concrete Barriers To Current Standards	21-00	\$ 2,986			
	33050	Route 710: In Los Angeles County, In The Cities Of South Gate, Bell Gardens And Commerce, From 800 Feet North Of Rosecrans Avenue To Atlantic Boulevard. Construct Mvps, Pave Narrow And Gore Areas, Install Fences/Gates.	21-00	\$ 2,203			
	33150	Route 110: In Los Angeles County, In The Cities Of Los Angeles And South Pasadena, Between Figueroa Street And Orange Grove Avenue. Convert Outside Lane To A Dynamic Lane/Shoulder That Can Switch Between The Two Depending On Prevailing Traffic Conditions	21-00	\$ 43,544			

**FTIP ID** FTIP ID: LALS01 , 999 - 0.0 / 0.0 - Route 999: Grouped Projects For Safety Improvements - SHOPP Collision Reduction Program.  
**LALS01** Projects are Consistent With 40 CFR Part 93.126 Exempt Tables 2 And Table 3 Categories.

DISTRICT 7 (Los Angeles County) - 2021 FTIP - MPO: SCAG  
 CYCLE: 20/21 - 23/24  
 FTIP AMENDMENT#: 21-00 [PROJECT LISTING]

FUND NAME	EA	PROJECT LOCATION/DESCRIPTION	FTIP AMENDMENT	2020/21	2021/22	2022/23	2023/24
SHOPPAC-P	33160	Route 110: In The City Of Los Angeles, At The Northbound Route 110 Connector To Eastbound Route 91. Apply High Friction Bauxite Surface Treatment (Hfbst), Install High Visibility Thermoplastic Lane And Edge Lines And Upgrade Guardrail To Current Standard	21-00	\$ 3,441			
	33170	Route 001: In The City Of Los Angeles, At North Fries Avenue. Install New Traffic Signal And Surveillance System, Safety Lighting, Pedestrian Crosswalks And Upgrade Ada Curb Ramps.	21-00	\$ 2,330			
	33250	Route 002: In Los Angeles County, In Angeles National Forest, From 0.3 Mile East Of Bay Tree Road To 0.7 Mile West Of Big Pines Highway At Various Locations. Upgrade Existing Guardrails; And Install New Guardrails And Stormwater Treatment Bmps.	21-00	\$ 3,710			
	33260	Route 010: In Los Angeles County On I-10 Between Arlington Ave And Broadway St. Replace Raised Island With Concrete Barrier And Install High Mast Led Lighting System.	21-00	\$ 27,556			
	33270	Route 005: In The City Of Los Angeles, At The Westbound Route 10 Connector To Southbound Route 5. Apply High Friction Surface Treatment (Hfst) And Upgrade Lighting.	21-00	\$ 5,232			
	33290	Route 138: In Palmdale, At The Intersection Of Avenue R-8. Upgrade Traffic Signal System, Curb Ramps And Install Drainage Inlets.	21-00	\$ 3,408			
	33650	Route 110: In Los Angeles County, In And Near Carson, From West Anaheim Street To E 228Th Street. Construct Mvps, Rock Blankets, Access Roads Fences/Gates, Stairways To Access Slopes, Relocate Controller Cabinets And Signs.	21-00	\$ 2,477			
	33680	Route 118: In Los Angeles County, In The Cities Of Granada Hills And Porter Ranch, From 700 Feet West Of Tampa Avenue To Woodley Avenue. Construct Mvps, Pave Beyond Gore, Repave Side Slopes, Relocate Irrigation Controller, And Provide Access Gates.	21-00	\$ 659			
	33870	Route 405: In Los Angeles County, In Various Cities, From 405/110 Junction To North Of 405/105 Junction. Construct Mvps, Access Road, Rock Blanket At Islands And Between Ramps And Upgrade Irrigation Systems.	21-00	\$ 522			
	33890	Route 605: In Los Angeles County, In And And Nearcity Of Lakewood, From Los Angeles County Line To 183Rd Street. Construct Mvps, Anchor Assemblies For Sign Post Sleeves, Access Roads, Cable Railing And Gates.	21-00	\$ 498			
	33980	Route 001: In Los Angeles County, In Long Beach, At Atlantic Avenue, Install Protected Left-Turn Signal Phases For	21-00	\$ 2,313			
	34170	Route 001: In Long Beach, At The Intersection Of Anaheim Street/Los Altos Plaza. Install Protected Left Turn Phases For North And South Intersection Approaches, Upgrade Existing Signals, Refresh Crosswalk Striping, And Upgrade Curb Ramps To Americans Wit	21-00	\$ 4,306			
	35180	Route 005: In The City Of Los Angeles, At Cesar Chavez Avenue. Upgrade Traffic Signal, Americans With Disabilities Act (Ada) Curb Ramps, And Install Flashing Beacons.	21-00	\$ 1,615			
	35200	Route 001: In Long Beach, From Stanley Avenue To Cedar Avenue. Upgrade Traffic Signals, Install Protected Left Turn Phases, Install Pedestrian Push Buttons And Pedestrian Signals, And Upgrade Curb Ramps To Americans With Disabilities Act (Ada) Standards	21-00	\$ 4,077			
	35210	Route 138: In Palmdale, At The Intersection Of 2Nd Street East. Install New Traffic Signal, Install Pedestrian Signal Heads With Countdown And Audible Pedestrian Signals (Aps), Install Marked Crosswalks, And Upgrade Curb Ramps To Americans With Disabilit	21-00	\$ 1,753			
<b>SHOPPAC-P TOTAL</b>				<b>\$ 322,904</b>			
<b>FY TOTAL</b>				<b>\$ 375,608</b>	<b>\$ 48,914</b>	<b>\$ -</b>	<b>\$ -</b>
<b>GRAND TOTAL</b>				<b>\$</b>			<b>424,522</b>

**FTIP ID** LALS02  
**LALS02** FTIP ID: LALS02 , 999 - 0.0 / 0.0 - Route 999: Grouped Projects For Pavement Resurfacing And/Or Rehabilitation - SHOPP Roadway Preservation Program . Projects Are Consistent With 40 CFR Part 93.126 Exempt Tables 2 Categories - Pavement Resurfacing And/Or Rehabilitation, Emergency Relief (23 U.S.C. 125), Widening Narrow Pavements Or Reconstructing Bridges (No Additional Travel Lanes)

DISTRICT 7 (Los Angeles County) - 2021 FTIP - MPO: SCAG  
 CYCLE: 20/21 - 23/24  
 FTIP AMENDMENT#: 21-00 [PROJECT LISTING]

FUND NAME	EA	PROJECT LOCATION/DESCRIPTION	FTIP AMENDMENT	2020/21	2021/22	2022/23	2023/24
SHOPPAC	31350	Route 001: In The Cities Of Los Angeles And Malibu, From South Of Temescal Canyon Road To Ventura County Line; Also In Ventura County, From Los Angeles County Line To Tonga Street (Pm 0.0/0.9). Rehabilitate Culverts.	21-00	\$ 36,770			
	31600	Route 014: In Los Angeles County, In Palmdale And Lancaster, From Avenue P-8 To The Kern County Line. Replace Distressed Lanes/ Shoulders, Cold Plane And Overlay Ramps, Upgrade Guardrail, Dikes, Sign Panels, Curb Ramps And Traffic Loop Detectors.	21-00	\$ 168,670			
	32030	Route 605: In Various Cities, From Orange County Line To Telegraph Road. Replace Structural Section On Lanes 3 And 4 And Other Damaged Concrete Slabs On Other Lanes. Cold Plane And Overlay Rubberized Hot Mix Asphalt (Rhma-G) On Right Shoulders And Apply	21-00		\$ 124,455		
	32160	Route 001: In And Near Redondo Beach, From Orange County Line To South Of Topaz Street. Upgrade Ada Curb Ramps, Upgrade Metal Beam Guardrail, Cold Plane Pavement, And Place Hot Mix Asphalt (Hma) And Rubberized Hot Mix Asphalt Concrete (Rhma) To Rehabilit	21-00		\$ 47,458		
	32290	Route 027: In Los Angeles County, In And Near Canoga Park, From Pacific Coast Highway To Entrada Road; Also Near Woodland Crest Drive To Near Devonshire Street. Cold Plane And Overlay Asphalt Pavement, Repair Damaged Structural And Upgrade Curb Ramps To	21-00	\$ 4,981	\$ 36,589		
	32340	Route 005: Near Castaic And Valencia, From 0.2 Mile North Of Lake Hughes Road Undercrossing To 0.7 Mile South Of Vista Del Lago Road Overcrossing. Cold Plane Pavement And Place Rubberized Hot Mix Asphalt Concrete (Rhma), Repair Drainage Systems, And Perf	21-00	\$ 50,530			
	32440	Route 022: In Los Angeles County, In City Of Long Beach, From Route 1 To San Gabriel Undercrossing. Cold Plane Pavement And Overlay With Rubberized Hot Mixed Asphalt - Type G (Rhma-G); Upgrade Curb Ramps; Install Guardrail And Construct Bus Pads.	21-00	\$ 6,469			
	32490	Route Various: In Los Angeles County, In Various Cities On Routes 5, 10, 91, 605 And 710. Replace Pumps With Submersible Pumps.	21-00	\$ 7,143			
	32550	Route 605: In The Cities Of Irwindale And Baldwin Park, From Route 10 Interchange To The End Of The Freeway At Route 210. Grind Mainline Pavement And Replace Damaged Stabs With Jointed Plain Concrete Pavement (Jpcp) Rapid Strength Concrete And/Or Individ	21-00		\$ 25,373		
	32580	Route 001: In And Near Redondo Beach, From Topaz Street To Dewey Street. Upgrade Ada Curb Ramps And Metal Beam Guardrail, Repair Concrete Pavement, Replace Asphalt Concrete Pavement With Portland Cement Concrete At Intersections, Cold Plane Pavement, And	21-00		\$ 56,570		
	32730	Route 103: In Los Angeles County, In Long Beach , At Henry Ford Avenue Offramp. Construct Larger Pump Plant Facility Including Replacing Undersized Pumps.	21-00	\$ 28,193			
	32980	Route 110: In Los Angeles County, In Various Cities, From 9Th Street/Gaffey Street To End Of Freeway. Replace Sign Panels With Retroreflective Sheeting Astm Type Xi, Remove Overhead Lighting And Catwalks.	21-00	\$ 6,943			
	33360	Route 002: In Los Angeles County, In And Near The City Of Los Angeles, In Various Locations. Cold Plane And Overlay Pavement, Upgrade Curb Ramps, Reconstruct Curb And Gutter, Construct Bus Pads And Replace Traffic Signals.	21-00	\$ 5,160	\$ 24,848		
	33530	Route 010: In Los Angeles County, From 4Th Street Overcrossing To San Bernardino County Line. Replace Sign Panels With Astm Type Xi Retroreflective Sheeting And Remove Overhead Sign Lighting And Catwalks.	21-00	\$ 9,773			
	33960	Route 014: In Los Angeles County, In Santa Clarita, From 1.1 Mile North Of Placerita Canyon Road To 0.2 Mile South Of Golden Valley Road. Regrade Slopes, Construct Drainage Ditches And Install Erosion Control System.	21-00		\$ 28,386		
<b>FY TOTAL</b>				<b>\$ 324,632</b>	<b>\$ 343,679</b>	<b>\$ -</b>	<b>\$ -</b>
<b>SHOPPAC TOTAL</b>				<b>\$</b>			<b>668,311</b>

FUND NAME	EA	PROJECT LOCATION/DESCRIPTION	FTIP AMENDMENT	2020/21
SHOPPAC-P	20212	Route 710: In Commerce And Bell From South Atlantic Blvd To Triggs Street. Rehabilitate Roadway.	21-00	\$ 90,831

**FTIP ID**  
**LALS02**

FTIP ID: LALS02 , 999 - 0.0 / 0.0 - Route 999: Grouped Projects For Pavement Resurfacing And/Or Rehabilitation - SHOPP Roadway Preservation Program . Projects Are Consistent With 40 CFR Part 93.126 Exempt Tables 2 Categories - Pavement Resurfacing And/Or Rehabilitation, Emergency Relief (23 U.S.C. 125), Widening Narrow Pavements Or Reconstructing Bridges (No Additional Travel Lanes)

DISTRICT 7 (Los Angeles County) - 2021 FTIP - MPO: SCAG  
CYCLE: 20/21 - 23/24  
FTIP AMENDMENT#: 21-00 [PROJECT LISTING]

FUND NAME	EA	PROJECT LOCATION/DESCRIPTION	FTIP AMENDMENT	2020/21	2021/22	2022/23	2023/24
SHOPPAC-P	25310	Route 213: In Rancho Palos Verdes, From Caddington Drive To Peninsula Verde Drive. Replace Two Damaged Drainage Systems. (G13 Contingency Project)	21-00	\$		3,980	
	30110	Routes 060 And 710: In And Near Monterey Park, Montebello, Rosemead, And South El Monte, On Route 60 From Route 710 To Route 605 Including Route 60/710 Separation . Rehabilitate Pavement.	21-00	\$		175,719	
	30130	Route 005: In Burbank, From Verdugo Avenue To Magnolia Boulevard. Rehabilitate Pavement.	21-00	\$		18,500	
	30150	Route 999 (Various): In The Cities Of Santa Monica And Los Angeles, On Route 10 From Route 1 To Route 5/101 Interchange; Also On Route 1 From McClure Tunnel To Lincoln Boulevard. Rehabilitate Pavement. (G13 Contingency Project)	21-00	\$		45,251	
	30300	Route 187: In The City Of Los Angeles, On Venice Boulevard, From Lincoln Boulevard To Route 10. . Rehabilitate Pavement.	21-00	\$		15,628	
	30390	Route 010: In Baldwin Park And West Covina, From Route 605 To Citrus Avenue. Rehabilitate Roadway.	21-00	\$		78,485	
	30450	Route 057: In And Near Diamond Bar, From The Orange County Line To Route 60. Pavement Rehabilitation. (G13 Contingency Project)	21-00	\$		98,900	
	30740	Route 138: In Palmdale, From 30Th Street E. To E. Avenue S. Pavement Rehabilitation. (G13 Contingency Project)	21-00	\$		13,138	
	30750	Route 101: In The Cities Of Los Angeles, Calabasas And Agoura Hills, From Tujunga Ave Uc To Las Virgenes Oc. Rehabilitate Pavement, Construct And Upgrade Ada Curb Ramps.	21-00	\$		17,938	
	30960	Route 210: In The City Of Los Angeles, From Route 5 To North Wheatland Avenue. Rehabilitate Roadway.	21-00	\$		146,440	
	30970	Route 005: In San Fernando, From Route 118 To Route 210. Rehabilitate Roadway.	21-00	\$		56,014	
	31040	Route 138: Near Gorman And Lancaster, From Route 5 To Route 14. Rehabilitate Pavement. (G13 Contingency Project)	21-00	\$		28,239	
	31170	Route 134: In The Cities Of Los Angeles, Burbank, Glendale And Pasadena, From Route 170 To Route 210. Rehabilitate Pavement, Upgrade Guardrail And Ada Curb Ramps To Current Standards.	21-00	\$		46,523	
	31180	Route 107: In Torrance, From Route 1 To Redondo Beach Boulevard. Pavement Rehabilitation. (G13 Contingency Project)	21-00	\$		14,581	
	31340	Route 710: In The Cities Of Los Angeles And Monterey Park, From Olympic Boulevard To Ramona Boulevard. Rehabilitate Culverts.	21-00	\$		2,313	
	31350	Route 001: In The Cities Of Los Angeles And Malibu, From South Of Temescal Canyon Road To Ventura County Line; Also In Ventura County, From Los Angeles County Line To Tonga Street (Pm 0.0/0.9). Rehabilitate Culverts.	21-00	\$		8,701	
	31360	Route 005: Near Pyramid Lake, 4.4 Miles North Of Templin Highway. Remove And Replace Two Sections Of Damaged Reinforced Concrete Pipe. (G13 Contingency Project)	21-00	\$		3,394	
	31370	Route 134: In Glendale, From East Of Concord Street Overcrossing To West Of Chevy Chase Drive Undercrossing At Three Locations. Restore Culvert Systems. (G13 Contingency Project)	21-00	\$		4,445	
	31380	Route 110: Near Gardena, South Of Redondo Beach Boulevard. Replace Culvert.	21-00	\$		5,525	
	31600	Route 014: In Los Angeles County, In Palmdale And Lancaster, From Avenue P-8 To The Kern County Line. Replace Distressed Lanes/ Shoulders, Cold Plane And Overlay Ramps, Upgrade Guardrail, Dikes, Sign Panels, Curb Ramps And Traffic Loop Detectors.	21-00	\$		24,480	
	31690	Route 999 (Various): In Los Angeles County At Various Locations (Route 001 Pm 34.5, Route 002 Pm 18.7, Route 005 Pm 16.9, Route 010 Pm 2.2). Signs And Lighting And Rehabilitation.	21-00	\$		13,217	
	31730	Route 999 (Various): In Various Cities, On Route 60 From Route 5 To San Bernardino County Line; Also On Route 710, From Ocean Boulevard To Valley Boulevard (Pm 5.6/T27.4). Replace Existing Signs With Retro-Reflective Sheeting.	21-00	\$		5,324	
	31750	Route 999 (Various): In Los Angeles County At Various Locations (Route 005 Pm 11.03/12.88/13.88, Route 101 Pm S0.60/5.54/5.90, Route 405 Pm 4.93, Route 710 Pm 10.3/13.99). Drainage System Restoration.	21-00	\$		13,312	

**FTIP ID** LALS02  
**LALS02** FTIP ID: LALS02 , 999 - 0.0 / 0.0 - Route 999: Grouped Projects For Pavement Resurfacing And/Or Rehabilitation - SHOPP Roadway Preservation Program . Projects Are Consistent With 40 CFR Part 93.126 Exempt Tables 2 Categories - Pavement Resurfacing And/Or Rehabilitation, Emergency Relief (23 U.S.C. 125), Widening Narrow Pavements Or Reconstructing Bridges (No Additional Travel Lanes)

DISTRICT 7 (Los Angeles County) - 2021 FTIP - MPO: SCAG  
 CYCLE: 20/21 - 23/24  
 FTIP AMENDMENT#: 21-00 [PROJECT LISTING]

FUND NAME	EA	PROJECT LOCATION/DESCRIPTION	FTIP AMENDMENT	2020/21	2021/22	2022/23	2023/24
SHOPPAC-P	32030	Route 605: In Various Cities, From Orange County Line To Telegraph Road. Replace Structural Section On Lanes 3 And 4 And Other Damaged Concrete Slabs On Other Lanes. Cold Plane And Overlay Rubberized Hot Mix Asphalt (Rhma-G) On Right Shoulders And Apply	21-00	\$ 11,400			
	32160	Route 001: In And Near Redondo Beach, From Orange County Line To South Of Topaz Street. Upgrade Ada Curb Ramps, Upgrade Metal Beam Guardrail, Cold Plane Pavement, And Place Hot Mix Asphalt (Hma) And Rubberized Hot Mix Asphalt Concrete (Rhma) To Rehabilit	21-00	\$ 7,486			
	32290	Route 027: In Los Angeles County, In And Near Canoga Park, From Pacific Coast Highway To Entrada Road; Also Near Woodland Crest Drive To Near Devonshire Street. Cold Plane And Overlay Asphalt Pavement, Repair Damaged Structural And Upgrade Curb Ramps To	21-00	\$ 1,593			
	32340	Route 005: Near Castaic And Valencia, From 0.2 Mile North Of Lake Hughes Road Undercrossing To 0.7 Mile South Of Vista Del Lago Road Overcrossing. Cold Plane Pavement And Place Rubberized Hot Mix Asphalt Concrete (Rhma), Repair Drainage Systems, And Perf	21-00	\$ 6,350			
	32440	Route 022: In Los Angeles County, In City Of Long Beach, From Route 1 To San Gabriel Undercrossing. Cold Plane Pavement And Overlay With Rubberized Hot Mixed Asphalt - Type G (Rhma-G); Upgrade Curb Ramps; Install Guardrail And Construct Bus Pads.	21-00	\$ 3,205			
	32490	Route Various: In Los Angeles County, In Various Cities On Routes 5, 10, 91, 605 And 710. Replace Pumps With Submersible Pumps.	21-00	\$ 1,329			
	32550	Route 605: In The Cities Of Irwindale And Baldwin Park, From Route 10 Interchange To The End Of The Freeway At Route 210. Grind Mainline Pavement And Replace Damaged Stabs With Jointed Plain Concrete Pavement (Jpcp) Rapid Strength Concrete And/Or Individ	21-00	\$ 8,369			
	32580	Route 001: In And Near Redondo Beach, From Topaz Street To Dewey Street. Upgrade Ada Curb Ramps And Metal Beam Guardrail, Repair Concrete Pavement, Replace Asphalt Concrete Pavement With Portland Cement Concrete At Intersections, Cold Plane Pavement, And	21-00	\$ 9,510			
	32730	Route 103: In Los Angeles County, In Long Beach , At Henry Ford Avenue Offramp. Construct Larger Pump Plant Facility Including Replacing Undersized Pumps.	21-00	\$ 4,204			
	32980	Route 110: In Los Angeles County, In Various Cities, From 9Th Street/Gaffey Street To End Of Freeway. Replace Sign Panels With Retroreflective Sheeting Astm Type Xi, Remove Overhead Lighting And Catwalks.	21-00	\$ 2,781			
	33360	Route 002: In Los Angeles County, In And Near The City Of Los Angeles, In Various Locations. Cold Plane And Overlay Pavement, Upgrade Curb Ramps, Reconstruct Curb And Gutter, Construct Bus Pads And Replace Traffic Signals.	21-00	\$ 1,900			
	33530	Route 010: In Los Angeles County, From 4Th Street Overcrossing To San Bernardino County Line. Replace Sign Panels With Astm Type Xi Retroreflective Sheeting And Remove Overhead Sign Lighting And Catwalks.	21-00	\$ 3,348			
	33760	Route 014: In Los Angeles County, Near Southbound Offramp To Sierra Highway. Replace Damaged Drainage System That Includes 17 Culverts.	21-00	\$ 6,451			
	33800	Route 005: In The City Of Los Angeles, On The Northbound Connector At The Route 5/110 Separation. Replace Compromised 18 Inch Reinforced Concrete Culvert (Rcp).	21-00	\$ 7,506			
	33960	Route 014: In Los Angeles County, In Santa Clarita, From 1.1 Mile North Of Placerita Canyon Road To 0.2 Mile South Of Golden Valley Road. Regrade Slopes, Construct Drainage Ditches And Install Erosion Control System.	21-00	\$ 3,859			
<b>SHOPPAC-P TOTAL</b>				<b>\$ 1,010,169</b>			
<b>FY TOTAL</b>				<b>\$ 1,334,801</b>	<b>\$ 343,679</b>	<b>\$ -</b>	<b>\$ -</b>
<b>GRAND TOTAL</b>				<b>\$</b>			<b>1,678,480</b>

**FTIP ID** FTIP ID: LALS03 , 999 - 0.0 / 0.0 - Route 999: In Los Angeles County, Lump Sum Roadside Preservation Projects (Projects Are  
**LALS03** Consistent With 40 CFR Part 93.126,127,128, Exempt Tables 2 & 3)

DISTRICT 7 (Los Angeles County) - 2021 FTIP - MPO: SCAG  
 CYCLE: 20/21 - 23/24  
 FTIP AMENDMENT#: 21-00 [PROJECT LISTING]

FUND NAME	EA	PROJECT LOCATION/DESCRIPTION	FTIP AMENDMENT	2020/21	2021/22	2022/23	2023/24
SHOPPAC	33070	Route 210: In Los Angeles County, In La Crescenta And La Canada Flintridge, From Lowell Avenue To Arroyo Boulevard Restore Existing Irrigation To Functionality, Upgrade Remaining Older Irrigation Controllers To Web Connect Smart Controllers.	19-01	\$ 4,921			
<b>FY TOTAL</b>				<b>\$ 4,921</b>	<b>\$ -</b>	<b>\$ -</b>	<b>\$ -</b>
<b>SHOPPAC TOTAL</b>				<b>\$</b>			<b>4,921</b>

FUND NAME	EA	PROJECT LOCATION/DESCRIPTION	FTIP AMENDMENT	2020/21
SHOPPAC-P	33070	Route 210: In Los Angeles County, In La Crescenta And La Canada Flintridge, From Lowell Avenue To Arroyo Boulevard Restore Existing Irrigation To Functionality, Upgrade Remaining Older Irrigation Controllers To Web Connect Smart Controllers.	19-01	\$ 1,472
<b>SHOPPAC-P TOTAL</b>				<b>\$ 1,472</b>

<b>FY TOTAL</b>				<b>\$ 6,393</b>	<b>\$ -</b>	<b>\$ -</b>	<b>\$ -</b>
<b>GRAND TOTAL</b>				<b>\$</b>			<b>6,393</b>

**FTIP ID  
LALS04**

FTIP ID: LALS04 , 999 - 0.0 / 0.0 - Route 999: Grouped Projects For Bridge Rehabilitation And Reconstruction - SHOPP Program. Projects Are Consistent With 40 CFR Part 93.126 Exempt Tables 2 Categories - Widening Narrow Pavements Or Reconstructing Bridges (No Additional Travel Lanes)

DISTRICT 7 (Los Angeles County) - 2021 FTIP - MPO: SCAG  
CYCLE: 20/21 - 23/24  
FTIP AMENDMENT#: 21-00 [PROJECT LISTING]

FUND NAME	EA	PROJECT LOCATION/DESCRIPTION	FTIP AMENDMENT	2020/21	2021/22	2022/23	2023/24
SHOPPAC	29140	Route 001: In Malabu, From Guernsey Avenue To Trancas Canyon Road/Broad Beach Road. Replace Bridge.	21-00	\$ 14,728			
	31900	Route 010: In Los Angeles County, In The City Of Los Angeles, At The Normandie Avenue Undercrossing Bridge No. 53-1565 Strengthen Girders With Epoxy And Reinforcement Steel.	21-00	\$ 1,498	\$ 3,463		
	31910	Route 091: In Los Angeles County, In Long Beach, At The Eb Route 91 To Nb Route710 Connector Bridge No. 53-2241G Over Connector From Nb Route 710 To Eb Route 91. Lower Profile Of Connector To Achieve Standard Vertical Clearance	21-00	\$ 5,343			
	32100	Route 405: In Long Beach, At The San Gabriel River (Bridge No. 53-1185) And Sb La-605 To Nb I-405 Connector (Bridge No. 53 -1737H); Also In Orange County On I-405 At The Sb 405 To Nb 605 Connector (Bridge No. 55-0413F; 12-Ora-405-Pm 24.1). Retrofit Scour	21-00		\$ 21,925		
	32230	Route 110: In Los Angeles County, In The City Of Los Angeles, At The 5Th Street Overcrossing No. 53-0685 And 6Th Street Overcrossing No. 53-0746. Upgrade Bridge Railing.	21-00	\$ 5,182			
	32240	Route 134: In Los Angeles County, In City Of Pasadena, At The Arroyo Seco Bridge No. 53-0166. Replace/Upgrade Bridge Railing.	21-00		\$ 13,510		
	32250	Route 103: In Los Angeles County, In The City Of Los Angeles, At The Union Pacific Overhead No. 53-2626. Replace The Bridge Deck With Composite Reinforced Concrete.	21-00		\$ 18,436		
	32520	Route 210: In Los Angeles County, In City Of Irwindale, On The San Gabriel River Bridge No. 53-1867. Reconstruct Hinge Diaphragms At Hinge 4 And Hinge 6, Upgrade Bridge Railing And Reinstall Electroliers.	21-00	\$ 23,537			
	32590	Route 005: Near Kern County Line, At The Tejon Pass Overcrossing No. 53-1779. Seismic Retrofit Of Bridge, Widen Bridge Abutments, Add Steel Casing To Bent Columns, Retrofit Bent Foundation And Install Micro Piles.	21-00	\$ 1,900	\$ 3,350		
	32620	Route 138: In Los Angeles County, In And Near Palmdale, Azusa And Pomona, At Various Bridge Locations. Seismic Retrofit And Barrier Replacement; And Paint San Gabriel River Bridge.	21-00		\$ 25,116		
	32830	Route 010: In Los Angeles County, In The City Of El Monte, From Baldwin Avenue Overcrossing To Route 605 At Rio Hondo Bridge No. 53-657, East El Monte Overhead No. 53-0867 And San Gabriel River Bridge No. 53-109L/R. Replace Overhang Joints With Reinforce	21-00		\$ 12,928		
	32860	Route 105: In Los Angeles County, In The Cities Of South Gate And Downey, At Various Overcrossings. Remove And Install New Joint Assemblies, Apply Waterproof Coating, Replace Joint Seals; And Apply Methacrylate To Ardis Avenue Overcrossing.	21-00	\$ 2,389			
	32870	Route 010: In El Monte, At Peck Road Undercrossing No. 53-0661. Paint Steel Portion Of Bridge For Preventative Maintenance To Preserve And Extend The Life Of Bridge.	21-00		\$ 2,164		
<b>FY TOTAL</b>				<b>\$ 54,577</b>	<b>\$ 100,892</b>	<b>\$ -</b>	<b>\$ -</b>
<b>SHOPPAC TOTAL</b>				<b>\$</b>			<b>155,469</b>

FUND NAME	EA	PROJECT LOCATION/DESCRIPTION	FTIP AMENDMENT	2020/21
SHOPPAC-P	29140	Route 001: In Malabu, From Guernsey Avenue To Trancas Canyon Road/Broad Beach Road. Replace Bridge.	21-00	\$ 42,737
	29180	Route 999 (Various): In Pasadena, At Orange Grove Boulevard-E134/134 Overcrossing No. 53-2269S; Also On Route 710, At Union Street Overcrossing No. 53-2537 (Pm R32.5). Bridge Seismic Retrofit And Bridge Rail	21-00	\$ 9,843
	30160	Route 999 (Various): In Compton, On Route 91 At Compton Creek Bridge Overhead And Off-Ramp (No 53-2235 And 53-2237S) And Artesia-Santa Fe Undercrossing 53-2238K; Also In Long Beach On Routes 710 And 110, At Harbor Scenic Drive Overhead No. 53-2934 (Pm 6).	21-00	\$ 20,172
	30480	Route 405: In Carson, At Dolores Yard Overhead Bridge No. 53-1168. Upgrade Bridge Drainage System.	21-00	\$ 3,448
	30560	Route 001: In The City Of Los Angeles, At Wilmington Overhead Bridge No. 53-0352. Paint And Repair Bridge	21-00	\$ 6,884
	30570	Route 110: In The City Of Los Angeles, At Los Angeles River Bridge (No. 53-0421R/L). Spot Blast, Clean, And Paint Steel Bridge Members.	21-00	\$ 9,521
	30930	Route 210: In Los Angeles County On Routes 210, 405 And 605 At Various Locations. Bridge Seismic Retrofit And Bridge Rail Upgrade At Five Locations.	21-00	\$ 9,743



**FTIP ID  
LALS04**

FTIP ID: LALS04 , 999 - 0.0 / 0.0 - Route 999: Grouped Projects For Bridge Rehabilitation And Reconstruction - SHOPP Program.  
Projects Are Consistent With 40 CFR Part 93.126 Exempt Tables 2 Categories - Widening Narrow Pavements Or Reconstructing  
Bridges (No Additional Travel Lanes)

DISTRICT 7 (Los Angeles County) - 2021 FTIP - MPO: SCAG  
CYCLE: 20/21 - 23/24  
FTIP AMENDMENT#: 21-00 [PROJECT LISTING]

FUND NAME	EA	PROJECT LOCATION/DESCRIPTION	FTIP AMENDMENT	2020/21	2021/22	2022/23	2023/24
SHOPPAC-P	31420	Route 005: In The City Of Los Angeles, At Sun Valley Overhead Bridge No. 53-1134. Paint Bridge And Replace Deck Drain Systems.	21-00	\$ 10,949			
	31680	Route 010: In El Monte, At Rio Hondo Busway Bridge No. 53-2637. Replace Bridge Deck.	21-00	\$ 6,118			
	31790	Route 101: Near Encino, At Encino Pedestrian Overcrossing. Replace Pedestrian Overcrossing.	21-00	\$ 19,066			
	31900	Route 010: In Los Angeles County, In The City Of Los Angeles, At The Normandie Avenue Undercrossing Bridge No. 53-1565 Strengthen Girders With Epoxy And Reinforcement Steel.	21-00	\$ 508			
	31910	Route 091: In Los Angeles County, In Long Beach, At The Eb Route 91 To Nb Route710 Connector Bridge No. 53-2241G Over Connector From Nb Route 710 To Eb Route 91. Lower Profile Of Connector To Achieve Standard Vertical Clearance	21-00	\$ 3,421			
	32100	Route 405: In Long Beach, At The San Gabriel River (Bridge No. 53-1185) And Sb La-605 To Nb I-405 Connector (Bridge No. 53 -1737H); Also In Orange County On I-405 At The Sb 405 To Nb 605 Connector (Bridge No. 55-0413F; 12-Ora-405-Pm 24.1). Retrofit Scour	21-00	\$ 9,280			
	32230	Route 110: In Los Angeles County, In The City Of Los Angeles, At The 5Th Street Overcrossing No. 53-0685 And 6Th Street Overcrossing No. 53-0746. Upgrade Bridge Railing.	21-00	\$ 2,168			
	32240	Route 134: In Los Angeles County, In City Of Pasadena, At The Arroyo Seco Bridge No. 53-0166. Replace/Upgrade Bridge Railing.	21-00	\$ 1,300			
	32250	Route 103: In Los Angeles County, In The City Of Los Angeles, At The Union Pacific Overhead No. 53-2626. Replace The Bridge Deck With Composite Reinforced Concrete.	21-00	\$ 4,527			
	32520	Route 210: In Los Angeles County, In City Of Irwindale, On The San Gabriel River Bridge No. 53-1867. Reconstruct Hinge Diaphragms At Hinge 4 And Hinge 6, Upgrade Bridge Railing And Reinstall Electroliers.	21-00	\$ 5,170			
	32590	Route 005: Near Kern County Line, At The Tejon Pass Overcrossing No. 53-1779. Seismic Retrofit Of Bridge, Widen Bridge Abutments, Add Steel Casing To Bent Columns, Retrofit Bent Foundation And Install Micro Piles.	21-00	\$ 700			
	32620	Route 138: In Los Angeles County, In And Near Palmdale, Azusa And Pomona, At Various Bridge Locations. Seismic Retrofit And Barrier Replacement; And Paint San Gabriel River Bridge.	21-00	\$ 6,409			
	32830	Route 010: In Los Angeles County, In The City Of El Monte, From Baldwin Avenue Overcrossing To Route 605 At Rio Hondo Bridge No. 53-657, East El Monte Overhead No. 53-0867 And San Gabriel River Bridge No. 53-109L/R. Replace Overhang Joints With Reinforce	21-00	\$ 5,655			
	32860	Route 105: In Los Angeles County, In The Cities Of South Gate And Downey, At Various Overcrossings. Remove And Install New Joint Assemblies, Apply Waterproof Coating, Replace Joint Seals; And Apply Methacrylate To Ardis Avenue Overcrossing.	21-00	\$ 1,176			
	32870	Route 010: In El Monte, At Peck Road Undercrossing No. 53-0661. Paint Steel Portion Of Bridge For Preventative Maintenance To Preserve And Extend The Life Of Bridge.	21-00	\$ 716			
	34210	Route 005: In Los Angeles County, At Various Locations. Establish Standard Vertical Clearance.	21-00	\$ 504,540			
	34330	Route 060: In The City Of Industry At Hacienda Boulevard Undercrossing (Uc) No. 53-1789 (Pm 15.93), Stemson Avenue Uc No. 53-1784 (Pm 16.30), Azusa Avenue Overcrossing No. 53-1785 (Pm 17.97) And Fullerton Road Uc No. 53-1786 (Pm 19.46). Improve Freight C	21-00	\$ 3,320			
	34340	Route 039: In Los Angeles County, Near Azusa, At The North Fork San Gabriel River Bridge No. 53-2245. Replace Bridge.	21-00	\$ 18,178			
<b>SHOPPAC-P TOTAL</b>				<b>\$ 705,549</b>			
<b>FY TOTAL</b>				<b>\$ 760,126</b>	<b>\$ 100,892</b>	<b>\$ -</b>	<b>\$ -</b>
<b>GRAND TOTAL</b>				<b>\$</b>			<b>861,018</b>

**FTIP ID** FTIP ID: LALS06 , 999 - 0.0 / 0.0 - Route 999: Grouped Projects For Safety Improvements - SHOPP Mobility Program. Projects  
**LALS06** Are Consistent With 40 CFR Part 93.126 Exempt Tables 2 And Table 3 Categories

DISTRICT 7 (Los Angeles County) - 2021 FTIP - MPO: SCAG  
 CYCLE: 20/21 - 23/24  
 FTIP AMENDMENT#: 21-00 [PROJECT LISTING]

FUND NAME	EA	PROJECT LOCATION/DESCRIPTION	FTIP AMENDMENT	2020/21	2021/22	2022/23	2023/24
SHOPPAC	20490	Route 405: In Los Angeles County, In The City Of Sherman Oaks, At Southbound Onramp From Ventura Boulevard. Widen The Onramp To To Two Lanes Plus A High Occupancy (Hov) Lane.	21-00	\$ 2,059	\$ 4,492		
	32710	Route 999 (Various): In And Near The City Of Los Angeles, From Eb Route 60/5 Separation To Route 605; Also On Route 2 (Pm R18.7), Route 5 (Pm 6.8), Route 10 (Pm 18.3), And Route 605 (Pm 20.2). Upgrade The Existing Transportation Management System (Tms) E	21-00	\$ 8,277			
	32720	Route 999 (Various): In And Near Santa Monica, From Lincoln Boulevard To Mcclure Tunnel; Also On Route 10 (Pm 2.1/18.3), Route 2 (Pm R18.7), Route 101 (Pm 11.8), And Route 105 (Pm R1.95). Upgrade The Existing Transportation Management System (Tms) Elemen	21-00	\$ 20,875			
	32880	Route 005: In Los Angeles County, In City Of Santa Clarita, From 0.4 Mile North Of Rye Canyon Road To 1.4 Miles South Of Route 5/126 Interchange. Replace Office Structure And Inspection Enclosure And Upgrade Floor Slab Lighting With Led Lighting.	21-00	\$ 2,060			
	33500	Route 999 (Various): In Los Angeles County, On Route 110 From Gaffey Street To Route 405; Also On Route 210 (Pm R0.0/R35.8), Route 605 (Pm 19.9/26.0), Route 710 (Pm 5.0/9.4) And Route 2 (Pm R18.7). Install Wireless Bluetooth™ Detection System To Monitor	21-00	\$ 1,683			
	33520	Route 110: In Los Angeles County, In The Cities Of Pasadena And South Pasadena, At The Fair Oaks Avenue Northbound Offramp. Widen Ramp From Two Lanes To Four Lanes - City Of South Pasadena Will Aaa The Project.	21-00	\$ 2,372	\$ 1		
	33780	Route 999 (Various): In Los Angeles County, From Routes 5/10 To Route 405, Route 2 At Route 134 (Pm R18.7) And Route 10 At Route 5/10 (Pm 18.3). Upgrade Transportation Management System (Tms) Elements Including Closed Circuit Television (Cctv) Cameras, R	21-00		\$ 11,594		
	33790	Route 999 (Various): In The City Of Los Angeles, On Route 134 From Route 170 To Routes 210/710; Also On Route 2 At Route 134 (Pm R18.7), On Route 10 At Routes 5/10 (Pm 18.3), And On Route 101 Near Pleasant Valley Road (Pm 11.8). Upgrade Transportation Ma	21-00		\$ 9,525		
	33860	Route 999 (Various): In And Near Carson, On Route 91 From Route 110 To Orange County Line; Also On Route 2 (Pm R18.7), Route 5 (Pm 6.8), Route 405 (Pm 21.1). Upgrade The Existing Transportation Management System (Tms) Elements To Improve Traffic Monitori	21-00		\$ 13,678		
<b>FY TOTAL</b>				<b>\$ 37,326</b>	<b>\$ 39,290</b>	<b>\$ -</b>	<b>\$ -</b>
<b>SHOPPAC TOTAL</b>							<b>\$ 76,616</b>

FUND NAME	EA	PROJECT LOCATION/DESCRIPTION	FTIP AMENDMENT	2020/21
SHOPPAC-P	20490	Route 405: In Los Angeles County, In The City Of Sherman Oaks, At Southbound Onramp From Ventura Boulevard. Widen The Onramp To To Two Lanes Plus A High Occupancy (Hov) Lane.	21-00	\$ 785
	29850	Route 405: In The City Of Los Angeles, Near Bel Air, From Sunset Boulevard To South Of Bel Air Crest Road. Upgrade Existing Temporary Ramps. [No Lane Addition]	21-00	\$ 23,390
	30510	Route 405: In Van Nuys, Near Saticoy Street. Replace And Install Weight In Motion System.	21-00	\$ 4,666
	31190	Routes 605, 002, 005: In Various Cities, From Orange County Line To Route 210; Also On Route 2 At The Tmc (Pm R18.7) And Route 5 (Pm 6.8). Upgrade Transportation Management System.	21-00	\$ 17,159
	31200	Route 110: In The Cities Of San Pedro, Carson, Gardena And Los Angeles, From Gaffey Street To Route 5; Also On Route 2 At The Tmc Building (Pm 18.7), Route 5 At Route 10 Interchange (Pm 16.9) And Route 405 At Route 105 Interchange (Pm 21.3). Upgrade And	21-00	\$ 40,822
	32710	Route 999 (Various): In And Near The City Of Los Angeles, From Eb Route 60/5 Separation To Route 605; Also On Route 2 (Pm R18.7), Route 5 (Pm 6.8), Route 10 (Pm 18.3), And Route 605 (Pm 20.2). Upgrade The Existing Transportation Management System (Tms) E	21-00	\$ 1,103
	32720	Route 999 (Various): In And Near Santa Monica, From Lincoln Boulevard To Mcclure Tunnel; Also On Route 10 (Pm 2.1/18.3), Route 2 (Pm R18.7), Route 101 (Pm 11.8), And Route 105 (Pm R1.95). Upgrade The Existing Transportation Management System (Tms) Elemen	21-00	\$ 3,741

**FTIP ID** FTIP ID: LALS06 , 999 - 0.0 / 0.0 - Route 999: Grouped Projects For Safety Improvements - SHOPP Mobility Program. Projects  
**LALS06** Are Consistent With 40 CFR Part 93.126 Exempt Tables 2 And Table 3 Categories

DISTRICT 7 (Los Angeles County) - 2021 FTIP - MPO: SCAG  
 CYCLE: 20/21 - 23/24  
 FTIP AMENDMENT#: 21-00 [PROJECT LISTING]

FUND NAME	EA	PROJECT LOCATION/DESCRIPTION	FTIP AMENDMENT	2020/21	2021/22	2022/23	2023/24
SHOPPAC-P	32880	Route 005: In Los Angeles County, In City Of Santa Clarita, From 0.4 Mile North Of Rye Canyon Road To 1.4 Miles South Of Route 5/126 Interchange. Replace Office Structure And Inspection Enclosure And Upgrade Floor Slab Lighting With Led Lighting.	21-00	\$ 2,570			
	33500	Route 999 (Various): In Los Angeles County, On Route 110 From Gaffey Street To Route 405; Also On Route 210 (Pm R0.0/R35.8), Route 605 (Pm 19.9/26.0), Route 710 (Pm 5.0/9.4) And Route 2 (Pm R18.7). Install Wireless Bluetooth™ Detection System To Monitor	21-00	\$ 240			
	33520	Route 110: In Los Angeles County, In The Cities Of Pasadena And South Pasadena, At The Fair Oaks Avenue Northbound Offramp. Widen Ramp From Two Lanes To Four Lanes - City Of South Pasadena Will Aaa The Project.	21-00	\$ 1,400			
	33780	Route 999 (Various): In Los Angeles County, From Routes 5/10 To Route 405, Route 2 At Route 134 (Pm R18.7) And Route 10 At Route 5/10 (Pm 18.3). Upgrade Transportation Management System (Tms) Elements Including Closed Circuit Television (Cctv) Cameras, R	21-00	\$ 3,608			
	33790	Route 999 (Various): In The City Of Los Angeles, On Route 134 From Route 170 To Routes 210/710; Also On Route 2 At Route 134 (Pm R18.7), On Route 10 At Routes 5/10 (Pm 18.3), And On Route 101 Near Pleasant Valley Road (Pm 11.8). Upgrade Transportation Ma	21-00	\$ 3,448			
	33860	Route 999 (Various): In And Near Carson, On Route 91 From Route 110 To Orange County Line; Also On Route 2 (Pm R18.7), Route 5 (Pm 6.8), Route 405 (Pm 21.1). Upgrade The Existing Transportation Management System (Tms) Elements To Improve Traffic Monitori	21-00	\$ 3,291			
	34040	Route 999 (Various): In Los Angeles County In Various Cities On Route 5 Between Lakewood Blvd (Sr 19) And Avenue 26, Other Various Routes And Locations, And Various Transportation Management Center Hubs. Repair And Rehabilitate The Rms, Vds And Communica	21-00	\$ 31,527			
	34050	Route 999 (Various): In Los Angeles County In Various Cities On Route 10 Between Caesar Chavez Avenue And Indian Hill Blvd, Other Various Routes And Locations, And Various Transportation Management Center Hubs. Repair And Rehabilitate The Rms, Vds, And T	21-00	\$ 21,527			
	34060	Route 999 (Various): In Los Angeles And Ventura Counties In Various Cities On Route 2 Between Riverside Drive And Stonecrest Drive, Other Various Routes And Locations, And Various Transportation Management Center Hubs. Repair And Rehabilitate The Rms, Vd	21-00	\$ 26,091			
<b>SHOPPAC-P TOTAL</b>				<b>\$ 185,368</b>			
<b>FY TOTAL</b>				<b>\$ 222,694</b>	<b>\$ 39,290</b>	<b>\$ -</b>	<b>\$ -</b>
<b>GRAND TOTAL</b>				<b>\$</b>			<b>261,984</b>

**FTIP ID** FTIP ID: LALS07 , 999 - 0.0 / 0.0 - Route 999: Grouped Projects For Safety Improvements - SHOPP Mandates Program. Projects  
**LALS07** Are Consistent With 40 CFR Part 93.126 Exempt Tables 2 And 3 Categories

DISTRICT 7 (Los Angeles County) - 2021 FTIP - MPO: SCAG  
 CYCLE: 20/21-23/24  
 FTIP AMENDMENT#: 21-00 [PROJECT LISTING]

FUND NAME	EA	PROJECT LOCATION/DESCRIPTION	FTIP AMENDMENT	2020/21	2021/22	2022/23	2023/24
SHOPPAC	30651	Route 066: In La Verne And Pomona, From Baseline Road To Towne Avenue. Construct And Upgrade Curb Ramps And Sidewalks To Comply With Ada Standards.	21-00		\$ 3,311		
	30661	Route 213: In The Cities Of Rancho Palos Verdes, Lomita And Los Angeles, From W 25Th Street To W Carson Street At Various Locations. Upgrade Curb Ramps, Sidewalks And Driveways To Meet Ada Standards.	21-00		\$ 5,813		
	30702	Route 107: In Torrance, From Route 1 To Redondo Beach Boulevard. Construct Curb Ramps And Reconstruct Driveways/Sidewalks To Meet Ada Standards.	21-00		\$ 4,300		
	31950	Route 999 (Various): In Los Angeles County, In Cities Of Claremont And Pomona, From East Of N. Orange Grove Avenue Undercrossing To East Of S. Indian Hill Blvd Undercrossing; Also On Route 71 From North Of 9Th Street To South Of Route 60/71 Interchange.	21-00	\$ 13,694			
	32010	Route 101: In Los Angeles County, In the city of Los Angeles, from Routes 5/10/60/101 Interchange to Figueroa Street. Plant vegetation an install supporting irrigation system to stabilize soil.	21-00		\$ 3,680		
	32020	Route 405: In Los Angeles County, In The Cities Of Los Angeles, Van Nuys, And San Fernando, From Burbank Boulevard To Route 5/405 Separation. Plant Vegetation, Install Irrigation, Concrete Paving, Rock Blankets And Mats.	21-00	\$ 5,082			
	32040	Route 060: In Los Angeles County, In And Near South El Monte, Industry, Hacienda Heights, And Rowland Heights, From Peck Road To Nogales Street. Construct And Install Stormwater Quality Bmps.	21-00	\$ 12,362			
	32080	Route 164: In Los Angeles County, In The Cities Of Whittier, South El Monte And Rosemead, From Gallatin Road To Rudell Underpass. Upgrade Curb Ramps, Sidewalks And Pathways To Meet Current Ada Standards.	21-00	\$ 916	\$ 9,469		
	32150	Route 605: In Los Angeles County, In Various Cities, From Orange County Line To Route 5. Construct Stormwater Treatment Bmps Including Biofiltration Swales/Strips, Detention Basin, Mvps And Install Infiltration Devices.	21-00	\$ 3,280	\$ 18,626		
	32200	Route 118: In Los Angeles County, In The City Of Los Angeles, From Arleta Avenue To Route 210. Construct Stormwater Treatment Bmps.	21-00	\$ 4,250	\$ 15,550		
	32260	Route 210: In Los Angeles County, In City Of Glendora, At Various Locations From 0.2 Mile East Of S. Barranca Avenue Overcrossing To 0.1 Mile West Of Amelia Avenue Undercrossing. Construct And Install Various Stormwater Treatment Bmps Including Biofiltra	21-00		\$ 9,940		
	32310	Route 210: In Los Angeles County, In And Near City Of Azusa, From 0.1 Mile East Of Highland Avenue Undercrossing To South Citrus Avenue Overcrossing. Construct And Install Stormwater Treatment Bmps Including Biofiltration Swales And Austin Vault Sand Fil	21-00		\$ 13,180		
	32330	Route 060: In Los Angeles County, In And Near Pomona, From Phillips Ranch Road To Reservoir Street. Construct And Install Stormwater Treatment Bmps Including Biofiltration Swales/Strips, Detention Basin And Media Filters.	21-00	\$ 8,473			
	32500	Route 060: In Los Angeles County, In And Near Diamond Bar, From Fullerton Road To Diamond Bar Boulevard. Construct And Install Stormwater Treatment Bmps Including Biofiltration Swales/Strips And Gsrds.	21-00	\$ 7,431			
	32530	Route 118: In Los Angeles County, In The Cities Of Granada Hills And Porter Ranch, From Topango Canyon Boulevard To Sepulveda Boulevard. Construct And Install Stormwater Treatment Bmps Including Biofiltration Swales/Strips, Detention Basin, Media Filters	21-00	\$ 11,300			
	32680	Route 210: In Los Angeles County, In La Crescenta And La Canada Flintridge, From West Of Sunland Boulevard To Baseline Road, Near The San Bernardino County Line. Reconstruct Curb Ramps To Meet Ada Standards, Install Accessible Pedestrian Signals, Relocat	21-00		\$ 25,028		
	32850	Route 210: In Los Angeles County, In And Near City Of La Verne, At Various Locations From 0.4 Mile East Of S. Lone Hill Avenue Undercrossing To 0.2 Mile West Of Base Line Road Overcrossing. Construct Stormwater Treatment Bmps Including Gsrds, Biofiltrati	21-00		\$ 10,359		
	33180	Route 710: In Los Angeles County, In The City Of Los Angeles, From 3Rd Street To Route 10 Interchange. Install Irrigation Systems And Plant Vegetation To Stabilize Soil.	21-00	\$ 1,300	\$ 4,686		
	33200	Route 999 (Various): In Los Angeles County, In The City Of Los Angeles, From Bundy Drive Undercrossing To Sepulveda Boulevard Undercrossing; Also On Route 405 From Olympic Boulevard To National Boulevard Undercrossing. Install Irrigation System And Plant	21-00		\$ 2,319		

**FTIP ID** FTIP ID: LALS07 , 999 - 0.0 / 0.0 - Route 999: Grouped Projects For Safety Improvements - SHOPP Mandates Program. Projects  
**LALS07** Are Consistent With 40 CFR Part 93.126 Exempt Tables 2 And 3 Categories

DISTRICT 7 (Los Angeles County) - 2021 FTIP - MPO: SCAG  
 CYCLE: 20/21-23/24  
 FTIP AMENDMENT#: 21-00 [PROJECT LISTING]

FUND NAME	EA	PROJECT LOCATION/DESCRIPTION	FTIP AMENDMENT	2020/21	2021/22	2022/23	2023/24
SHOPPAC	33310	Route 072: In Los Angeles County, In Whittier, From Valley Home Avenue To Esperanza Avenue. Construct And Upgrade Curb Ramps, Sidewalks, Driveways, Pedestrian Pathways, Class Iii Bikeway Lanes, Accessible Pedestrian Signals And Push Button To Meet Curren	21-00	\$ 8,600	\$ 8,981		
	33370	Route 138: In Los Angeles County, In City Of Palmdale, From Route 14 Junction (South) To Avenue T. Upgrade Curb Ramps, Traffic Signals And Sidewalks To Meet Current Standards.	21-00		\$ 12,313		
	33610	Route 605: In Los Angeles County, In And Near City Of Santa Fe Springs, From Santa Ana Freeway Undercrossing To 0.1 Mile North Of Rose Hills Road Overcrossing. Install Stormwater Treatment Bmps.	21-00		\$ 11,674		
	33930	Route 605: In Los Angeles County, Near City Of El Monte, At Various Locations, From 0.1 Mile South Of Peck Road Overcrossing To 0.1 Mile North Of Valley Boulevard Undercrossing. Construct And Install Stormwater Treatment Bmps Including Biofiltration Swal	21-00		\$ 16,317		
	33940	Route 605: In Los Angeles County, Near City Of El Monte, From 0.2 Mile South Of Route 10 To 0.2 Mile North Of Route 210. Construct And Install Stormwater Treatment Bmps Including Biofiltration Swales/Strips, Gsrds And A Design Pollution Prevention Infiltr	21-00		\$ 19,584		
	34380	Route 001: In Los Angeles County Near Carson, At Texaco Railroad Overhead Bridge No. 53-2152. Construct Soldier Pile Retaining Walls To Replace Existing Deteriorated Crib Walls.	21-00		\$ 9,370		
<b>FY TOTAL</b>				<b>\$ 76,688</b>	<b>\$ 204,500</b>	<b>\$ -</b>	<b>\$ -</b>
<b>SHOPPAC TOTAL</b>				<b>\$</b>			<b>281,188</b>

FUND NAME	EA	PROJECT LOCATION/DESCRIPTION	FTIP AMENDMENT	2020/21
SHOPPAC-P	23830	Route 110: In The City Of Los Angeles, From 120Th Street To 3Rd Street At Various Locations. Construct Gross Solid Removal Devices, Biofiltration Devices, And Detention Basin.	21-00	\$ 16,222
	25940	Route 210: Near Sylmar, San Fernando And Sunland, From Route 5 To Wheatland Avenue. Construct Storm Water Treatment Best Management Practices To Reduce Trash Total Maximum Daily Load (Tmdl).	21-00	\$ 22,776
	26080	Route 010: In The Cities Of Los Angeles, Alhambra, El Monte, Monterey Park And Rosemead, From Central Avenue To Cogswell Road; Also On Route 405 From Cherry Avenue To South Alameda Street (Pm 4.8/8.5). Construct Storm Water Treatment Best Management Prac	21-00	\$ 36,863
	27610	Route 110: In The Cities Of Los Angeles And Carson, From L Street To 223Rd Street. Construct Storm Water Treatment Best Management Practices.	21-00	\$ 14,676
	28830	Route 002: In Los Angeles County In Various Cities On Routes 60, 66, 164 And 210 At Various Locations. Construct And Install Storm Water Treatment Best Management Practices.	21-00	\$ 12,577
	30170	Route 210: In The Cities Of Monrovia, Duarte, Irwindale And Azusa, From Myrtle Avenue To Azusa Avenue. Stabilize Soil And Erosion Control.	21-00	\$ 6,307
	30440	Route 710: In East Los Angeles, From Route 5 To North Of Floral Drive; Also On Route 60 (Pm R2.9/R3.8), From West Of Marina Avenue Pedestrian Overcrossing To Mednick Avenue. Stabilize Soil And Erosion Control.	21-00	\$ 6,179
	30490	Route 001: In Various Cities, From Calle Mayor To Ventura County Line; Also On Routes 23 And 27, At Various Locations. Construct Storm Water Treatment Best Management Practices.	21-00	\$ 10,081
	30650	Route 066: In La Verne And Pomona, From Baseline Road To Towne Avenue. Construct And Upgrade Curb Ramps And Sidewalks To Comply With Ada Standards.	21-00	\$ 6,300
	30651	Route 066: In La Verne And Pomona, From Baseline Road To Towne Avenue. Construct And Upgrade Curb Ramps And Sidewalks To Comply With Ada Standards.	21-00	\$ 1,350
	30660	Route 213: In The Cities Of Rancho Palos Verdes, Lomita And Los Angeles, From W 25Th Street To W Carson Street At Various Locations. Upgrade Curb Ramps, Sidewalks And Driveways To Meet Ada Standards.	21-00	\$ 8,900
	30661	Route 213: In The Cities Of Rancho Palos Verdes, Lomita And Los Angeles, From W 25Th Street To W Carson Street At Various Locations. Upgrade Curb Ramps, Sidewalks And Driveways To Meet Ada Standards.	21-00	\$ 2,400
	30701	Route 107: In Torrance, From Route 1 To Redondo Beach Boulevard. Construct Curb Ramps And Reconstruct Driveways/Sidewalks To Meet Ada Standards.	21-00	\$ 11,450

**FTIP ID** FTIP ID: LALS07 , 999 - 0.0 / 0.0 - Route 999: Grouped Projects For Safety Improvements - SHOPP Mandates Program. Projects  
**LALS07** Are Consistent With 40 CFR Part 93.126 Exempt Tables 2 And 3 Categories

DISTRICT 7 (Los Angeles County) - 2021 FTIP - MPO: SCAG  
 CYCLE: 20/21-23/24  
 FTIP AMENDMENT#: 21-00 [PROJECT LISTING]

FUND NAME	EA	PROJECT LOCATION/DESCRIPTION	FTIP AMENDMENT	2020/21	2021/22	2022/23	2023/24
SHOPPAC-P	30702	Route 107: In Torrance, From Route 1 To Redondo Beach Boulevard. Construct Curb Ramps And Reconstruct Driveways/Sidewalks To Meet Ada Standards.	21-00	\$ 974			
	31140	Route 101: In The City Of Los Angeles, From Beaudry Avenue To Hollywood Boulevard. Stabilize Soil And Erosion Control.	21-00	\$ 7,299			
	31160	Route 134: In And Near Burbank, From Bob Hope Drive To Victory Boulevard/Riverside Drive. Stabilize Soil And Erosion Control.	21-00	\$ 4,956			
	31230	Route 014: In And Near Santa Clarita, From North Of Sierra Highway To South Of Soledad Canyon Road, At Various Locations. Install Storm Water Mitigation Devices.	21-00	\$ 16,903			
	31250	Route 005: Near Gorman, From Route 138 To South Of Frazier Mountain Park Road, At Various Locations. Install Storm Water Mitigation Devices.	21-00	\$ 16,338			
	31260	Route 005: Near Gorman, From North Of Vista Del Lago Road To Route 138, At Various Locations. Construct Storm Water Mitigation Devices.	21-00	\$ 13,951			
	31280	Route 014: Near Santa Clarita And Palmdale At Various Locations, From South Of Soledad Canyon Road To South Of Mountain Spring Road. Install Storm Water Mitigation Devices.	21-00	\$ 10,758			
	31740	Route 105: In Willowbrook And Lynwood, From Main Street To Mona Boulevard. Storm Water Mitigation Including Planting Of Vegetation And The Installation Of Irrigation Systems. (G13 Contingency Project)	21-00	\$ 5,609			
	31770	Route 001: In Los Angeles And Ventura Counties, On Various Routes, At Various Locations. Stabilize Soil And Erosion Control.	21-00	\$ 4,182			
	31950	Route 999 (Various): In Los Angeles County, In Cities Of Claremont And Pomona, From East Of N. Orange Grove Avenue Undercrossing To East Of S. Indian Hill Blvd Undercrossing; Also On Route 71 From North Of 9Th Street To South Of Route 60/71 Interchange.	21-00	\$ 4,400			
	32010	Route 101: In Los Angeles County, In the city of Los Angeles, from Routes 5/10/60/101 Interchange to Figueroa Street. Plant vegetation an install supporting irrigation system to stabilize soil.	21-00	\$ 1,480			
	32020	Route 405: In Los Angeles County, In The Cities Of Los Angeles, Van Nuys, And San Fernando, From Burbank Boulevard To Route 5/405 Separation. Plant Vegetation, Install Irrigation, Concrete Paving, Rock Blankets And Mats.	21-00	\$ 2,200			
	32040	Route 060: In Los Angeles County, In And Near South El Monte, Industry, Hacienda Heights, And Rowland Heights, From Peck Road To Nogales Street. Construct And Install Stormwater Quality Bmps.	21-00	\$ 4,406			
	32080	Route 164: In Los Angeles County, In The Cities Of Whittier, South El Monte And Rosemead, From Gallatin Road To Rudell Underpass. Upgrade Curb Ramps, Sidewalks And Pathways To Meet Current Ada Standards.	21-00	\$ 4,184			
	32150	Route 605: In Los Angeles County, In Various Cities, From Orange County Line To Route 5. Construct Stormwater Treatment Bmps Including Biofiltration Swales/Strips, Detention Basin, Mvps And Install Infiltration Devices.	21-00	\$ 1,450			
	32200	Route 118: In Los Angeles County, In The City Of Los Angeles, From Arleta Avenue To Route 210. Construct Stormwater Treatment Bmps.	21-00	\$ 4,000			
	32260	Route 210: In Los Angeles County, In City Of Glendora, At Various Locations From 0.2 Mile East Of S. Barranca Avenue Overcrossing To 0.1 Mile West Of Amelia Avenue Undercrossing. Construct And Install Various Stormwater Treatment Bmps Including Biofiltra	21-00	\$ 4,546			
	32310	Route 210: In Los Angeles County, In And Near City Of Azusa, From 0.1 Mile East Of Highland Avenue Undercrossing To South Citrus Avenue Overcrossing. Construct And Install Stormwater Treatment Bmps Including Biofiltration Swales And Austin Vault Sand Fil	21-00	\$ 4,915			
	32330	Route 060: In Los Angeles County, In And Near Pomona, From Phillips Ranch Road To Reservoir Street. Construct And Install Stormwater Treatment Bmps Including Biofiltration Swales/Strips, Detention Basin And Media Filters.	21-00	\$ 4,155			
	32500	Route 060: In Los Angeles County, In And Near Diamond Bar, From Fullerton Road To Diamond Bar Boulevard. Construct And Install Stormwater Treatment Bmps Including Biofiltration Swales/Strips And Gsrds.	21-00	\$ 3,156			
	32530	Route 118: In Los Angeles County, In The Cities Of Granada Hills And Porter Ranch, From Topango Canyon Boulevard To Sepulveda Boulevard. Construct And Install Stormwater Treatment Bmps Including Biofiltration Swales/Strips, Detention Basin, Media Filters	21-00	\$ 5,070			

**FTIP ID** FTIP ID: LALS07 , 999 - 0.0 / 0.0 - Route 999: Grouped Projects For Safety Improvements - SHOPP Mandates Program. Projects  
**LALS07** Are Consistent With 40 CFR Part 93.126 Exempt Tables 2 And 3 Categories

DISTRICT 7 (Los Angeles County) - 2021 FTIP - MPO: SCAG  
 CYCLE: 20/21-23/24  
 FTIP AMENDMENT#: 21-00 [PROJECT LISTING]

FUND NAME	EA	PROJECT LOCATION/DESCRIPTION	FTIP AMENDMENT	2020/21	2021/22	2022/23	2023/24
SHOPPAC-P	32680	Route 210: In Los Angeles County, In La Crescenta And La Canada Flintridge, From West Of Sunland Boulevard To Baseline Road, Near The San Bernardino County Line. Reconstruct Curb Ramps To Meet Ada Standards, Install Accessible Pedestrian Signals, Relocat	21-00	\$ 1,400			
	32850	Route 210: In Los Angeles County, In And Near City Of La Verne, At Various Locations From 0.4 Mile East Of S. Lone Hill Avenue Undercrossing To 0.2 Mile West Of Base Line Road Overcrossing. Construct Stormwater Treatment Bmps Including Gsrds, Biofiltrati	21-00	\$ 4,661			
	33180	Route 710: In Los Angeles County, In The City Of Los Angeles, From 3Rd Street To Route 10 Interchange. Install Irrigation Systems And Plant Vegetation To Stabilize Soil.	21-00	\$ 600			
	33200	Route 999 (Various): In Los Angeles County, In The City Of Los Angeles, From Bundy Drive Undercrossing To Sepulveda Boulevard Undercrossing; Also On Route 405 From Olympic Boulevard To National Boulevard Undercrossing. Install Irrigation System And Plant	21-00	\$ 1,567			
	33310	Route 072: In Los Angeles County, In Whittier, From Valley Home Avenue To Esperanza Avenue. Construct And Upgrade Curb Ramps, Sidewalks, Driveways, Pedestrian Pathways, Class Iii Bikeway Lanes, Accessible Pedestrian Signals And Push Button To Meet Curren	21-00	\$ 900			
	33370	Route 138: In Los Angeles County, In City Of Palmdale, From Route 14 Junction (South) To Avenue T. Upgrade Curb Ramps, Traffic Signals And Sidewalks To Meet Current Standards.	21-00	\$ 5,891			
	33470	Route 164: In Los Angeles County, In And Near City Of South El Monte, On Rosemead Boulevard (Sr-164) From Gallatin Road To Rush Street. Relinquishment Financial Contribution Only To The County Of Los Angeles.	21-00	\$ 1,500			
	33610	Route 605: In Los Angeles County, In And Near City Of Santa Fe Springs, From Santa Ana Freeway Undercrossing To 0.1 Mile North Of Rose Hills Road Overcrossing. Install Stormwater Treatment Bmps.	21-00	\$ 5,197			
	33930	Route 605: In Los Angeles County, Near City Of El Monte, At Various Locations, From 0.1 Mile South Of Peck Road Overcrossing To 0.1 Mile North Of Valley Boulevard Undercrossing. Construct And Install Stormwater Treatment Bmps Including Biofiltration Swal	21-00	\$ 4,752			
	33940	Route 605: In Los Angeles County, Near City Of El Monte, From 0.2 Mile South Of Route 10 To 0.2 Mile North Of Route 210. Construct And Install Stormwater Treatment Bmps Including Biofiltration Swales/Strips, Gsrds And A Design Pollution Prevention Infiltr	21-00	\$ 5,784			
	33960	Route 605: In Los Angeles County, Near City Of El Monte, At Various Locations, From 0.1 Mile South Of Peck Road Overcrossing To 0.1 Mile North Of Valley Boulevard Undercrossing. Construct And Install Stormwater Treatment Bmps Including Biofiltration Swal	21-00	\$ 1,500			
	34380	Route 001: In Los Angeles County Near Carson, At Texaco Railroad Overhead Bridge No. 53-2152. Construct Soldier Pile Retaining Walls To Replace Existing Deteriorated Crib Walls.	21-00	\$ 5,421			
<b>SHOPPAC-P TOTAL</b>				<b>\$ 320,186</b>			
<b>FY TOTAL</b>				<b>\$ 396,874</b>	<b>\$ 204,500</b>	<b>\$ -</b>	<b>\$ -</b>
<b>GRAND TOTAL</b>				<b>\$</b>			<b>601,374</b>

**FTIP ID**  
**LALS08**

FTIP ID: LALS08 , 999 - 0.0 / 0.0 - Route 999: Grouped Projects For Emergency Repair - SHOPP Emergency Response Program. Projects Are Consistent With 40 CFR Part 93.126 Exempt Tables 2 Categories - Repair Damage Caused By Natural Disasters, Civil Unrest, Or Terrorist Acts. This Applies To Damages That Do Not Qualify For Federal Emergency Relief Funds Or To Damages That Qualify For Federal Emergency Relief Funds But Extend Beyond The Federally Declared Disaster Period.

DISTRICT 7 (Los Angeles County) - 2021 FTIP - MPO: SCAG  
CYCLE: 20/21 - 23/24  
FTIP AMENDMENT#: 21-00 [PROJECT LISTING]

FUND NAME	EA	PROJECT LOCATION/DESCRIPTION	FTIP AMENDMENT	2020/21	2021/22	2022/23	2023/24
SHOPPAC	34280	Route 014: In Los Angeles County, In The City Of Santa Clarita, From North Of Newhall Avenue To Placerita Canyon Road. Permanent Restoration Of Sideslope Storm Damage By Constructing Three Retaining Walls To Stabilize Slopes And Prevent Material From Fal	21-00	\$ 35,547			
	34320	Route 405: In Los Angeles County, In The City Of Los Angeles (Granada Hills, Mission Hills, Sylmar), From Rinaldi Street To Route 5. Permanent Restoration Of Eroded Roadway Cutslopes, Modification Of Drainage Systems, And Placement Of Erosion Control Mea	21-00	\$ 19,392			
	35330	Route 110: In The City Of Los Angeles At Third Street Overcrossing Bridge No. 53-0864. Replace Bridge Railing With Concrete Barriers And Upgrade Lighting.	21-00		\$ 6,177		
	4X970	Route 001: In Malibu, South Of Big Rock Drive. Shoreline Embankment Restoration By Installing Rock Slope Protection (Rsp) Armament.	21-00		\$ 10,950		
<b>FY TOTAL</b>				<b>\$ 54,939</b>	<b>\$ 17,127</b>	<b>\$ -</b>	<b>\$ -</b>
<b>SHOPPAC TOTAL</b>				<b>\$</b>	<b>72,066</b>		

FUND NAME	EA	PROJECT LOCATION/DESCRIPTION	FTIP AMENDMENT	2020/21
SHOPPAC-P	32610	Route 047: In San Pedro, At The Park And Ride Lot, Near The Eastbound Harbor Boulevard Off-Ramp. Construct Solder Pile Wall To Stabilize The Existing Eroding Slope And Repair Drainage System.	21-00	\$ 3,131
	33340	Route 001: In Malibu, From Sea Vista Drive To Via Escondido Drive. Construct Tie Back Anchor System And Micro/Sheet Piles On Southbound Side Of Highway And Shoring Wall With Tie Backs On Northbound Side Of Highway To Prevent Further Landslide Distress An	21-00	\$ 15,921
	34280	Route 014: In Los Angeles County, In The City Of Santa Clarita, From North Of Newhall Avenue To Placerita Canyon Road. Permanent Restoration Of Sideslope Storm Damage By Constructing Three Retaining Walls To Stabilize Slopes And Prevent Material From Fal	21-00	\$ 9,635
	34320	Route 405: In Los Angeles County, In The City Of Los Angeles (Granada Hills, Mission Hills, Sylmar), From Rinaldi Street To Route 5. Permanent Restoration Of Eroded Roadway Cutslopes, Modification Of Drainage Systems, And Placement Of Erosion Control Mea	21-00	\$ 4,306
	35330	Route 110: In The City Of Los Angeles At Third Street Overcrossing Bridge No. 53-0864. Replace Bridge Railing With Concrete Barriers And Upgrade Lighting.	21-00	\$ 2,937
	1XE30	Route 999 (Various): In Los Angeles County, At Various Locations. Repair Drainage Systems, Reconstruct Embankments, And Recompact Bridge Abutment Slope.	21-00	\$ 595
	1XE70	Route 107: In Torrance, From Route 1 To Fashion Way. Replace Asphalt Concrete (Ac) Pavement And Overlay, Repair Localized Failed Areas And Slurry Left Turn Pockets In Both Directions.	21-00	\$ 6,850
	1XF00	Route 001: In Long Beach, From 0.1 Mile North Of E Road To 0.3 Mile South Of East O Street. Replace Corroded And Damaged Crib Wall Sections.	21-00	\$ 3,850
	1XF20	Route 002: Near Big Pines, At 0.5 Mile West Of Grassy Hollow Visitor Center. Replace Damaged Drainage Pipe, Fill The Sinkhole And Repair The Pavement.	21-00	\$ 1,100
	1XF60	Route 110: In The City Of Los Angeles, At Northbound Pico Boulevard Offramp. Remove And Replace Damaged Culverts, Replace Curb And Gutter, And Repair Roadway.	21-00	\$ 390
	1XF80	Route 210: In Los Angeles County, In The City Of Los Angeles, From Sundland Boulevard To 0.6 Mile East Of La Tuna Canyon Road. Repair Fire Damaged Facilities.	21-00	\$ 6,335
	1XG10	Route 001: In Los Angeles County, In The City Of Malibu, On Route 1 At Trancas Creek Bridge No. 53-0027. Place Rock Protection Around Spread Footing To Scouring.	21-00	\$ 785
	1XG20	Route 405: In Los Angeles County, In The City Of Los Angeles, On Route 405 From Getty Center Drive To Bel Air Crest Road. Repair Fire Damaged Embankments, Drainage Systems And Place Erosion Control.	21-00	\$ 2,540



**FTIP ID** LALS08  
**LALS08** FTIP ID: LALS08 , 999 - 0.0 / 0.0 - Route 999: Grouped Projects For Emergency Repair - SHOPP Emergency Response Program. Projects Are Consistent With 40 CFR Part 93.126 Exempt Tables 2 Categories - Repair Damage Caused By Natural Disasters, Civil Unrest, Or Terrorist Acts. This Applies To Damages That Do Not Qualify For Federal Emergency Relief Funds Or To Damages That Qualify For Federal Emergency Relief Funds But Extend Beyond The Federally Declared Disaster Period.

DISTRICT 7 (Los Angeles County) - 2021 FTIP - MPO: SCAG  
 CYCLE: 20/21 - 23/24  
 FTIP AMENDMENT#: 21-00 [PROJECT LISTING]

FUND NAME	EA	PROJECT LOCATION/DESCRIPTION	FTIP AMENDMENT	2020/21	2021/22	2022/23	2023/24
SHOPPAC-P	1XG30	Route 999 (Various): In Los Angeles County, In The City Of Los Angeles, In Various Locations. Clean The Drainage Systems From Fire Debris, Stabilize The Fire Damaged Slopes From Post-Fire Erosion And Replace Roadside Damaged Facilities.	21-00	\$ 1,435			
	1XG40	Route 005: In Los Angeles County, In The Cities Of Santa Clarita And Valencia, On Route 5 From Rye Canyon Undercrossing To Hasley Canyon Bridge; Also At Route 5 And Route 126 Interchange. Clean The Drainage Systems From Fire Debris, Stabilize The Fire Da	21-00	\$ 1,505			
	1XG90	Route 005: In Los Angeles County, In The City Of Los Angles, At Route 5 And Route 118 Interchange No. 53-2329G. Remove And Reconstruct Concrete Barrier.	21-00	\$ 475			
	1XJ40	Route 039: Near Azusa, At East Fork Road. Repair Fire Damaged Drainage Systems And Slopes, Replace Guardrail And Signs, And Remove Trees And Debris.	21-00	\$ 965			
	1XJ50	Route 060: In South El Monte, At Peck Road Undercrossing Bridge No. 53-1766. Repair Concrete Bridge Barrier.	21-00	\$ 580			
	4X970	Route 001: In Malibu, South Of Big Rock Drive. Shoreline Embankment Restoration By Installing Rock Slope Protection (Rsp) Armament.	21-00	\$ 4,950			
<b>SHOPPAC-P TOTAL</b>				<b>\$ 68,285</b>			
<b>FY TOTAL</b>				<b>\$ 123,224</b>	<b>\$ 17,127</b>	<b>\$ -</b>	<b>\$ -</b>
<b>GRAND TOTAL</b>				<b>\$</b>			<b>140,351</b>

**FTIP ID**  
**LALS09**

FTIP ID: LALS09 , 999 - 0.0 / 0.0 - Route 999: Grouped Projects for Safety Improvements, Shoulder Improvements, Pavement resurfacing and/or rehabilitation - Minor Program. Projects are consistent with 40 CFR Part 93.126 Exempt Tables 2 and Table 3 categories - RR/HWY crossing, Safer non-Fed Aid sys rds, shlder improv, traffic control devices & operating assistance other than signalizPavement resurfacing and/or rehabilitation.

DISTRICT 7 (Los Angeles County) - 2021 FTIP - MPO: SCAG  
CYCLE: 20/21 - 23/24  
FTIP AMENDMENT#: 21-00 [PROJECT LISTING]

FUND NAME	EA	PROJECT LOCATION/DESCRIPTION	FTIP AMENDMENT	2020/21	2021/22	2022/23	2023/24
SHOPPAC-P	4P240	Route 010: In city of San Gabriel, at San Gabriel Electrical Maintenance Station. Remodel existing building to meet the current California Building Code.	21-00	\$ 1,070			
	4V010	Route 001: In Malibu, near Corral Canyon. Install pedestrian signal crossing, hybrid beacon.	21-00	\$ 910			
	4V020	Route 213: In San Pedro, at Crestwood Street. Traffic signal improvement.	21-00	\$ 974			
	4V030	Route 090: In Culver City, Route 90 on/offramp at Culver Boulevard. Signal improvement, protected left turn lane.	21-00	\$ 1,220			
	4V060	Route 210: In Duarte, at westbound offramp to Central Avenue and Buena Vista Street. Install traffic signal system.	21-00	\$ 1,195			
	4V080	Route 019: In Downey, Century Boulevard and Gardendale Street. Relinquishment. Financial Contribution Only.	21-00	\$ 840			
	4V090	Route 710: In Los Angeles, northbound Route 710 along Laguna regulation basin. Install Midwest Guardrail System (MGS).	21-00	\$ 1,250			
	4V140	Route 213: In Los Angeles, at intersection of Route 213 and 242nd Place. Install traffic signal and Americans with Disabilities Act (ADA) curb ramps.	21-00	\$ 960			
<b>SHOPPAC-P TOTAL</b>				<b>\$ 8,419</b>	<b>\$ -</b>	<b>\$ -</b>	<b>\$ -</b>
<b>GRAND TOTAL</b>				<b>\$</b>			<b>8,419</b>

THIS PAGE INTENTIONALLY LEFT BLANK.

**ORANGE  
COUNTY**

THIS PAGE INTENTIONALLY LEFT BLANK.

## 2018/19-2023/24 Highway Bridge Program

See the appropriate FTIP/FSTIP for current funding commitments. This listing provides VERY detailed backup information to support the lump sum amounts programmed in the FTIP.

11/1/2019, 11:27 AM

- Notes:
- 1) This list provides a very detailed history of how a project's programming has changed over time.
  - 2) Summary, project level, grouped backup lists are available on the local assistance web site:  
[http://www.dot.ca.gov/hq/LocalPrograms/hbrr99/HBP\\_FSTIP.html](http://www.dot.ca.gov/hq/LocalPrograms/hbrr99/HBP_FSTIP.html)
  - 3) Financial constraint of LOCAL matching funds (including regional STIP funds) and LOCAL Advance Construction (AC) is the responsibility of the MPOs and their local agencies.
  - 4) Some projects show that they are programmed using State STP funds. These funds are HBP funds transferred to the STP for bridge work that is not ordinarily eligible for HBP funds. See the HB Program Guidelines for details. Do not confuse these STP funds with Regional STP funds.
  - 5) Corrections to this report should be addressed to the District Local Assistance Engineer:  
<http://www.dot.ca.gov/hq/LocalPrograms/dlae.htm>

Note id: 31

# 2018/19-2023/24 Highway Bridge Program

#21-00 ORA ORA020501\_HBP

See the appropriate FTIP/FSTIP for current funding commitments. This listing provides VERY detailed backup information to support the lump sum amounts programmed in the FTIP.

District: 12 County: Orange

Responsible Agency	Prior	18/19	19/20	20/21	21/22	22/23	23/24	Beyond	Total
--------------------	-------	-------	-------	-------	-------	-------	-------	--------	-------

Anaheim BRIDGE NO. PM00121, Bridge Preventive Maintenance Program (BPMP), various bridges in the City of Anaheim. See Caltrans Local Assistance HBP web site for backup list of bridges.

Fed Proj: BPMPL-5055(175)

Phase Summary:	Prior	18/19	19/20	20/21	21/22	22/23	23/24	Beyond	Total
PE	278,140								278,140
R/W									
CON				1,149,002					1,149,002
<b>Total</b>	<b>278,140</b>			<b>1,149,002</b>					<b>1,427,142</b>

Fund Source Summary:	Prior	18/19	19/20	20/21	21/22	22/23	23/24	Beyond	Total
Fed \$	246,237			1,017,211					1,263,449
Local Match	31,903			131,791					163,693
LSSRP Bond									
Local AC									
<b>Total</b>	<b>278,140</b>			<b>1,149,002</b>					<b>1,427,142</b>

PE Summary:	Prior	18/19	19/20	20/21	21/22	22/23	23/24	Beyond	Total
Fed \$	246,237								246,237
Local Match	31,903								31,903
LSSRP Bond									
Local AC									
<b>Total</b>	<b>278,140</b>								<b>278,140</b>

Phase Funding Details:

Proj id	Funds Src	Phase	Prior	18/19	19/20	20/21	21/22	22/23	23/24	Beyond	Total
4265	HBP	PE	63,866								63,866
	Local Match		8,274								8,274
Fed. Reimb. Rate: 88.53% 1/23/2018 Linda Newton: Added PE funding to match revised BPMP Plan List.										<b>Total:</b>	72,140
4265	HBP	PE	130,803								130,803
	Local Match		16,947								16,947
Fed. Reimb. Rate: 88.53% 10/22/2015 DLA-Admin: Funding updated to match revised BPMP Plan list.										<b>Total:</b>	147,750
4265	HBP	PE	51,569								51,569
	Local Match		6,681								6,681
Fed. Reimb. Rate: 88.53% 1/28/2015 Linda Newton: New eligible BPMP project list.										<b>Total:</b>	58,250

## 2018/19-2023/24 Highway Bridge Program

#21-00 ORA ORA020501\_HBP

See the appropriate FTIP/FSTIP for current funding commitments. This listing provides VERY detailed backup information to support the lump sum amounts programmed in the FTIP.

District: 12 County: Orange

Responsible Agency	Prior	18/19	19/20	20/21	21/22	22/23	23/24	Beyond	Total
<b>CON Summary:</b>	Prior	18/19	19/20	20/21	21/22	22/23	23/24	Beyond	Total
Fed \$				1,017,211					1,017,211
Local Match				131,791					131,791
LSSRP Bond									
Local AC									
Total				1,149,002					1,149,002

**Phase Funding Details:**

Proj id	Funds Src	Phase	Prior	18/19	19/20	20/21	21/22	22/23	23/24	Beyond	Total
4265	HBP	CON			-1,017,211	1,017,211					
	Local Match				-131,791	131,791					
Fed. Reimb. Rate: 88.53%      3/29/2018 DLA-Admin: Not ready to ad within 6 months. CON funds moved from FFY 19/20 to 20/21. Action taken to financially constrain the FTIP (PUSH). Attempt will be made to program this project in year shown.										Total:	
4265	HBP	CON			469,937						469,937
	Local Match				60,885						60,885
Fed. Reimb. Rate: 88.53%      1/23/2018 Linda Newton: Added CON funding to match revised BPMP Plan List.										Total:	530,822
4265	HBP	CON		-547,275		547,275					
	Local Match			-70,905		70,905					
Fed. Reimb. Rate: 88.53%      3/18/2017 DLA-Admin: Not ready to ad within 6 months. CON funds moved from FFY 17/18 to 19/20. NEPA not yet clear.										Total:	
4265	HBP	CON		392,569							392,569
	Local Match			50,861							50,861
Fed. Reimb. Rate: 88.53%      10/22/2015 DLA-Admin: Funding updated to match revised BPMP Plan list.										Total:	443,430
4265	HBP	CON		154,706							154,706
	Local Match			20,044							20,044
Fed. Reimb. Rate: 88.53%      2/25/2015 Linda Newton: New eligible BPMP project. list.										Total:	174,750



# 2018/19-2023/24 Highway Bridge Program

#21-00 ORA ORA020501\_HBP

See the appropriate FTIP/FSTIP for current funding commitments. This listing provides VERY detailed backup information to support the lump sum amounts programmed in the FTIP.

District: 12      County: Orange

Responsible Agency	Prior	18/19	19/20	20/21	21/22	22/23	23/24	Beyond	Total
--------------------	-------	-------	-------	-------	-------	-------	-------	--------	-------

Huntington Beach

BRIDGE NO. 55C0258, GILBERT DR OVER SHELTER CHANNEL, 0.4 MI E/O ADMIRALTY DR. Preventative Maintenance project to replace bearing, repair steel girders, paint structural steel, polyester overlay. 4/5/2010: Toll Credits programmed for PE & Con.

Fed Proj:

Phase Summary:	Prior	18/19	19/20	20/21	21/22	22/23	23/24	Beyond	Total
PE				424,300					424,300
R/W									
CON								2,377,300	2,377,300
<b>Total</b>				424,300				2,377,300	2,801,600

Fund Source Summary:	Prior	18/19	19/20	20/21	21/22	22/23	23/24	Beyond	Total
Fed \$				424,300				2,377,300	2,801,600
Local Match									
LSSRP Bond									
Local AC									
<b>Total</b>				424,300				2,377,300	2,801,600

PE Summary:	Prior	18/19	19/20	20/21	21/22	22/23	23/24	Beyond	Total
Fed \$				424,300					424,300
Local Match									
LSSRP Bond									
Local AC									
<b>Total</b>				424,300					424,300

Phase Funding Details:

Proj id	Funds Src	Phase	Prior	18/19	19/20	20/21	21/22	22/23	23/24	Beyond	Total	
3529	HBP	PE		-424,300		424,300						
		Local Match										
Fed. Reimb. Rate: 100.00%										9/17/2018 Ben Moghadasi: Not ready to ad within 6 months. PE funds moved from FFY 18/19 to 20/21. As requested in September 2018 Survey.		Total: _____
3529	HBP	PE		-424,300		424,300						
		Local Match										
Fed. Reimb. Rate: 100.00%										3/6/2018 Ben Moghadasi: Not ready to ad within 6 months. PE funds moved from FFY 17/18 to 18/19. As requested by agency.		Total: _____
3529	HBP	PE										
		Local Match										
Fed. Reimb. Rate: 100.00%										10/17/2018 DLA-Admin: Fund line failed to deliver. 10/3/2013 Ben Moghadasi: Not ready to ad within 6 months. PE funds moved from FFY 13/14 to 17/18. As requested in September 2013 Survey. 8/25/2019 DLA-Admin: Fundline zeroed out due to FTIP cycle migration: 2016/17-21/22 to 2018/19-23/24. This does not impact funds in the current FTIP cycle.		Total: _____

## 2018/19-2023/24 Highway Bridge Program

#21-00 ORA ORA020501\_HBP

See the appropriate FTIP/FSTIP for current funding commitments. This listing provides VERY detailed backup information to support the lump sum amounts programmed in the FTIP.

District: 12 County: Orange

Responsible Agency	Prior	18/19	19/20	20/21	21/22	22/23	23/24	Beyond	Total
3529 HBP PE Local Match									
Fed. Reimb. Rate: 100.00%	9/24/2012 Ben Moghadasi: Not ready to ad within 6 months. PE funds moved from FFY 12/13 to 13/14. As requested in September 2012 Survey. 8/21/2015 DLA-Admin: Fundline zeroed out due to FTIP cycle migration: 2012/13-17/18 to 2014/15-19/20. This does not impact funds in the current FTIP cycle.							Total:	_____
3529 HBP PE Local Match									
Fed. Reimb. Rate: 88.53%	2/8/2011 Jim Kaufman: This line deletes previous line. 8/21/2015 DLA-Admin: Fundline zeroed out due to FTIP cycle migration: 2012/13-17/18 to 2014/15-19/20. This does not impact funds in the current FTIP cycle.							Total:	_____
3529 HBP PE Local Match									
Fed. Reimb. Rate: 100.00%	2/8/2011 Jim Kaufman: This line corrects the reimbursement ratio in the PE line to 100% 8/21/2015 DLA-Admin: Fundline zeroed out due to FTIP cycle migration: 2012/13-17/18 to 2014/15-19/20. This does not impact funds in the current FTIP cycle.							Total:	_____
3529 HBP PE Local Match									
Fed. Reimb. Rate: 88.53%	10/5/2010 Marnaz Mirfatahi: Agency survey requests the PE funds to move to 12/13. 8/21/2015 DLA-Admin: Fundline zeroed out due to FTIP cycle migration: 2012/13-17/18 to 2014/15-19/20. This does not impact funds in the current FTIP cycle.							Total:	_____
3529 HBP PE Local Match			424,300						424,300
Fed. Reimb. Rate: 100.00%	4/1/2010 DLA-Admin: Reimbursement changed to 100% (Toll Credits). 3/26/2010 Linda Newton: New candidate project. Add PE funds in 11/12							Total:	424,300

CON Summary:	Prior	18/19	19/20	20/21	21/22	22/23	23/24	Beyond	Total
Fed \$								2,377,300	2,377,300
Local Match									
LSSRP Bond									
Local AC									
Total								2,377,300	2,377,300

Phase Funding Details:

Proj id	Funds Src	Phase	Prior	18/19	19/20	20/21	21/22	22/23	23/24	Beyond	Total
3529	HBP	CON								2,377,300	2,377,300
	Local Match										
Fed. Reimb. Rate: 100.00%	4/1/2010 DLA-Admin: Reimbursement changed to 100% (Toll Credits). 3/26/2010 Linda Newton: New candidate project. Add CON funding in beyond.									Total:	2,377,300

# 2018/19-2023/24 Highway Bridge Program

#21-00 ORA ORA020501\_HBP

See the appropriate FTIP/FSTIP for current funding commitments. This listing provides VERY detailed backup information to support the lump sum amounts programmed in the FTIP.

District: 12 County: Orange

Responsible Agency	Prior	18/19	19/20	20/21	21/22	22/23	23/24	Beyond	Total
--------------------	-------	-------	-------	-------	-------	-------	-------	--------	-------

Huntington Beach

BRIDGE NO. 55C0259, DAVENPORT DR OVER WEATHERLY CHANNEL, 0.3 MI W/O SAYBROOK LN. Bridge Preventive Maintenance Project. Replace bearings, repair steel girders, paint steel, deck overlay and patch unsound concrete. 4/5/2010: Toll Credits programmed for PE & Con.

Fed Proj:

Phase Summary:	Prior	18/19	19/20	20/21	21/22	22/23	23/24	Beyond	Total
PE			428,900						428,900
R/W									
CON								2,403,000	2,403,000
<b>Total</b>			428,900					2,403,000	2,831,900

Fund Source Summary:	Prior	18/19	19/20	20/21	21/22	22/23	23/24	Beyond	Total
Fed \$			428,900					2,403,000	2,831,900
Local Match									
LSSRP Bond									
Local AC									
<b>Total</b>			428,900					2,403,000	2,831,900

PE Summary:	Prior	18/19	19/20	20/21	21/22	22/23	23/24	Beyond	Total
Fed \$			428,900						428,900
Local Match									
LSSRP Bond									
Local AC									
<b>Total</b>			428,900						428,900

Phase Funding Details:

Proj id	Funds Src	Phase	Prior	18/19	19/20	20/21	21/22	22/23	23/24	Beyond	Total
3528	HBP	PE			428,900	-428,900					
		Local Match									
Fed. Reimb. Rate: 100.00%										10/24/2019 DLA-Admin: Not ready to ad within 6 months. PE funds moved from FFY 20/21 to 19/20, per project delivery policy.	
										Total:	
3528	HBP	PE			-428,900	428,900					
		Local Match									
Fed. Reimb. Rate: 100.00%										10/24/2019 Bobby Zezoff: Not ready to ad within 6 months. PE funds moved from FFY 19/20 to 20/21. As requested in September 2019 Survey.	
										Total:	
3528	HBP	PE		-428,900	428,900						
		Local Match									
Fed. Reimb. Rate: 100.00%										9/17/2018 Anh Nghiem: Not ready to ad within 6 months. PE funds moved from FFY 18/19 to 19/20. As requested in September 2018 Survey.	
										Total:	

New!

New!

## 2018/19-2023/24 Highway Bridge Program

#21-00 ORA ORA020501\_HBP

See the appropriate FTIP/FSTIP for current funding commitments. This listing provides VERY detailed backup information to support the lump sum amounts programmed in the FTIP.

District: 12 County: Orange

Responsible Agency	Prior	18/19	19/20	20/21	21/22	22/23	23/24	Beyond	Total
3528 HBP PE Local Match	-428,900	428,900							
Fed. Reimb. Rate: 100.00%	3/12/2018 Linda Newton: Not ready to ad within 6 months. PE funds moved from FFY 17/18 to 18/19. Funds not obligated, moved to next fiscal year.							Total:	_____
3528 HBP PE Local Match									
Fed. Reimb. Rate: 100.00%	9/21/2016 Ben Moghadasi: Not ready to ad within 6 months. PE funds moved from FFY 16/17 to 17/18. As requested by agency. 8/25/2019 DLA-Admin: Fundline zeroed out due to FTIP cycle migration: 2016/17-21/22 to 2018/19-23/24. This does not impact funds in the current FTIP cycle.							Total:	_____
3528 HBP PE Local Match									
Fed. Reimb. Rate: 100.00%	10/3/2013 Ben Moghadasi: Not ready to ad within 6 months. PE funds moved from FFY 13/14 to 16/17. As requested in September 2013 Survey. 8/25/2019 DLA-Admin: Fundline zeroed out due to FTIP cycle migration: 2016/17-21/22 to 2018/19-23/24. This does not impact funds in the current FTIP cycle.							Total:	_____
3528 HBP PE Local Match									
Fed. Reimb. Rate: 100.00%	9/24/2012 Ben Moghadasi: Not ready to ad within 6 months. PE funds moved from FFY 12/13 to 13/14. As requested in September 2012 Survey. 8/21/2015 DLA-Admin: Fundline zeroed out due to FTIP cycle migration: 2012/13-17/18 to 2014/15-19/20. This does not impact funds in the current FTIP cycle.							Total:	_____
3528 HBP PE Local Match									
Fed. Reimb. Rate: 100.00%	2/8/2011 Jim Kaufman: PE funds moved from FFY 10/11 to 12/13 per agency survey. 8/21/2015 DLA-Admin: Fundline zeroed out due to FTIP cycle migration: 2012/13-17/18 to 2014/15-19/20. This does not impact funds in the current FTIP cycle.							Total:	_____
3528 HBP PE Local Match									
Fed. Reimb. Rate: 88.53%	2/8/2011 Jim Kaufman: Not ready to ad within 6 months. PE funds moved from FFY 12/13 to 10/11 to correct reimbursement ratio for toll credits. 8/21/2015 DLA-Admin: Fundline zeroed out due to FTIP cycle migration: 2012/13-17/18 to 2014/15-19/20. This does not impact funds in the current FTIP cycle.							Total:	_____
3528 HBP PE Local Match									
Fed. Reimb. Rate: 88.53%	10/5/2010 Marnaz Mirfatahi: This change is based on Agency survey request 8/21/2015 DLA-Admin: Fundline zeroed out due to FTIP cycle migration: 2012/13-17/18 to 2014/15-19/20. This does not impact funds in the current FTIP cycle.							Total:	_____
3528 HBP PE Local Match	428,900								428,900
Fed. Reimb. Rate: 100.00%	4/1/2010 DLA-Admin: Reimbursement changed to 100% (Toll Credits). 3/26/2010 Linda Newton: New Candidate project. Add PE funding in 10/11.							Total:	428,900

# 2018/19-2023/24 Highway Bridge Program

#21-00 ORA ORA020501\_HBP

See the appropriate FTIP/FSTIP for current funding commitments. This listing provides VERY detailed backup information to support the lump sum amounts programmed in the FTIP.

District: 12 County: Orange

Responsible Agency	Prior	18/19	19/20	20/21	21/22	22/23	23/24	Beyond	Total
<b>CON Summary:</b>	Prior	18/19	19/20	20/21	21/22	22/23	23/24	Beyond	Total
Fed \$								2,403,000	2,403,000
Local Match									
LSSRP Bond									
Local AC									
Total								2,403,000	2,403,000

**Phase Funding Details:**

Proj id	Funds Src	Phase	Prior	18/19	19/20	20/21	21/22	22/23	23/24	Beyond	Total
3528	HBP	CON			-2,403,000					2,403,000	
	Local Match										
Fed. Reimb. Rate: 100.00%										10/25/2016 DLA-Admin: Not ready to ad within 6 months. CON funds moved from FFY 19/20 to Beyond. Action taken to financially constrain the FTIP (PUSH). Attempt will be made to program this project in year shown.	
Total: _____											
3528	HBP	CON			2,403,000					-2,403,000	
	Local Match										
Fed. Reimb. Rate: 100.00%										9/21/2016 Ben Moghadasi: Not ready to ad within 6 months. CON funds moved from FFY Beyond to 19/20. As requested by agency.	
Total: _____											
3528	HBP	CON		-2,403,000						2,403,000	
	Local Match										
Fed. Reimb. Rate: 100.00%										10/28/2014 DLA-Admin: Not ready to ad within 6 months. CON funds moved from FFY 17/18 to Beyond. Action taken to financially constrain the FTIP (PUSH). Attempt will be made to program this project in year shown.	
Total: _____											
3528	HBP	CON			2,403,000					-2,403,000	
	Local Match										
Fed. Reimb. Rate: 100.00%										9/18/2014 Ben Moghadasi: Not ready to ad within 6 months. CON funds moved from FFY Beyond to 17/18. As requested in September 2014 Survey.	
Total: _____											
3528	HBP	CON		-2,403,000						2,403,000	
	Local Match										
Fed. Reimb. Rate: 100.00%										11/14/2013 DLA-Admin: Not ready to ad within 6 months. CON funds moved from FFY 17/18 to Beyond. Action taken to financially constrain the FTIP (PUSH). Attempt will be made to program this project in year shown.	
Total: _____											
3528	HBP	CON			2,403,000					-2,403,000	
	Local Match										
Fed. Reimb. Rate: 100.00%										10/3/2013 Ben Moghadasi: Not ready to ad within 6 months. CON funds moved from FFY Beyond to 17/18. As requested in September 2013 Survey.	
Total: _____											
3528	HBP	CON		-2,403,000						2,403,000	
	Local Match										
Fed. Reimb. Rate: 100.00%										4/5/2010 DLA-Admin: Not ready to ad within 6 months. CON funds moved from FFY 13/14 to Beyond. Action taken to financially constrain the FTIP (PUSH). Attempt will be made to program this project in year shown.	
Total: _____											

## 2018/19-2023/24 Highway Bridge Program

#21-00 ORA ORA020501\_HBP

See the appropriate FTIP/FSTIP for current funding commitments. This listing provides VERY detailed backup information to support the lump sum amounts programmed in the FTIP.

District: 12      County: Orange

Responsible Agency	Prior	18/19	19/20	20/21	21/22	22/23	23/24	Beyond	Total
3528    HBP            CON Local Match									
Fed. Reimb. Rate: 100.00%	4/5/2010 DLA-Admin: Not ready to ad within 6 months. CON funds moved from FFY 12/13 to 13/14. Action taken to financially constrain the FTIP (PUSH). Attempt will be made to program this project in year shown. 8/21/2015 DLA-Admin: Fundline zeroed out due to FTIP cycle migration: 2012/13-17/18 to 2014/15-19/20. This does not impact funds in the current FTIP cycle.								Total: _____
3528    HBP            CON Local Match		2,403,000							2,403,000
Fed. Reimb. Rate: 100.00%	4/1/2010 DLA-Admin: Reimbursement changed to 100% (Toll Credits). 3/26/2010 Linda Newton: New Candidate project. Add Con funding in 12/13.								Total: _____ 2,403,000

# 2018/19-2023/24 Highway Bridge Program

#21-00 ORA ORA020501\_HBP

See the appropriate FTIP/FSTIP for current funding commitments. This listing provides VERY detailed backup information to support the lump sum amounts programmed in the FTIP.

District: 12 County: Orange

Responsible Agency	Prior	18/19	19/20	20/21	21/22	22/23	23/24	Beyond	Total
--------------------	-------	-------	-------	-------	-------	-------	-------	--------	-------

Huntington Beach

BRIDGE NO. 55C0282, ADMIRALTY DRIVE OVER QUEEN ELIZABETH PASSAGE, 0.1 MI NE/O PAC COAST HWY. Rehabilitate bridge.  
(no added lanes) 4/5/2010: Toll Credits programmed for PE & Con. 9/18/2014: Toll credits used for R/W.

Fed Proj: BRLO-5181(174)

Phase Summary:	Prior	18/19	19/20	20/21	21/22	22/23	23/24	Beyond	Total
PE	585,000								585,000
R/W			25,000						25,000
CON								3,280,000	3,280,000
<b>Total</b>	<b>585,000</b>		<b>25,000</b>					<b>3,280,000</b>	<b>3,890,000</b>
Fund Source Summary:	Prior	18/19	19/20	20/21	21/22	22/23	23/24	Beyond	Total
Fed \$	585,000		25,000					3,280,000	3,890,000
Local Match									
LSSRP Bond									
Local AC									
<b>Total</b>	<b>585,000</b>		<b>25,000</b>					<b>3,280,000</b>	<b>3,890,000</b>
PE Summary:	Prior	18/19	19/20	20/21	21/22	22/23	23/24	Beyond	Total
Fed \$	585,000								585,000
Local Match									
LSSRP Bond									
Local AC									
<b>Total</b>	<b>585,000</b>								<b>585,000</b>

Phase Funding Details:

Proj id	Funds Src	Phase	Prior	18/19	19/20	20/21	21/22	22/23	23/24	Beyond	Total
3527	HBP	PE									
	Local Match										
Fed. Reimb. Rate: 100.00%											
9/18/2014 Linda Newton: Reimbursement changed to 100% (Toll Credits).											
2/8/2011 Jim Kaufman: Corrects program to Rehabilitation.										Total:	
3527	HBP	PE									
	Local Match										
Fed. Reimb. Rate: 100.00%											
9/18/2014 Linda Newton: Reimbursement changed to 100% (Toll Credits).											
10/5/2010 Marnaz Mirfatahi: This change is based on the agency request on the survey. I have also changed the reimbursement ratio to 100% based on toll credit 8/21/2015 DLA-Admin: Fundline zeroed out due to FTIP cycle migration: 2012/13-17/18 to 2014/15-19/20. This does not impact funds in the current FTIP cycle.										Total:	
3527	HBP	PE	585,000								585,000
	Local Match										
Fed. Reimb. Rate: 100.00%											
4/1/2010 DLA-Admin: Reimbursement changed to 100% (Toll Credits).											
3/26/2010 Linda Newton: New candidate project,										Total:	585,000

# 2018/19-2023/24 Highway Bridge Program

#21-00 ORA ORA020501\_HBP

See the appropriate FTIP/FSTIP for current funding commitments. This listing provides VERY detailed backup information to support the lump sum amounts programmed in the FTIP.

District: 12 County: Orange

Responsible Agency	Prior	18/19	19/20	20/21	21/22	22/23	23/24	Beyond	Total
<b>R/W Summary:</b>	Prior	18/19	19/20	20/21	21/22	22/23	23/24	Beyond	Total
Fed \$			25,000						25,000
Local Match									
LSSRP Bond									
Local AC									
Total			25,000						25,000

Phase Funding Details:

Proj id	Funds Src	Phase	Prior	18/19	19/20	20/21	21/22	22/23	23/24	Beyond	Total
3527	HBP	R/W			25,000	-25,000					
		Local Match									
Fed. Reimb. Rate: 100.00%										9/19/2019 Anh Nghiem: Not ready to ad within 6 months. RW funds moved from FFY 20/21 to 19/20. As requested in September 2019 Survey.	Total: _____
3527	HBP	R/W			-25,000	25,000					
		Local Match									
Fed. Reimb. Rate: 100.00%										9/17/2018 Anh Nghiem: Not ready to ad within 6 months. RW funds moved from FFY 19/20 to 20/21. As requested in September 2018 Survey.	Total: _____
3527	HBP	R/W		-25,000	25,000						
		Local Match									
Fed. Reimb. Rate: 100.00%										10/18/2016 DLA-Admin: Not ready to ad within 6 months. RW funds moved from FFY 15/16 to 19/20. As requested in September 2016 Survey.	Total: _____
3527	HBP	R/W									
		Local Match									
Fed. Reimb. Rate: 100.00%										9/28/2015 Ben Moghadasi: Not ready to ad within 6 months. RW funds moved from FFY 17/18 to 15/16. As requested by agency 8/25/2019 DLA-Admin: Fundline zeroed out due to FTIP cycle migration: 2016/17-21/22 to 2018/19-23/24. This does not impact funds in the current FTIP cycle.	Total: _____
3527	HBP	R/W		25,000							25,000
		Local Match									
Fed. Reimb. Rate: 100.00%										9/18/2014 Linda Newton: Reimbursement changed to 100% (Toll Credits). 9/18/2014 Linda Newton: New R/W added to project in 2014 Survey. R/W request to be in FFY 14/15, but moved to 17/18 per policy regarding NEPA clearance.	Total: _____ 25,000

New!



# 2018/19-2023/24 Highway Bridge Program

#21-00 ORA ORA020501\_HBP

See the appropriate FTIP/FSTIP for current funding commitments. This listing provides VERY detailed backup information to support the lump sum amounts programmed in the FTIP.

District: 12      County: Orange

Responsible Agency	Prior	18/19	19/20	20/21	21/22	22/23	23/24	Beyond	Total
<b>CON Summary:</b>	Prior	18/19	19/20	20/21	21/22	22/23	23/24	Beyond	Total
Fed \$								3,280,000	3,280,000
Local Match									
LSSRP Bond									
Local AC									
Total								3,280,000	3,280,000

**Phase Funding Details:**

Proj id	Funds Src	Phase	Prior	18/19	19/20	20/21	21/22	22/23	23/24	Beyond	Total		
3527	HBP	CON							-3,280,000	3,280,000		New!	
	Local Match												
Fed. Reimb. Rate: 100.00%			10/30/2019 DLA-Admin: Not ready to ad within 6 months. CON funds moved from FFY 23/24 to Beyond. Action taken to financially constrain the FTIP (PUSH). Attempt will be made to program this project in year shown.								Total:		
3527	HBP	CON						-3,280,000	3,280,000			New!	
	Local Match												
Fed. Reimb. Rate: 100.00%			10/30/2019 DLA-Admin: Not ready to ad within 6 months. CON funds moved from FFY 22/23 to 23/24. Action taken to financially constrain the FTIP (PUSH). Attempt will be made to program this project in year shown.								Total:		
3527	HBP	CON					-3,280,000	3,280,000				New!	
	Local Match												
Fed. Reimb. Rate: 100.00%			10/30/2019 DLA-Admin: Not ready to ad within 6 months. CON funds moved from FFY 21/22 to 22/23. Action taken to financially constrain the FTIP (PUSH). Attempt will be made to program this project in year shown.								Total:		
3527	HBP	CON				-3,280,000	3,280,000					New!	
	Local Match												
Fed. Reimb. Rate: 100.00%			10/30/2019 DLA-Admin: Not ready to ad within 6 months. CON funds moved from FFY 20/21 to 21/22. Action taken to financially constrain the FTIP (PUSH). Attempt will be made to program this project in year shown.								Total:		
3527	HBP	CON			-3,280,000	3,280,000						New!	
	Local Match												
Fed. Reimb. Rate: 100.00%			10/30/2019 DLA-Admin: Not ready to ad within 6 months. CON funds moved from FFY 19/20 to 20/21. Action taken to financially constrain the FTIP (PUSH). Attempt will be made to program this project in year shown.								Total:		
3527	HBP	CON			3,280,000					-3,280,000		New!	
	Local Match												
Fed. Reimb. Rate: 100.00%			9/19/2019 Anh Nghiem: Not ready to ad within 6 months. CON funds moved from FFY Beyond to 19/20. As requested in September 2019 Survey.								Total:		
3527	HBP	CON					-3,280,000			3,280,000		New!	
	Local Match												
Fed. Reimb. Rate: 100.00%			10/25/2018 DLA-Admin: Not ready to ad within 6 months. CON funds moved from FFY 21/22 to Beyond. Action taken to financially constrain the FTIP (PUSH). Attempt will be made to program this project in year shown.								Total:		

## 2018/19-2023/24 Highway Bridge Program

#21-00 ORA ORA020501\_HBP

See the appropriate FTIP/FSTIP for current funding commitments. This listing provides VERY detailed backup information to support the lump sum amounts programmed in the FTIP.

District: 12      County: Orange

Responsible Agency	Prior	18/19	19/20	20/21	21/22	22/23	23/24	Beyond	Total
3527 HBP Local Match	CON			-3,280,000	3,280,000				
Fed. Reimb. Rate: 100.00%	10/24/2018 DLA-Admin: Not ready to ad within 6 months. CON funds moved from FFY 20/21 to 21/22. Action taken to financially constrain the FTIP (PUSH). Attempt will be made to program this project in year shown.							Total:	_____
3527 HBP Local Match	CON			3,280,000				-3,280,000	
Fed. Reimb. Rate: 100.00%	9/17/2018 Anh Nghiem: Not ready to ad within 6 months. CON funds moved from FFY Beyond to 20/21. As requested in September 2018 Survey.							Total:	_____
3527 HBP Local Match	CON		-3,280,000					3,280,000	
Fed. Reimb. Rate: 100.00%	10/25/2016 DLA-Admin: Not ready to ad within 6 months. CON funds moved from FFY 19/20 to Beyond. Action taken to financially constrain the FTIP (PUSH). Attempt will be made to program this project in year shown.							Total:	_____
3527 HBP Local Match	CON	-3,280,000	3,280,000						
Fed. Reimb. Rate: 100.00%	10/25/2016 DLA-Admin: Not ready to ad within 6 months. CON funds moved from FFY 18/19 to 19/20. Action taken to financially constrain the FTIP (PUSH). Attempt will be made to program this project in year shown.							Total:	_____
3527 HBP Local Match	CON	3,280,000						-3,280,000	
Fed. Reimb. Rate: 100.00%	9/21/2016 Ben Moghadasi: Not ready to ad within 6 months. CON funds moved from FFY Beyond to 18/19. As requested by agency.							Total:	_____
3527 HBP Local Match	CON		-3,280,000					3,280,000	
Fed. Reimb. Rate: 100.00%	10/29/2015 DLA-Admin: Not ready to ad within 6 months. CON funds moved from FFY 19/20 to Beyond. Action taken to financially constrain the FTIP (PUSH). Attempt will be made to program this project in year shown.							Total:	_____
3527 HBP Local Match	CON	-3,280,000	3,280,000						
Fed. Reimb. Rate: 100.00%	10/29/2015 DLA-Admin: Not ready to ad within 6 months. CON funds moved from FFY 18/19 to 19/20. Action taken to financially constrain the FTIP (PUSH). Attempt will be made to program this project in year shown.							Total:	_____
3527 HBP Local Match	CON	3,280,000						-3,280,000	
Fed. Reimb. Rate: 100.00%	9/28/2015 Ben Moghadasi: Not ready to ad within 6 months. CON funds moved from FFY Beyond to 18/19. As requested by agency.							Total:	_____
3527 HBP Local Match	CON	-3,280,000						3,280,000	
Fed. Reimb. Rate: 100.00%	10/28/2014 DLA-Admin: Not ready to ad within 6 months. CON funds moved from FFY 16/17 to Beyond. Action taken to financially constrain the FTIP (PUSH). Attempt will be made to program this project in year shown.							Total:	_____
3527 HBP Local Match	CON	3,280,000						-3,280,000	
Fed. Reimb. Rate: 100.00%	9/18/2014 Linda Newton: Not ready to ad within 6 months. CON funds moved from FFY Beyond to 16/17. As requested in September 2014 Survey.							Total:	_____

## 2018/19-2023/24 Highway Bridge Program

#21-00 ORA ORA020501\_HBP

See the appropriate FTIP/FSTIP for current funding commitments. This listing provides VERY detailed backup information to support the lump sum amounts programmed in the FTIP.

District: 12      County: Orange

Responsible Agency	Prior	18/19	19/20	20/21	21/22	22/23	23/24	Beyond	Total
3527 HBP Local Match	CON	-3,280,000						3,280,000	
Fed. Reimb. Rate: 100.00%	9/18/2014 Linda Newton: Reimbursement changed to 100% (Toll Credits). 11/14/2013 DLA-Admin: Not ready to ad within 6 months. CON funds moved from FFY 17/18 to Beyond. Action taken to financially constrain the FTIP (PUSH). Attempt will be made to program this project in year shown.							Total:	_____
3527 HBP Local Match	CON								
Fed. Reimb. Rate: 100.00%	9/18/2014 Linda Newton: Reimbursement changed to 100% (Toll Credits). 11/14/2013 DLA-Admin: Not ready to ad within 6 months. CON funds moved from FFY 16/17 to 17/18. Action taken to financially constrain the FTIP (PUSH). Attempt will be made to program this project in year shown. 8/25/2019 DLA-Admin: Fundline zeroed out due to FTIP cycle migration: 2016/17-21/22 to 2018/19-23/24. This does not impact funds in the current FTIP cycle.							Total:	_____
3527 HBP Local Match	CON	3,280,000						-3,280,000	
Fed. Reimb. Rate: 100.00%	9/18/2014 Linda Newton: Reimbursement changed to 100% (Toll Credits). 10/7/2013 Ben Moghadasi: Not ready to ad within 6 months. CON funds moved from FFY Beyond to 16/17. As requested in September 2013 Survey.							Total:	_____
3527 HBP Local Match	CON	-3,280,000						3,280,000	
Fed. Reimb. Rate: 100.00%	9/18/2014 Linda Newton: Reimbursement changed to 100% (Toll Credits). 10/26/2012 DLA-Admin: Not ready to ad within 6 months. CON funds moved from FFY 15/16 to Beyond. Action taken to financially constrain the FTIP (PUSH).							Total:	_____
3527 HBP Local Match	CON	3,280,000						-3,280,000	
Fed. Reimb. Rate: 100.00%	9/18/2014 Linda Newton: Reimbursement changed to 100% (Toll Credits). 9/24/2012 Ben Moghadasi: Not ready to ad within 6 months. CON funds moved from FFY Beyond to 15/16. As requested in September 2012 Survey.							Total:	_____
3527 HBP Local Match	CON	-3,280,000						3,280,000	
Fed. Reimb. Rate: 100.00%	9/18/2014 Linda Newton: Reimbursement changed to 100% (Toll Credits). 10/20/2011 DLA-Admin: Not ready to ad within 6 months. CON funds moved from FFY 15/16 to Beyond. Action taken to financially constrain the FTIP (PUSH). Attempt will be made to program this project in year shown.							Total:	_____
3527 HBP Local Match	CON								
Fed. Reimb. Rate: 100.00%	9/18/2014 Linda Newton: Reimbursement changed to 100% (Toll Credits). 10/20/2011 DLA-Admin: Not ready to ad within 6 months. CON funds moved from FFY 14/15 to 15/16. Action taken to financially constrain the FTIP (PUSH). Attempt will be made to program this project in year shown. 8/17/2017 DLA-Admin: Fundline zeroed out due to FTIP cycle migration: 2014/15-19/20 to 2016/17-21/22. This does not impact funds in the current FTIP cycle.							Total:	_____

## 2018/19-2023/24 Highway Bridge Program

#21-00 ORA ORA020501\_HBP

See the appropriate FTIP/FSTIP for current funding commitments. This listing provides VERY detailed backup information to support the lump sum amounts programmed in the FTIP.

District: 12      County: Orange

Responsible Agency	Prior	18/19	19/20	20/21	21/22	22/23	23/24	Beyond	Total
3527    HBP            CON Local Match	3,280,000							-3,280,000	
Fed. Reimb. Rate: 100.00%	9/18/2014 Linda Newton: Reimbursement changed to 100% (Toll Credits). 9/26/2011 Ben Moghadasi: Not ready to ad within 6 months. CON funds moved from FFY Beyond to 14/15. As requested in September 2011 Survey.							Total:	
3527    HBP            CON Local Match								3,280,000	3,280,000
Fed. Reimb. Rate: 100.00%	4/1/2010 DLA-Admin: Reimbursement changed to 100% (Toll Credits). 3/26/2010 Linda Newton: New candidate project.							Total:	3,280,000

# 2018/19-2023/24 Highway Bridge Program

#21-00 ORA ORA020501\_HBP

See the appropriate FTIP/FSTIP for current funding commitments. This listing provides VERY detailed backup information to support the lump sum amounts programmed in the FTIP.

District: 12      County: Orange

Responsible Agency	Prior	18/19	19/20	20/21	21/22	22/23	23/24	Beyond	Total
--------------------	-------	-------	-------	-------	-------	-------	-------	--------	-------

Huntington Beach

BRIDGE NO. 55C0284, HUMBOLDT DRIVE OVER SHORT CHANNEL, 0.1 MI W/O SAYBROOK LN.    Rehabilitate bridge. (no added lanes).  
 4/5/2010: Toll Credits programmed for PE & Con.    3/19/2019: Toll credits used for R/W.

Fed Proj: BRLO-5181(175)

Phase Summary:	Prior	18/19	19/20	20/21	21/22	22/23	23/24	Beyond	Total
PE	502,000								502,000
R/W				25,000					25,000
CON								2,814,000	2,814,000
<b>Total</b>	<b>502,000</b>			<b>25,000</b>				<b>2,814,000</b>	<b>3,341,000</b>
Fund Source Summary:	Prior	18/19	19/20	20/21	21/22	22/23	23/24	Beyond	Total
Fed \$	502,000			25,000				2,814,000	3,341,000
Local Match									
LSSRP Bond									
Local AC									
<b>Total</b>	<b>502,000</b>			<b>25,000</b>				<b>2,814,000</b>	<b>3,341,000</b>
PE Summary:	Prior	18/19	19/20	20/21	21/22	22/23	23/24	Beyond	Total
Fed \$	502,000								502,000
Local Match									
LSSRP Bond									
Local AC									
<b>Total</b>	<b>502,000</b>								<b>502,000</b>

Phase Funding Details:

Proj id	Funds Src	Phase	Prior	18/19	19/20	20/21	21/22	22/23	23/24	Beyond	Total
3530	HBP	PE									
	Local Match										
Fed. Reimb. Rate: 100.00%										Total: _____	
9/18/2014 Ben Moghadasi: Reimbursement changed to 100% (Toll Credits).											
2/8/2011 Jim Kaufman: Correction to conform to Agency survey request October 2010. 5/10/2013 DLA-Admin: Fundline zeroed out due to FTIP cycle migration: 2010/11-15/16 to 2012/13-17/18. This does not impact funds in the current FTIP cycle.											
3530	HBP	PE		-1,004,000							-1,004,000
	Local Match										
Fed. Reimb. Rate: 100.00%										Total: _____	
9/18/2014 Ben Moghadasi: Reimbursement changed to 100% (Toll Credits).											
2/8/2011 Jim Kaufman: This reverses the line that previously moved the funding based on Agency survey request.											
3530	HBP	PE		1,004,000							1,004,000
	Local Match										
Fed. Reimb. Rate: 100.00%										Total: _____	
9/18/2014 Ben Moghadasi: Reimbursement changed to 100% (Toll Credits).											
10/5/2010 Marnaz Mirfatahi: This change is based on Agency request on the survey, I have also changed the reimbursement ratio to 100% based on the toll credit.											

# 2018/19-2023/24 Highway Bridge Program

#21-00 ORA ORA020501\_HBP

See the appropriate FTIP/FSTIP for current funding commitments. This listing provides VERY detailed backup information to support the lump sum amounts programmed in the FTIP.

District: 12      County: Orange

Responsible Agency	Prior	18/19	19/20	20/21	21/22	22/23	23/24	Beyond	Total
3530    HBP            PE Local Match	502,000								502,000
Fed. Reimb. Rate: 100.00%	4/1/2010 DLA-Admin: Reimbursement changed to 100% (Toll Credits). 3/26/2010 Linda Newton: New candidate project. Add PE in 10/11.							Total:	502,000

R/W Summary:	Prior	18/19	19/20	20/21	21/22	22/23	23/24	Beyond	Total
Fed \$				25,000					25,000
Local Match									
LSSRP Bond									
Local AC									
Total				25,000					25,000

Phase Funding Details:

Proj id	Funds Src	Phase	Prior	18/19	19/20	20/21	21/22	22/23	23/24	Beyond	Total
3530	HBP	R/W			-25,000	25,000					
		Local Match									
Fed. Reimb. Rate: 100.00%	9/19/2019 Anh Nghiem: Not ready to ad within 6 months. RW funds moved from FFY 19/20 to 20/21. As requested in September 2019 Survey.									Total:	
3530	HBP	R/W		-25,000	25,000						
		Local Match									
Fed. Reimb. Rate: 100.00%	3/19/2019 DLA-Admin: Reimbursement changed to 100% (Toll Credits). 10/18/2016 DLA-Admin: Not ready to ad within 6 months. RW funds moved from FFY 15/16 to 19/20. As requested in September 2016 Survey.									Total:	
3530	HBP	R/W									
		Local Match									
Fed. Reimb. Rate: 100.00%	3/19/2019 DLA-Admin: Reimbursement changed to 100% (Toll Credits). 9/28/2015 Ben Moghadasi: Not ready to ad within 6 months. RW funds moved from FFY 17/18 to 15/16. As requested by agency 8/25/2019 DLA-Admin: Fundline zeroed out due to FTIP cycle migration: 2016/17-21/22 to 2018/19-23/24. This does not impact funds in the current FTIP cycle.									Total:	
3530	HBP	R/W									
		Local Match									
Fed. Reimb. Rate: 100.00%	3/19/2019 DLA-Admin: Reimbursement changed to 100% (Toll Credits). 10/23/2014 DLA-Admin: Not ready to ad within 6 months. RW funds moved from FFY 14/15 to 17/18. NEPA not yet clear. Moved to last year of 2015 FTIP per R/W policy 8/25/2019 DLA-Admin: Fundline zeroed out due to FTIP cycle migration: 2016/17-21/22 to 2018/19-23/24. This does not impact funds in the current FTIP cycle.									Total:	
3530	HBP	R/W		25,000							25,000
		Local Match									
Fed. Reimb. Rate: 100.00%	3/19/2019 DLA-Admin: Reimbursement changed to 100% (Toll Credits). 9/24/2014 Ben Moghadasi: the city has requested to add \$25,000 for R/W fund in FY 14/15. They are sending me Exhibit 6-D to justify.									Total:	25,000

New!

# 2018/19-2023/24 Highway Bridge Program

#21-00 ORA ORA020501\_HBP

See the appropriate FTIP/FSTIP for current funding commitments. This listing provides VERY detailed backup information to support the lump sum amounts programmed in the FTIP.

District: 12 County: Orange

Responsible Agency	Prior	18/19	19/20	20/21	21/22	22/23	23/24	Beyond	Total
<b>CON Summary:</b>	Prior	18/19	19/20	20/21	21/22	22/23	23/24	Beyond	Total
Fed \$								2,814,000	2,814,000
Local Match									
LSSRP Bond									
Local AC									
Total								2,814,000	2,814,000

**Phase Funding Details:**

Proj id	Funds Src	Phase	Prior	18/19	19/20	20/21	21/22	22/23	23/24	Beyond	Total		
3530	HBP	CON							-2,814,000	2,814,000		New!	
	Local Match												
Fed. Reimb. Rate: 100.00%			10/30/2019 DLA-Admin: Not ready to ad within 6 months. CON funds moved from FFY 23/24 to Beyond. Action taken to financially constrain the FTIP (PUSH). Attempt will be made to program this project in year shown.								Total:		
3530	HBP	CON						-2,814,000	2,814,000			New!	
	Local Match												
Fed. Reimb. Rate: 100.00%			10/30/2019 DLA-Admin: Not ready to ad within 6 months. CON funds moved from FFY 22/23 to 23/24. Action taken to financially constrain the FTIP (PUSH). Attempt will be made to program this project in year shown.								Total:		
3530	HBP	CON					-2,814,000	2,814,000				New!	
	Local Match												
Fed. Reimb. Rate: 100.00%			10/30/2019 DLA-Admin: Not ready to ad within 6 months. CON funds moved from FFY 21/22 to 22/23. Action taken to financially constrain the FTIP (PUSH). Attempt will be made to program this project in year shown.								Total:		
3530	HBP	CON				-2,814,000	2,814,000					New!	
	Local Match												
Fed. Reimb. Rate: 100.00%			10/30/2019 DLA-Admin: Not ready to ad within 6 months. CON funds moved from FFY 20/21 to 21/22. Action taken to financially constrain the FTIP (PUSH). Attempt will be made to program this project in year shown.								Total:		
3530	HBP	CON			2,814,000					-2,814,000		New!	
	Local Match												
Fed. Reimb. Rate: 100.00%			9/19/2019 Anh Nghiem: Not ready to ad within 6 months. CON funds moved from FFY Beyond to 20/21. As requested in September 2019 Survey.								Total:		
3530	HBP	CON					-2,814,000			2,814,000		New!	
	Local Match												
Fed. Reimb. Rate: 100.00%			3/19/2019 DLA-Admin: Reimbursement changed to 100% (Toll Credits). 10/25/2018 DLA-Admin: Not ready to ad within 6 months. CON funds moved from FFY 21/22 to Beyond. Action taken to financially constrain the FTIP (PUSH). Attempt will be made to program this project in year shown.								Total:		
3530	HBP	CON				-2,814,000	2,814,000					New!	
	Local Match												
Fed. Reimb. Rate: 100.00%			3/19/2019 DLA-Admin: Reimbursement changed to 100% (Toll Credits). 10/24/2018 DLA-Admin: Not ready to ad within 6 months. CON funds moved from FFY 20/21 to 21/22. Action taken to financially constrain the FTIP (PUSH). Attempt will be made to program this project in year shown.								Total:		

## 2018/19-2023/24 Highway Bridge Program

#21-00 ORA ORA020501\_HBP

See the appropriate FTIP/FSTIP for current funding commitments. This listing provides VERY detailed backup information to support the lump sum amounts programmed in the FTIP.

District: 12      County: Orange

Responsible Agency	Prior	18/19	19/20	20/21	21/22	22/23	23/24	Beyond	Total
3530    HBP      CON Local Match			-2,814,000	2,814,000					
Fed. Reimb. Rate: 100.00%	3/19/2019 DLA-Admin: Reimbursement changed to 100% (Toll Credits). 10/24/2018 DLA-Admin: Not ready to ad within 6 months. CON funds moved from FFY 19/20 to 20/21. Action taken to financially constrain the FTIP (PUSH). Attempt will be made to program this project in year shown.							Total:	
3530    HBP      CON Local Match			2,814,000					-2,814,000	
Fed. Reimb. Rate: 100.00%	3/19/2019 DLA-Admin: Reimbursement changed to 100% (Toll Credits). 9/17/2018 Anh Nghiem: Not ready to ad within 6 months. CON funds moved from FFY Beyond to 19/20. As requested in September 2018 Survey.							Total:	
3530    HBP      CON Local Match			-2,814,000					2,814,000	
Fed. Reimb. Rate: 100.00%	3/19/2019 DLA-Admin: Reimbursement changed to 100% (Toll Credits). 10/25/2016 DLA-Admin: Not ready to ad within 6 months. CON funds moved from FFY 19/20 to Beyond. Action taken to financially constrain the FTIP (PUSH). Attempt will be made to program this project in year shown.							Total:	
3530    HBP      CON Local Match		-2,814,000	2,814,000						
Fed. Reimb. Rate: 100.00%	3/19/2019 DLA-Admin: Reimbursement changed to 100% (Toll Credits). 10/25/2016 DLA-Admin: Not ready to ad within 6 months. CON funds moved from FFY 18/19 to 19/20. Action taken to financially constrain the FTIP (PUSH). Attempt will be made to program this project in year shown.							Total:	
3530    HBP      CON Local Match	-2,814,000	2,814,000							
Fed. Reimb. Rate: 100.00%	3/19/2019 DLA-Admin: Reimbursement changed to 100% (Toll Credits). 10/25/2016 DLA-Admin: Not ready to ad within 6 months. CON funds moved from FFY 17/18 to 18/19. Action taken to financially constrain the FTIP (PUSH). Attempt will be made to program this project in year shown.							Total:	
3530    HBP      CON Local Match		2,814,000						-2,814,000	
Fed. Reimb. Rate: 100.00%	3/19/2019 DLA-Admin: Reimbursement changed to 100% (Toll Credits). 9/21/2016 Ben Moghadasi: Not ready to ad within 6 months. CON funds moved from FFY Beyond to 17/18. As requested by agency.							Total:	
3530    HBP      CON Local Match			-2,814,000					2,814,000	
Fed. Reimb. Rate: 100.00%	3/19/2019 DLA-Admin: Reimbursement changed to 100% (Toll Credits). 10/29/2015 DLA-Admin: Not ready to ad within 6 months. CON funds moved from FFY 19/20 to Beyond. Action taken to financially constrain the FTIP (PUSH). Attempt will be made to program this project in year shown.							Total:	
3530    HBP      CON Local Match		-2,814,000	2,814,000						
Fed. Reimb. Rate: 100.00%	3/19/2019 DLA-Admin: Reimbursement changed to 100% (Toll Credits). 10/29/2015 DLA-Admin: Not ready to ad within 6 months. CON funds moved from FFY 18/19 to 19/20. Action taken to financially constrain the FTIP (PUSH). Attempt will be made to program this project in year shown.							Total:	



# 2018/19-2023/24 Highway Bridge Program

#21-00 ORA ORA020501\_HBP

See the appropriate FTIP/FSTIP for current funding commitments. This listing provides VERY detailed backup information to support the lump sum amounts programmed in the FTIP.

District: 12      County: Orange

Responsible Agency	Prior	18/19	19/20	20/21	21/22	22/23	23/24	Beyond	Total
3530 HBP CON Local Match	-2,814,000	2,814,000							
Fed. Reimb. Rate: 100.00%	3/19/2019 DLA-Admin: Reimbursement changed to 100% (Toll Credits). 10/29/2015 DLA-Admin: Not ready to ad within 6 months. CON funds moved from FFY 17/18 to 18/19. Action taken to financially constrain the FTIP (PUSH). Attempt will be made to program this project in year shown.							Total:	_____
3530 HBP CON Local Match	2,814,000							-2,814,000	
Fed. Reimb. Rate: 100.00%	3/19/2019 DLA-Admin: Reimbursement changed to 100% (Toll Credits). 9/28/2015 Ben Moghadasi: Not ready to ad within 6 months. CON funds moved from FFY Beyond to 17/18. As requested by agency							Total:	_____
3530 HBP CON Local Match	-2,814,000							2,814,000	
Fed. Reimb. Rate: 100.00%	3/19/2019 DLA-Admin: Reimbursement changed to 100% (Toll Credits). 10/28/2014 DLA-Admin: Not ready to ad within 6 months. CON funds moved from FFY 16/17 to Beyond. Action taken to financially constrain the FTIP (PUSH). Attempt will be made to program this project in year shown.							Total:	_____
3530 HBP CON Local Match									
Fed. Reimb. Rate: 100.00%	3/19/2019 DLA-Admin: Reimbursement changed to 100% (Toll Credits). 10/28/2014 DLA-Admin: Not ready to ad within 6 months. CON funds moved from FFY 15/16 to 16/17. Action taken to financially constrain the FTIP (PUSH). Attempt will be made to program this project in year shown. 8/25/2019 DLA-Admin: Fundline zeroed out due to FTIP cycle migration: 2016/17-21/22 to 2018/19-23/24. This does not impact funds in the current FTIP cycle.							Total:	_____
3530 HBP CON Local Match	2,814,000							-2,814,000	
Fed. Reimb. Rate: 100.00%	3/19/2019 DLA-Admin: Reimbursement changed to 100% (Toll Credits). 9/18/2014 Ben Moghadasi: Not ready to ad within 6 months. CON funds moved from FFY Beyond to 15/16. As requested in September 2014 Survey.							Total:	_____
3530 HBP CON Local Match	-2,814,000							2,814,000	
Fed. Reimb. Rate: 100.00%	3/19/2019 DLA-Admin: Reimbursement changed to 100% (Toll Credits). 11/14/2013 DLA-Admin: Not ready to ad within 6 months. CON funds moved from FFY 17/18 to Beyond. Action taken to financially constrain the FTIP (PUSH). Attempt will be made to program this project in year shown.							Total:	_____
3530 HBP CON Local Match									
Fed. Reimb. Rate: 100.00%	3/19/2019 DLA-Admin: Reimbursement changed to 100% (Toll Credits). 11/14/2013 DLA-Admin: Not ready to ad within 6 months. CON funds moved from FFY 16/17 to 17/18. Action taken to financially constrain the FTIP (PUSH). Attempt will be made to program this project in year shown. 8/25/2019 DLA-Admin: Fundline zeroed out due to FTIP cycle migration: 2016/17-21/22 to 2018/19-23/24. This does not impact funds in the current FTIP cycle.							Total:	_____

## 2018/19-2023/24 Highway Bridge Program

#21-00 ORA ORA020501\_HBP

See the appropriate FTIP/FSTIP for current funding commitments. This listing provides VERY detailed backup information to support the lump sum amounts programmed in the FTIP.

District: 12      County: Orange

Responsible Agency	Prior	18/19	19/20	20/21	21/22	22/23	23/24	Beyond	Total
3530    HBP            CON Local Match									
Fed. Reimb. Rate: 100.00%	3/19/2019 DLA-Admin: Reimbursement changed to 100% (Toll Credits). 11/14/2013 DLA-Admin: Not ready to ad within 6 months. CON funds moved from FFY 15/16 to 16/17. Action taken to financially constrain the FTIP (PUSH). Attempt will be made to program this project in year shown. 8/25/2019 DLA-Admin: Fundline zeroed out due to FTIP cycle migration: 2016/17-21/22 to 2018/19-23/24. This does not impact funds in the current FTIP cycle.							Total:	
3530    HBP            CON Local Match		2,814,000							-2,814,000
Fed. Reimb. Rate: 100.00%	3/19/2019 DLA-Admin: Reimbursement changed to 100% (Toll Credits). 10/7/2013 Ben Moghadasi: Not ready to ad within 6 months. CON funds moved from FFY Beyond to 15/16. As requested in September 2013 Survey.							Total:	
3530    HBP            CON Local Match		-2,814,000							2,814,000
Fed. Reimb. Rate: 100.00%	3/19/2019 DLA-Admin: Reimbursement changed to 100% (Toll Credits). 9/24/2012 Ben Moghadasi: Not ready to ad within 6 months. CON funds moved from FFY 15/16 to Beyond. As requested in September 2012 Survey.							Total:	
3530    HBP            CON Local Match		2,814,000							-2,814,000
Fed. Reimb. Rate: 100.00%	3/19/2019 DLA-Admin: Reimbursement changed to 100% (Toll Credits). 9/26/2011 Ben Moghadasi: Not ready to ad within 6 months. CON funds moved from FFY Beyond to 15/16. As requested in September 2011 Survey.							Total:	
3530    HBP            CON Local Match		-2,814,000							2,814,000
Fed. Reimb. Rate: 100.00%	3/19/2019 DLA-Admin: Reimbursement changed to 100% (Toll Credits). 4/5/2010 DLA-Admin: Not ready to ad within 6 months. CON funds moved from FFY 13/14 to Beyond. Action taken to financially constrain the FTIP (PUSH). Attempt will be made to program this project in year shown.							Total:	
3530    HBP            CON Local Match		2,814,000							2,814,000
Fed. Reimb. Rate: 100.00%	4/1/2010 DLA-Admin: Reimbursement changed to 100% (Toll Credits). 3/26/2010 Linda Newton: New candidate project. Add CON in 13/14.							Total:	2,814,000

# 2018/19-2023/24 Highway Bridge Program

#21-00 ORA ORA020501\_HBP

See the appropriate FTIP/FSTIP for current funding commitments. This listing provides VERY detailed backup information to support the lump sum amounts programmed in the FTIP.

District: 12      County: Orange

Responsible Agency	Prior	18/19	19/20	20/21	21/22	22/23	23/24	Beyond	Total
--------------------	-------	-------	-------	-------	-------	-------	-------	--------	-------

Huntington Beach

PM00036, Bridge Preventive Maintenance Program, various locations. See Caltrans Local Assistance HBP website for backup list of bridges.

Fed Proj: BPMP-5181(169)

Phase Summary:	Prior	18/19	19/20	20/21	21/22	22/23	23/24	Beyond	Total
PE	1,215,549	26,848							1,242,397
R/W									
CON	3,662,058							276,303	3,938,361
<b>Total</b>	<b>4,877,607</b>	<b>26,848</b>						<b>276,303</b>	<b>5,180,758</b>

Fund Source Summary:	Prior	18/19	19/20	20/21	21/22	22/23	23/24	Beyond	Total
Fed \$	4,318,145	23,769						244,611	4,586,525
Local Match	559,462	3,079						31,692	594,233
LSSRP Bond									
Local AC									
<b>Total</b>	<b>4,877,607</b>	<b>26,848</b>						<b>276,303</b>	<b>5,180,758</b>

PE Summary:	Prior	18/19	19/20	20/21	21/22	22/23	23/24	Beyond	Total
Fed \$	1,076,126	23,769							1,099,894
Local Match	139,423	3,079							142,503
LSSRP Bond									
Local AC									
<b>Total</b>	<b>1,215,549</b>	<b>26,848</b>							<b>1,242,397</b>

Phase Funding Details:

Proj id	Funds Src	Phase	Prior	18/19	19/20	20/21	21/22	22/23	23/24	Beyond	Total
3440	HBP	PE	-23,769	23,769							
	Local Match		-3,079	3,079							
Fed. Reimb. Rate: 88.53%      2/13/2018 Linda Newton: Revised funding to match RFA for 5181(169). Remainder of funding pushed to 18/19.										Total:	
3440	HBP	PE	278,870								278,870
	Local Match		36,131								36,131
Fed. Reimb. Rate: 88.53%      1/17/2018 Linda Newton: Revised funding to match revised listing.										Total:	315,000
3440	HBP	PE	37,608								37,608
	Local Match		4,873								4,873
Fed. Reimb. Rate: 88.53%      10/11/2016 Linda Newton: Updated funding to match revised BPMP Plan list.										Total:	42,481

## 2018/19-2023/24 Highway Bridge Program

#21-00 ORA ORA020501\_HBP

See the appropriate FTIP/FSTIP for current funding commitments. This listing provides VERY detailed backup information to support the lump sum amounts programmed in the FTIP.

District: 12 County: Orange

Responsible Agency	Prior	18/19	19/20	20/21	21/22	22/23	23/24	Beyond	Total
3440 HBP PE	-216,899								-216,899
Local Match	-28,102								-28,102
Fed. Reimb. Rate: 88.53%	11/10/2014 Linda Newton: Adjust funding to match authorization.								Total: -245,000
3440 HBP PE									
Local Match									
Fed. Reimb. Rate: 88.53%	11/10/2014 Linda Newton: NEARLY Ready to Advertise. PE funds moved from FFY 12/13 to 14/15. 8/17/2017 DLA-Admin: Fundline zeroed out due to FTIP cycle migration: 2014/15-19/20 to 2016/17-21/22. This does not impact funds in the current FTIP cycle.								Total:
3440 HBP PE	18,079								18,079
Local Match	2,342								2,342
Fed. Reimb. Rate: 88.53%	10/7/2013 Reza Fereshtehnejad: Revised per 2013 survey								Total: 20,421
3440 HBP PE	198,820								198,820
Local Match	25,759								25,759
Fed. Reimb. Rate: 88.53%	9/26/2012 Linda Newton: Revised funding to reflect amount requested in September 2012 survey and revised project list.								Total: 224,579
3440 HBP PE	185,913								185,913
Local Match	24,087								24,087
Fed. Reimb. Rate: 88.53%	3/14/2012 Linda Newton: Revise funding to reflect list submitted.								Total: 210,000
3440 HBP PE	54,233								54,233
Local Match	7,026								7,026
Fed. Reimb. Rate: 88.53%	9/26/2011 Linda Newton: Additional funding per 2011 Survey.								Total: 61,259
3440 HBP PE	66,979								66,979
Local Match	8,678								8,678
Fed. Reimb. Rate: 88.53%	10/5/2010 Marnaz Mirfatahi: This is the agency request based on the latest survey								Total: 75,657
3440 HBP PE	-192,110								-192,110
Local Match	-24,890								-24,890
Fed. Reimb. Rate: 88.53%	10/12/2009 Marnaz Mirfatahi: PE funds moved from FFY 9/10 to 10/11. As requested in October 2009 Survey.								Total: -217,000
3440 HBP PE									
Local Match									
Fed. Reimb. Rate: 88.53%	8/19/2009 Marnaz Mirfatahi: funds were not programmed in FTIP, will try again next year. 8/22/2011 DLA-Admin: Fundline zeroed out due to FTIP cycle migration: 2008/9-13/14 to 2010/11-15/16. This does not impact funds in the current FTIP cycle.								Total:
3440 HBP PE	668,402								668,402
Local Match	86,599								86,599
Fed. Reimb. Rate: 88.53%	11/14/2008 Eric Bost: New candidate project accepted into program.								Total: 755,000

# 2018/19-2023/24 Highway Bridge Program

#21-00 ORA ORA020501\_HBP

See the appropriate FTIP/FSTIP for current funding commitments. This listing provides VERY detailed backup information to support the lump sum amounts programmed in the FTIP.

District: 12 County: Orange

Responsible Agency	Prior	18/19	19/20	20/21	21/22	22/23	23/24	Beyond	Total
<b>R/W Summary:</b>	Prior	18/19	19/20	20/21	21/22	22/23	23/24	Beyond	Total
Fed \$									
Local Match									
LSSRP Bond									
Local AC									
Total									

**Phase Funding Details:**

Proj id	Funds Src	Phase	Prior	18/19	19/20	20/21	21/22	22/23	23/24	Beyond	Total
3440	HBP	R/W	-44,265								-44,265
	Local Match		-5,735								-5,735
Fed. Reimb. Rate: 88.53% 1/17/2018 Linda Newton: RW was incorrectly programmed on project. Funds need for another phase.										Total:	-50,000
3440	HBP	R/W	-22,133								-22,133
	Local Match		-2,868								-2,868
Fed. Reimb. Rate: 88.53% 10/19/2012 Eric Bost: R/W funds were not obligated.										Total:	-25,000
3440	HBP	R/W	66,398								66,398
	Local Match		8,603								8,603
Fed. Reimb. Rate: 88.53% 9/26/2011 Linda Newton: Added R/W funding per 2011 Survey.										Total:	75,000

<b>CON Summary:</b>	Prior	18/19	19/20	20/21	21/22	22/23	23/24	Beyond	Total
Fed \$	3,242,020							244,611	3,486,631
Local Match	420,038							31,692	451,730
LSSRP Bond									
Local AC									
Total	3,662,058							276,303	3,938,361

**Phase Funding Details:**

Proj id	Funds Src	Phase	Prior	18/19	19/20	20/21	21/22	22/23	23/24	Beyond	Total
3440	HBP	CON					-244,611			244,611	
	Local Match						-31,692			31,692	
Fed. Reimb. Rate: 88.53% 10/25/2019 DLA-Admin: Construction Authorized. CON funds moved from FFY 21/22 to Beyond. Funding not authorized for CON.										Total:	
3440	HBP	CON				-244,611	244,611				
	Local Match					-31,692	31,692				
Fed. Reimb. Rate: 88.53% 3/21/2019 DLA-Admin: Ready to Advertise. CON funds moved from FFY 20/21 to 21/22. Action taken to financially constrain the FTIP (PUSH). Attempt will be made to program this project in year shown.										Total:	

New!

## 2018/19-2023/24 Highway Bridge Program

#21-00 ORA ORA020501\_HBP

See the appropriate FTIP/FSTIP for current funding commitments. This listing provides VERY detailed backup information to support the lump sum amounts programmed in the FTIP.

District: 12 County: Orange

Responsible Agency	Prior	18/19	19/20	20/21	21/22	22/23	23/24	Beyond	Total
3440 HBP Local Match	CON		-244,611	244,611					
Fed. Reimb. Rate: 88.53%	3/21/2019 DLA-Admin: Ready to Advertise. CON funds moved from FFY 19/20 to 20/21. Action taken to financially constrain the FTIP (PUSH). Attempt will be made to program this project in year shown.							Total:	
3440 HBP Local Match	CON		-244,611	244,611					
Fed. Reimb. Rate: 88.53%	10/25/2018 DLA-Admin: Ready to Advertise. CON funds moved from FFY 18/19 to 19/20. Action taken to financially constrain the FTIP (PUSH). Attempt will be made to program this project in year shown.							Total:	
3440 HBP Local Match	CON	450,583	-450,583						
Fed. Reimb. Rate: 88.53%	4/2/2018 DLA-Admin: Ready to Advertise. CON funds moved from FFY 18/19 to 17/18. Funds obligated in FFY 17/18.							Total:	
3440 HBP Local Match	CON	-450,583	450,583						
Fed. Reimb. Rate: 88.53%	3/29/2018 DLA-Admin: Ready to Advertise. CON funds moved from FFY 17/18 to 18/19. Action taken to financially constrain the FTIP (PUSH). Attempt will be made to program this project in year shown.							Total:	
3440 HBP Local Match	CON	-244,615	244,611						-4
Fed. Reimb. Rate: 88.53%	2/13/2018 Linda Newton: Revised funding to match RFA for 5181(169). Remainder of funding pushed to 18/19.							Total:	-1
3440 HBP Local Match	CON	-234,605							-234,605
Fed. Reimb. Rate: 88.53%	1/17/2018 Linda Newton: Revised CON to match obligations to date.							Total:	-30,396
3440 HBP Local Match	CON								
Fed. Reimb. Rate: 88.53%	6/13/2017 Ben Moghadasi: Ready to Advertise. CON funds moved from FFY 17/18 to 16/17. As requested by agency. 8/25/2019 DLA-Admin: Fundline zeroed out due to FTIP cycle migration: 2016/17-21/22 to 2018/19-23/24. This does not impact funds in the current FTIP cycle.							Total:	
3440 HBP Local Match	CON								
Fed. Reimb. Rate: 88.53%	3/28/2017 DLA-Admin: Ready to Advertise. CON funds moved from FFY 16/17 to 17/18. Action taken to financially constrain the FTIP (PUSH). Attempt will be made to program this project in year shown. 8/25/2019 DLA-Admin: Fundline zeroed out due to FTIP cycle migration: 2016/17-21/22 to 2018/19-23/24. This does not impact funds in the current FTIP cycle.							Total:	
3440 HBP Local Match	CON								
Fed. Reimb. Rate: 88.53%	2/23/2017 Ben Moghadasi: Ready to Advertise. CON funds moved from FFY 17/18 to 16/17. Phase being advanced with EPSP. 8/25/2019 DLA-Admin: Fundline zeroed out due to FTIP cycle migration: 2016/17-21/22 to 2018/19-23/24. This does not impact funds in the current FTIP cycle.							Total:	

## 2018/19-2023/24 Highway Bridge Program

#21-00 ORA ORA020501\_HBP

See the appropriate FTIP/FSTIP for current funding commitments. This listing provides VERY detailed backup information to support the lump sum amounts programmed in the FTIP.

District: 12 County: Orange

Responsible Agency	Prior	18/19	19/20	20/21	21/22	22/23	23/24	Beyond	Total
3440 HBP CON	2,822,074	-2,822,074							
Local Match	365,630	-365,630							
Fed. Reimb. Rate: 88.53%	2/23/2017 Ben Moghadasi: Ready to Advertise. CON funds moved from FFY 18/19 to 17/18. Project ready to advertise.							Total:	_____
3440 HBP CON	-2,822,074	2,822,074							
Local Match	-365,630	365,630							
Fed. Reimb. Rate: 88.53%	10/25/2016 DLA-Admin: Not ready to ad within 6 months. CON funds moved from FFY 17/18 to 18/19. Action taken to financially constrain the FTIP (PUSH). Attempt will be made to program this project in year shown.							Total:	_____
3440 HBP CON									
Local Match									
Fed. Reimb. Rate: 88.53%	10/25/2016 DLA-Admin: Ready to Advertise. CON funds moved from FFY 16/17 to 17/18. Action taken to financially constrain the FTIP (PUSH). Attempt will be made to program this project in year shown. 8/25/2019 DLA-Admin: Fundline zeroed out due to FTIP cycle migration: 2016/17-21/22 to 2018/19-23/24. This does not impact funds in the current FTIP cycle.							Total:	_____
3440 HBP CON	101,248								101,248
Local Match	13,118								13,118
Fed. Reimb. Rate: 88.53%	10/7/2016 Linda Newton: Updated funding to match revised BPMP Plan list.							Total:	114,366
3440 HBP CON									
Local Match									
Fed. Reimb. Rate: 88.53%	3/28/2016 DLA-Admin: Ready to Advertise. CON funds moved from FFY 15/16 to 16/17. Action taken to financially constrain the FTIP (PUSH). Attempt will be made to program this project in year shown. 8/25/2019 DLA-Admin: Fundline zeroed out due to FTIP cycle migration: 2016/17-21/22 to 2018/19-23/24. This does not impact funds in the current FTIP cycle.							Total:	_____
3440 HBP CON									
Local Match									
Fed. Reimb. Rate: 88.53%	2/8/2016 Ben Moghadasi: Ready to Advertise. CON funds moved from FFY 16/17 to 15/16. Project ready to advertise. 8/25/2019 DLA-Admin: Fundline zeroed out due to FTIP cycle migration: 2016/17-21/22 to 2018/19-23/24. This does not impact funds in the current FTIP cycle.							Total:	_____
3440 HBP CON									
Local Match									
Fed. Reimb. Rate: 88.53%	10/29/2015 DLA-Admin: Ready to Advertise. CON funds moved from FFY 15/16 to 16/17. Action taken to financially constrain the FTIP (PUSH). Attempt will be made to program this project in year shown. 8/25/2019 DLA-Admin: Fundline zeroed out due to FTIP cycle migration: 2016/17-21/22 to 2018/19-23/24. This does not impact funds in the current FTIP cycle.							Total:	_____
3440 HBP CON	172,634								172,634
Local Match	22,367								22,367
Fed. Reimb. Rate: 88.53%	10/29/2015 DLA-Admin: Revised funding to match updated BPMP Plan list.							Total:	195,000
3440 HBP CON									
Local Match									
Fed. Reimb. Rate: 88.53%	3/25/2015 DLA-Admin: Ready to Advertise. CON funds moved from FFY 14/15 to 15/16. Action taken to financially constrain the FTIP (PUSH). Attempt will be made to program this project in year shown. 8/17/2017 DLA-Admin: Fundline zeroed out due to FTIP cycle migration: 2014/15-19/20 to 2016/17-21/22. This does not impact funds in the current FTIP cycle.							Total:	_____

## 2018/19-2023/24 Highway Bridge Program

#21-00 ORA ORA020501\_HBP

See the appropriate FTIP/FSTIP for current funding commitments. This listing provides VERY detailed backup information to support the lump sum amounts programmed in the FTIP.

District: 12 County: Orange

Responsible Agency	Prior	18/19	19/20	20/21	21/22	22/23	23/24	Beyond	Total
3440 HBP CON	685,521								685,521
Local Match	88,817								88,817
Fed. Reimb. Rate: 88.53%	9/24/14 Ben Moghadasi: The city has requested to add \$ 774,338 to Construction funding for FY 14/15. They are sending me Exht 6-D for H.Q. HBP and I review.							Total:	774,338
3440 HBP CON									
Local Match									
Fed. Reimb. Rate: 88.53%	11/13/2013 DLA-Admin: Not ready to ad within 6 months. CON funds moved from FFY 13/14 to 14/15. Action taken to financially constrain the FTIP (PUSH). Attempt will be made to program this project in year shown. 8/17/2017 DLA-Admin: Fundline zeroed out due to FTIP cycle migration: 2014/15-19/20 to 2016/17-21/22. This does not impact funds in the current FTIP cycle.							Total:	
3440 HBP CON	-18,077								-18,077
Local Match	-2,342								-2,342
Fed. Reimb. Rate: 88.53%	10/7/2013 Ben Moghadasi: per 2013 survey.							Total:	-20,419
3440 HBP CON	514,431								514,431
Local Match	66,650								66,650
Fed. Reimb. Rate: 88.53%	9/26/2012 Linda Newton: Revised funding to reflect amount requested in September 2012 survey.							Total:	581,081
3440 HBP CON	71,709								71,709
Local Match	9,291								9,291
Fed. Reimb. Rate: 88.53%	9/26/2011 Linda Newton: Additional funding per 2011 Survey.							Total:	81,000
3440 HBP CON	2,193,773							-2,193,773	
Local Match	284,227							-284,227	
Fed. Reimb. Rate: 88.53%	10/5/2010 Marnaz Mirfatahi: This is the Agency request based on the latest survy.							Total:	
3440 HBP CON	-2,193,773							2,193,773	
Local Match	-284,227							284,227	
Fed. Reimb. Rate: 88.53%	10/30/2009 DLA-Admin: Not ready to ad within 6 months. CON funds moved from FFY 13/14 to Beyond.							Total:	
3440 HBP CON									
Local Match									
Fed. Reimb. Rate: 88.53%	10/30/2009 DLA-Admin: Not ready to ad within 6 months. CON funds moved from FFY 12/13 to 13/14. 8/21/2015 DLA-Admin: Fundline zeroed out due to FTIP cycle migration: 2012/13-17/18 to 2014/15-19/20. This does not impact funds in the current FTIP cycle.							Total:	
3440 HBP CON	2,193,773							-2,001,663	192,110
Local Match	284,227							-259,337	24,890
Fed. Reimb. Rate: 88.53%	10/12/2009 Marnaz Mirfatahi: CON funds moved from FFY Beyond to 12/13. As requested in October 2009 Survey.							Total:	217,000
3440 HBP CON								2,001,663	2,001,663
Local Match								259,337	259,337
Fed. Reimb. Rate: 88.53%	11/14/2008 Eric Bost: New candidate project accepted into program. Project not ready to ad so construction is pushed into beyond.							Total:	2,261,000



# 2018/19-2023/24 Highway Bridge Program

#21-00 ORA ORA020501\_HBP

See the appropriate FTIP/FSTIP for current funding commitments. This listing provides VERY detailed backup information to support the lump sum amounts programmed in the FTIP.

District: 12 County: Orange

Responsible Agency	Prior	18/19	19/20	20/21	21/22	22/23	23/24	Beyond	Total
--------------------	-------	-------	-------	-------	-------	-------	-------	--------	-------

Orange BRIDGE NO. PM00086, Bridge Preventive Maintenance Program (BPMP) various bridges in the City of Orange. See Caltrans Local Assistance HBP website for backup list of projects.

Fed Proj: BPMPL-5073(077)

Phase Summary:	Prior	18/19	19/20	20/21	21/22	22/23	23/24	Beyond	Total
PE	250,000								250,000
R/W									
CON				1,665,720					1,665,720
<b>Total</b>	<b>250,000</b>			<b>1,665,720</b>					<b>1,915,720</b>
Fund Source Summary:	Prior	18/19	19/20	20/21	21/22	22/23	23/24	Beyond	Total
Fed \$	221,325			1,474,662					1,695,987
Local Match	28,675			191,058					219,733
LSSRP Bond									
Local AC									
<b>Total</b>	<b>250,000</b>			<b>1,665,720</b>					<b>1,915,720</b>
PE Summary:	Prior	18/19	19/20	20/21	21/22	22/23	23/24	Beyond	Total
Fed \$	221,325								221,325
Local Match	28,675								28,675
LSSRP Bond									
Local AC									
<b>Total</b>	<b>250,000</b>								<b>250,000</b>

Phase Funding Details:

Proj id	Funds Src	Phase	Prior	18/19	19/20	20/21	21/22	22/23	23/24	Beyond	Total
4028	HBP	PE									
	Local Match										
Fed. Reimb. Rate: 88.53%										4/14/2014 Linda Newton: Not ready to ad within 6 months. PE funds moved from FFY 12/13 to 13/14. Funds not obligated, moved to next fiscal year. 8/21/2015 DLA-Admin: Fundline zeroed out due to FTIP cycle migration: 2012/13-17/18 to 2014/15-19/20. This does not impact funds in the current FTIP cycle.	
										Total:	
4028	HBP	PE		221,325							221,325
	Local Match			28,675							28,675
Fed. Reimb. Rate: 88.53%										10/10/2012 Linda Newton: New eligible project.	
										Total:	250,000

# 2018/19-2023/24 Highway Bridge Program

#21-00 ORA ORA020501\_HBP

See the appropriate FTIP/FSTIP for current funding commitments. This listing provides VERY detailed backup information to support the lump sum amounts programmed in the FTIP.

District: 12 County: Orange

Responsible Agency	Prior	18/19	19/20	20/21	21/22	22/23	23/24	Beyond	Total
<b>CON Summary:</b>	Prior	18/19	19/20	20/21	21/22	22/23	23/24	Beyond	Total
Fed \$				1,474,662					1,474,662
Local Match				191,058					191,058
LSSRP Bond									
Local AC									
Total				1,665,720					1,665,720

**Phase Funding Details:**

Proj id	Funds Src	Phase	Prior	18/19	19/20	20/21	21/22	22/23	23/24	Beyond	Total
4028	HBP	CON			-1,474,662	1,474,662					
	Local Match				-191,058	191,058					
Fed. Reimb. Rate: 88.53%      10/30/2019 DLA-Admin: Ready to Advertise. CON funds moved from FFY 19/20 to 20/21. Action taken to financially constrain the FTIP (PUSH). Attempt will be made to program this project in year shown.										Total:	
4028	HBP	CON			1,474,662	-1,474,662					
	Local Match				191,058	-191,058					
Fed. Reimb. Rate: 88.53%      10/23/2019 DLA-Admin: Ready to Advertise. CON funds moved from FFY 20/21 to 19/20. Project ready to advertise.										Total:	
4028	HBP	CON			-1,474,662	1,474,662					
	Local Match				-191,058	191,058					
Fed. Reimb. Rate: 88.53%      3/21/2019 DLA-Admin: Ready to Advertise. CON funds moved from FFY 19/20 to 20/21. Action taken to financially constrain the FTIP (PUSH). Attempt will be made to program this project in year shown.										Total:	
4028	HBP	CON		-1,474,662	1,474,662						
	Local Match			-191,058	191,058						
Fed. Reimb. Rate: 88.53%      3/20/2019 DLA-Admin: Ready to Advertise. CON funds moved from FFY 18/19 to 19/20. Action taken to financially constrain the FTIP (PUSH). Attempt will be made to program this project in year shown.										Total:	
4028	HBP	CON		1,474,662	-1,474,662						
	Local Match			191,058	-191,058						
Fed. Reimb. Rate: 88.53%      11/28/2018 Anh Nghiem: NEARLY Ready to Advertise. CON funds moved from FFY 19/20 to 18/19. Project ready to advertise.										Total:	
4028	HBP	CON		-1,474,662	1,474,662						
	Local Match			-191,058	191,058						
Fed. Reimb. Rate: 88.53%      10/25/2018 DLA-Admin: NEARLY Ready to Advertise. CON funds moved from FFY 18/19 to 19/20. Action taken to financially constrain the FTIP (PUSH). Attempt will be made to program this project in year shown.										Total:	
4028	HBP	CON		-1,474,662	1,474,662						
	Local Match			-191,058	191,058						
Fed. Reimb. Rate: 88.53%      10/24/2017 DLA-Admin: NEARLY Ready to Advertise. CON funds moved from FFY 17/18 to 18/19. Action taken to financially constrain the FTIP (PUSH). Attempt will be made to program this project in year shown.										Total:	

New!

New!

## 2018/19-2023/24 Highway Bridge Program

#21-00 ORA ORA020501\_HBP

See the appropriate FTIP/FSTIP for current funding commitments. This listing provides VERY detailed backup information to support the lump sum amounts programmed in the FTIP.

District: 12      County: Orange

Responsible Agency	Prior	18/19	19/20	20/21	21/22	22/23	23/24	Beyond	Total
4028    HBP            CON	814,140								814,140
Local Match	105,480								105,480
Fed. Reimb. Rate: 88.53%	8/25/2017 Linda Newton: Add funding to match revised BPMP Plan List.							Total:	919,620
4028    HBP            CON									
Local Match									
Fed. Reimb. Rate: 88.53%	10/25/2016 DLA-Admin: Not ready to ad within 6 months. CON funds moved from FFY 16/17 to 17/18. Action taken to financially constrain the FTIP (PUSH). Attempt will be made to program this project in year shown. 8/25/2019 DLA-Admin: Fundline zeroed out due to FTIP cycle migration: 2016/17-21/22 to 2018/19-23/24. This does not impact funds in the current FTIP cycle.							Total:	
4028    HBP            CON									
Local Match									
Fed. Reimb. Rate: 88.53%	10/29/2015 DLA-Admin: Not ready to ad within 6 months. CON funds moved from FFY 15/16 to 16/17. Action taken to financially constrain the FTIP (PUSH). Attempt will be made to program this project in year shown. 8/25/2019 DLA-Admin: Fundline zeroed out due to FTIP cycle migration: 2016/17-21/22 to 2018/19-23/24. This does not impact funds in the current FTIP cycle.							Total:	
4028    HBP            CON									
Local Match									
Fed. Reimb. Rate: 88.53%	9/17/2014 Ben Moghadasi: Not ready to ad within 6 months. CON funds moved from FFY 14/15 to 15/16. As requested in September 2014 Survey. 8/17/2017 DLA-Admin: Fundline zeroed out due to FTIP cycle migration: 2014/15-19/20 to 2016/17-21/22. This does not impact funds in the current FTIP cycle.							Total:	
4028    HBP            CON	660,522								660,522
Local Match	85,578								85,578
Fed. Reimb. Rate: 88.53%	10/10/2012 Linda Newton: New eligible project.							Total:	746,100

# 2018/19-2023/24 Highway Bridge Program

#21-00 ORA ORA020501\_HBP

See the appropriate FTIP/FSTIP for current funding commitments. This listing provides VERY detailed backup information to support the lump sum amounts programmed in the FTIP.

District: 12 County: Orange

Responsible Agency	Prior	18/19	19/20	20/21	21/22	22/23	23/24	Beyond	Total
--------------------	-------	-------	-------	-------	-------	-------	-------	--------	-------

Orange County

BRIDGE NO. 55C0172, MODJESKA CANYON RD OVER SANTIAGO CREEK, 0.1 MI N/O MODJESKA GR RD. Replace existing two lane bridge with new two lane bridge. 3/18/2013: Toll Credits programmed for PE, R/W, & CON. FPN, BRLO-5955(094), Adv. Proj. ID 1215000150

Fed Proj: BRLO-5955(094)

Phase Summary:	Prior	18/19	19/20	20/21	21/22	22/23	23/24	Beyond	Total
PE	355,000				105,000				460,000
R/W									
CON								1,152,000	1,152,000
<b>Total</b>	<b>355,000</b>				<b>105,000</b>			<b>1,152,000</b>	<b>1,612,000</b>

Fund Source Summary:	Prior	18/19	19/20	20/21	21/22	22/23	23/24	Beyond	Total
Fed \$	355,000				105,000			1,152,000	1,612,000
Local Match									
LSSRP Bond									
Local AC									
<b>Total</b>	<b>355,000</b>				<b>105,000</b>			<b>1,152,000</b>	<b>1,612,000</b>

PE Summary:	Prior	18/19	19/20	20/21	21/22	22/23	23/24	Beyond	Total
Fed \$	355,000				105,000				460,000
Local Match									
LSSRP Bond									
Local AC									
<b>Total</b>	<b>355,000</b>				<b>105,000</b>				<b>460,000</b>

Phase Funding Details:

Proj id	Funds Src	Phase	Prior	18/19	19/20	20/21	21/22	22/23	23/24	Beyond	Total
4078	HBP	PE			-105,000		105,000				
		Local Match									
Fed. Reimb. Rate: 100.00%										10/28/2019 DLA-Admin: Not ready to ad within 6 months. PE funds moved from FFY 19/20 to 21/22. NEPA not yet clear.	
										Total:	
4078	HBP	PE			105,000		-105,000				
		Local Match									
Fed. Reimb. Rate: 100.00%										9/18/2019 Anh Nghiem: Not ready to ad within 6 months. PE funds moved from FFY 21/22 to 19/20. As requested in September 2019 Survey.	
										Total:	
4078	HBP	PE		-105,000			105,000				
		Local Match									
Fed. Reimb. Rate: 100.00%										3/14/2019 Linda Newton: Not ready to ad within 6 months. PE funds moved from FFY 18/19 to 21/22. NEPA not yet clear.	
										Total:	

New!

New!

## 2018/19-2023/24 Highway Bridge Program

#21-00 ORA ORA020501\_HBP

See the appropriate FTIP/FSTIP for current funding commitments. This listing provides VERY detailed backup information to support the lump sum amounts programmed in the FTIP.

District: 12      County: Orange

Responsible Agency	Prior	18/19	19/20	20/21	21/22	22/23	23/24	Beyond	Total
4078    HBP      PE Local Match		105,000							105,000
Fed. Reimb. Rate: 100.00%	9/17/2018 Ben Moghadasi: The city needs additional funding for Technical (Noise study, Biological, NES and Water quality)								Total: 105,000
4078    HBP      PE Local Match		160,000							160,000
Fed. Reimb. Rate: 100.00%	9/28/2015 Ben Moghadasi: Not ready to ad within 6 months. PE funds moved from FFY 14/15 to 15/16. As requested by agency								Total: 160,000
4078    HBP      PE Local Match									
Fed. Reimb. Rate: 100.00%	9/18/2014 Ben Moghadasi: 9/18/14, Ben Moghadasi, The city has requested to add R/W \$ to Construction and move fund from beyond to FY 17/18.								Total:
4078    HBP      PE Local Match		195,000							195,000
Fed. Reimb. Rate: 100.00%	3/18/2013 Linda Newton: Reimbursement changed to 100% (Toll Credits). 3/18/2013 Linda Newton: New eligible project.								Total: 195,000

R/W Summary:	Prior	18/19	19/20	20/21	21/22	22/23	23/24	Beyond	Total
Fed \$									
Local Match									
LSSRP Bond									
Local AC									
Total									

Phase Funding Details:

Proj id	Funds Src	Phase	Prior	18/19	19/20	20/21	21/22	22/23	23/24	Beyond	Total
4078	HBP	R/W	-60,000								-60,000
	Local Match										
Fed. Reimb. Rate: 100.00%	9/28/2015 Ben Moghadasi: As requested in 2015 HBP Survey.								Total: -60,000		
4078	HBP	R/W									
	Local Match										
Fed. Reimb. Rate: 100.00%	9/18/2014 Ben Moghadasi: Not ready to ad within 6 months. RW funds moved from FFY 15/16 to 17/18. 8/25/2019 DLA-Admin: Fundline zeroed out due to FTIP cycle migration: 2016/17-21/22 to 2018/19-23/24. This does not impact funds in the current FTIP cycle.								Total:		
4078	HBP	R/W	60,000							-60,000	
	Local Match										
Fed. Reimb. Rate: 100.00%	10/7/2013 Ben Moghadasi: Not ready to ad within 6 months. RW funds moved from FFY Beyond to 15/16. As requested in September 2013 Survey.								Total:		

# 2018/19-2023/24 Highway Bridge Program

#21-00 ORA ORA020501\_HBP

See the appropriate FTIP/FSTIP for current funding commitments. This listing provides VERY detailed backup information to support the lump sum amounts programmed in the FTIP.

District: 12      County: Orange

Responsible Agency	Prior	18/19	19/20	20/21	21/22	22/23	23/24	Beyond	Total
4078    HBP            R/W Local Match								60,000	60,000
Fed. Reimb. Rate: 100.00%	3/18/2013 Linda Newton: Reimbursement changed to 100% (Toll Credits). 3/18/2013 Linda Newton: New eligible project.							Total:	60,000

CON Summary:	Prior	18/19	19/20	20/21	21/22	22/23	23/24	Beyond	Total
Fed \$								1,152,000	1,152,000
Local Match									
LSSRP Bond									
Local AC									
Total								1,152,000	1,152,000

Phase Funding Details:

Proj id	Funds Src	Phase	Prior	18/19	19/20	20/21	21/22	22/23	23/24	Beyond	Total	
4078	HBP	CON								-1,152,000	-1,152,000	New!
	Local Match											
Fed. Reimb. Rate: 100.00%	10/24/2019 Bobby Zezoff; As per the FFY2019 survey, CON is \$1,152,000. Fund line was doubled on 3/12/2019 in error.									Total:	-1,152,000	
4078	HBP	CON					-2,304,000			2,304,000		New!
	Local Match											
Fed. Reimb. Rate: 100.00%	10/24/2019 Bobby Zezoff: Not ready to ad within 6 months. CON funds moved from FFY 21/22 to Beyond. NEPA not yet clear.									Total:		
4078	HBP	CON					2,304,000			-2,304,000		New!
	Local Match											
Fed. Reimb. Rate: 100.00%	9/18/2019 Anh Nghiem: Not ready to ad within 6 months. CON funds moved from FFY Beyond to 21/22. As requested in September 2019 Survey.									Total:		
4078	HBP	CON					-2,304,000			2,304,000		
	Local Match											
Fed. Reimb. Rate: 100.00%	3/20/2019 DLA-Admin: Not ready to ad within 6 months. CON funds moved from FFY 21/22 to Beyond. Action taken to financially constrain the FTIP (PUSH). Attempt will be made to program this project in year shown.									Total:		
4078	HBP	CON					2,304,000			-1,152,000	1,152,000	
	Local Match											
Fed. Reimb. Rate: 100.00%	3/12/2019 Anh Nghiem: Not ready to ad within 6 months. CON funds moved from FFY Beyond to 21/22. As requested by agency.									Total:	1,152,000	
4078	HBP	CON					-1,152,000			1,152,000		
	Local Match											
Fed. Reimb. Rate: 100.00%	10/25/2018 DLA-Admin: Not ready to ad within 6 months. CON funds moved from FFY 21/22 to Beyond. Action taken to financially constrain the FTIP (PUSH). Attempt will be made to program this project in year shown.									Total:		

## 2018/19-2023/24 Highway Bridge Program

#21-00 ORA ORA020501\_HBP

See the appropriate FTIP/FSTIP for current funding commitments. This listing provides VERY detailed backup information to support the lump sum amounts programmed in the FTIP.

District: 12      County: Orange

Responsible Agency	Prior	18/19	19/20	20/21	21/22	22/23	23/24	Beyond	Total
4078 HBP Local Match	CON			-1,152,000	1,152,000				
Fed. Reimb. Rate: 100.00%	10/24/2018 DLA-Admin: Not ready to ad within 6 months. CON funds moved from FFY 20/21 to 21/22. Action taken to financially constrain the FTIP (PUSH). Attempt will be made to program this project in year shown.							Total:	_____
4078 HBP Local Match	CON			1,152,000				-1,152,000	
Fed. Reimb. Rate: 100.00%	9/17/2018 Ben Moghadasi: Not ready to ad within 6 months. CON funds moved from FFY Beyond to 20/21. As requested in September 2018 Survey.							Total:	_____
4078 HBP Local Match	CON					-1,152,000		1,152,000	
Fed. Reimb. Rate: 100.00%	3/28/2018 DLA-Admin: Not ready to ad within 6 months. CON funds moved from FFY 21/22 to Beyond. Action taken to financially constrain the FTIP (PUSH). Attempt will be made to program this project in year shown.							Total:	_____
4078 HBP Local Match	CON			-1,152,000	1,152,000				
Fed. Reimb. Rate: 100.00%	3/28/2018 DLA-Admin: Not ready to ad within 6 months. CON funds moved from FFY 20/21 to 21/22. Action taken to financially constrain the FTIP (PUSH). Attempt will be made to program this project in year shown.							Total:	_____
4078 HBP Local Match	CON		-1,152,000	1,152,000					
Fed. Reimb. Rate: 100.00%	3/28/2018 DLA-Admin: Not ready to ad within 6 months. CON funds moved from FFY 19/20 to 20/21. Action taken to financially constrain the FTIP (PUSH). Attempt will be made to program this project in year shown.							Total:	_____
4078 HBP Local Match	CON		1,152,000					-1,152,000	
Fed. Reimb. Rate: 100.00%	3/6/2018 Ben Moghadasi: Not ready to ad within 6 months. CON funds moved from FFY Beyond to 19/20. As requested by agency.							Total:	_____
4078 HBP Local Match	CON		-1,152,000					1,152,000	
Fed. Reimb. Rate: 100.00%	10/25/2016 DLA-Admin: Not ready to ad within 6 months. CON funds moved from FFY 19/20 to Beyond. Action taken to financially constrain the FTIP (PUSH). Attempt will be made to program this project in year shown.							Total:	_____
4078 HBP Local Match	CON		1,152,000					-1,152,000	
Fed. Reimb. Rate: 100.00%	9/21/2016 Ben Moghadasi: Not ready to ad within 6 months. CON funds moved from FFY Beyond to 19/20. As requested in September 2016 Survey.							Total:	_____
4078 HBP Local Match	CON		-1,152,000					1,152,000	
Fed. Reimb. Rate: 100.00%	10/29/2015 DLA-Admin: Not ready to ad within 6 months. CON funds moved from FFY 19/20 to Beyond. Action taken to financially constrain the FTIP (PUSH). Attempt will be made to program this project in year shown.							Total:	_____

## 2018/19-2023/24 Highway Bridge Program

#21-00 ORA ORA020501\_HBP

See the appropriate FTIP/FSTIP for current funding commitments. This listing provides VERY detailed backup information to support the lump sum amounts programmed in the FTIP.

District: 12      County: Orange

Responsible Agency	Prior	18/19	19/20	20/21	21/22	22/23	23/24	Beyond	Total
4078 HBP Local Match	CON	-1,152,000	1,152,000						
Fed. Reimb. Rate: 100.00%      10/29/2015 DLA-Admin: Not ready to ad within 6 months. CON funds moved from FFY 18/19 to 19/20. Action taken to financially constrain the FTIP (PUSH). Attempt will be made to program this project in year shown.									Total: _____
4078 HBP Local Match	CON		1,152,000					-1,092,000	60,000
Fed. Reimb. Rate: 100.00%      9/28/2015 Ben Moghadasi: Not ready to ad within 6 months. CON funds moved from FFY Beyond to 18/19. As requested by agency									Total: _____
4078 HBP Local Match	CON	-1,092,000							1,092,000
Fed. Reimb. Rate: 100.00%      10/28/2014 DLA-Admin: Not ready to ad within 6 months. CON funds moved from FFY 17/18 to Beyond. Action taken to financially constrain the FTIP (PUSH). Attempt will be made to program this project in year shown.									Total: _____
4078 HBP Local Match	CON		1,092,000					-1,092,000	
Fed. Reimb. Rate: 100.00%      9/18/2014 Ben Moghadasi: Not ready to ad within 6 months. CON funds moved from FFY Beyond to 17/18. As requested in September 2014 Survey.									Total: _____
4078 HBP Local Match	CON							1,092,000	1,092,000
Fed. Reimb. Rate: 100.00%      3/18/2013 Linda Newton: Reimbursement changed to 100% (Toll Credits). 3/18/2013 Linda Newton: New eligible project.									Total: _____



# 2018/19-2023/24 Highway Bridge Program

#21-00 ORA ORA020501\_HBP

See the appropriate FTIP/FSTIP for current funding commitments. This listing provides VERY detailed backup information to support the lump sum amounts programmed in the FTIP.

District: 12      County: Orange

Responsible Agency

Prior	18/19	19/20	20/21	21/22	22/23	23/24	Beyond	Total
-------	-------	-------	-------	-------	-------	-------	--------	-------

Orange County

BRIDGE NO. 55C0174, SILVERADO CNYN RD. OVER SILVERADO CANYON CREEK, 1.6 MI E/O SANTIAGO ROAD. Replace existing two lane bridge with two lane bridge. 3/14/2013: Toll Credits programmed for PE & CON. FPN BRLO-5955 (095), Adv. Proj. ID 1215000151

Fed Proj: BRLO-5955(095)

Phase Summary:	Prior	18/19	19/20	20/21	21/22	22/23	23/24	Beyond	Total
PE	421,500				246,500				668,000
R/W									
CON								1,436,400	1,436,400
<b>Total</b>	<b>421,500</b>				<b>246,500</b>			<b>1,436,400</b>	<b>2,104,400</b>
Fund Source Summary:	Prior	18/19	19/20	20/21	21/22	22/23	23/24	Beyond	Total
Fed \$	421,500				246,500			1,436,400	2,104,400
Local Match									
LSSRP Bond									
Local AC									
<b>Total</b>	<b>421,500</b>				<b>246,500</b>			<b>1,436,400</b>	<b>2,104,400</b>
PE Summary:	Prior	18/19	19/20	20/21	21/22	22/23	23/24	Beyond	Total
Fed \$	421,500				246,500				668,000
Local Match									
LSSRP Bond									
Local AC									
<b>Total</b>	<b>421,500</b>				<b>246,500</b>				<b>668,000</b>

Phase Funding Details:

Proj id	Funds Src	Phase	Prior	18/19	19/20	20/21	21/22	22/23	23/24	Beyond	Total
4077	HBP	PE			-246,500		246,500				
		Local Match									
Fed. Reimb. Rate: 100.00%										10/28/2019 DLA-Admin: Not ready to ad within 6 months. PE funds moved from FFY 19/20 to 21/22. NEPA not yet clear.	
										Total:	
4077	HBP	PE			246,500		-246,500				
		Local Match									
Fed. Reimb. Rate: 100.00%										9/18/2019 Anh Nghiem: Not ready to ad within 6 months. PE funds moved from FFY 21/22 to 19/20. As requested in September 2019 Survey.	
										Total:	
4077	HBP	PE		-246,500			246,500				
		Local Match									
Fed. Reimb. Rate: 100.00%										3/14/2019 Linda Newton: Not ready to ad within 6 months. PE funds moved from FFY 18/19 to 21/22. NEPA not yet clear.	
										Total:	

New!

New!

# 2018/19-2023/24 Highway Bridge Program

#21-00 ORA ORA020501\_HBP

See the appropriate FTIP/FSTIP for current funding commitments. This listing provides VERY detailed backup information to support the lump sum amounts programmed in the FTIP.

District: 12      County: Orange

Responsible Agency	Prior	18/19	19/20	20/21	21/22	22/23	23/24	Beyond	Total
4077    HBP      PE Local Match		246,500							246,500
Fed. Reimb. Rate: 100.00%	9/18/2018 Anh Nghiem: Not ready to ad within 6 months. Agency is requesting an additional \$246,500 PE funds , as requested in September 2018 Survey.							Total:	246,500
4077    HBP      PE Local Match									
Fed. Reimb. Rate: 100.00%	8/11/2016 Eileen Crawford: The last Off System funded project for 15/16. Remaining funds prograded in 16/17. 8/25/2019 DLA-Admin: Fundline zeroed out due to FTIP cycle migration: 2016/17-21/22 to 2018/19-23/24. This does not impact funds in the current FTIP cycle.							Total:	
4077    HBP      PE Local Match		165,000							165,000
Fed. Reimb. Rate: 100.00%	9/28/2015 Ben Moghadasi: Not ready to ad within 6 months. PE funds moved from FFY 14/15 to 15/16. As requested by agency in 2015 HBP Survey.							Total:	165,000
4077    HBP      PE Local Match		256,500							256,500
Fed. Reimb. Rate: 100.00%	3/14/2013 Linda Newton: Reimbursement changed to 100% (Toll Credits). 3/14/2013 Linda Newton: New eligible project.							Total:	256,500

CON Summary:	Prior	18/19	19/20	20/21	21/22	22/23	23/24	Beyond	Total
Fed \$								1,436,400	1,436,400
Local Match									
LSSRP Bond									
Local AC									
<b>Total</b>								1,436,400	1,436,400

Phase Funding Details:

Proj id	Funds Src	Phase	Prior	18/19	19/20	20/21	21/22	22/23	23/24	Beyond	Total
4077	HBP	CON					-1,436,400			1,436,400	New!
	Local Match										
Fed. Reimb. Rate: 100.00%	10/24/2019 Bobby Zezoff: Not ready to ad within 6 months. CON funds moved from FFY 21/22 to Beyond. NEPA not yet clear.									Total:	
4077	HBP	CON					1,436,400			-1,436,400	New!
	Local Match										
Fed. Reimb. Rate: 100.00%	9/18/2019 Anh Nghiem: Not ready to ad within 6 months. CON funds moved from FFY Beyond to 21/22. As requested in September 2019 Survey.									Total:	
4077	HBP	CON					-1,436,400			1,436,400	
	Local Match										
Fed. Reimb. Rate: 100.00%	3/20/2019 DLA-Admin: Not ready to ad within 6 months. CON funds moved from FFY 21/22 to Beyond. Action taken to financially constrain the FTIP (PUSH). Attempt will be made to program this project in year shown.									Total:	

# 2018/19-2023/24 Highway Bridge Program

#21-00 ORA ORA020501\_HBP

See the appropriate FTIP/FSTIP for current funding commitments. This listing provides VERY detailed backup information to support the lump sum amounts programmed in the FTIP.

District: 12      County: Orange

Responsible Agency	Prior	18/19	19/20	20/21	21/22	22/23	23/24	Beyond	Total
4077 HBP CON Local Match					1,436,400			-1,436,400	
Fed. Reimb. Rate: 100.00%	3/12/2019 Anh Nghiem: Not ready to ad within 6 months. CON funds moved from FFY Beyond to 21/22. As requested by agency.							Total:	_____
4077 HBP CON Local Match					-1,436,400			1,436,400	
Fed. Reimb. Rate: 100.00%	10/25/2018 DLA-Admin: Not ready to ad within 6 months. CON funds moved from FFY 21/22 to Beyond. Action taken to financially constrain the FTIP (PUSH). Attempt will be made to program this project in year shown.							Total:	_____
4077 HBP CON Local Match				-1,436,400	1,436,400				
Fed. Reimb. Rate: 100.00%	10/24/2018 DLA-Admin: Not ready to ad within 6 months. CON funds moved from FFY 20/21 to 21/22. Action taken to financially constrain the FTIP (PUSH). Attempt will be made to program this project in year shown.							Total:	_____
4077 HBP CON Local Match				1,436,400				-1,436,400	
Fed. Reimb. Rate: 100.00%	9/18/2018 Anh Nghiem: Not ready to ad within 6 months. CON funds moved from FFY Beyond to 20/21. As requested in September 2018 Survey.							Total:	_____
4077 HBP CON Local Match					-1,436,400			1,436,400	
Fed. Reimb. Rate: 100.00%	3/28/2018 DLA-Admin: Not ready to ad within 6 months. CON funds moved from FFY 21/22 to Beyond. Action taken to financially constrain the FTIP (PUSH). Attempt will be made to program this project in year shown.							Total:	_____
4077 HBP CON Local Match				-1,436,400	1,436,400				
Fed. Reimb. Rate: 100.00%	3/28/2018 DLA-Admin: Not ready to ad within 6 months. CON funds moved from FFY 20/21 to 21/22. Action taken to financially constrain the FTIP (PUSH). Attempt will be made to program this project in year shown.							Total:	_____
4077 HBP CON Local Match			-1,436,400	1,436,400					
Fed. Reimb. Rate: 100.00%	3/28/2018 DLA-Admin: Not ready to ad within 6 months. CON funds moved from FFY 19/20 to 20/21. Action taken to financially constrain the FTIP (PUSH). Attempt will be made to program this project in year shown.							Total:	_____
4077 HBP CON Local Match			1,436,400					-1,436,400	
Fed. Reimb. Rate: 100.00%	3/6/2018 Ben Moghadasi: Not ready to ad within 6 months. CON funds moved from FFY Beyond to 19/20. As requested by agency.							Total:	_____
4077 HBP CON Local Match					-1,436,400			1,436,400	
Fed. Reimb. Rate: 100.00%	10/24/2017 DLA-Admin: Not ready to ad within 6 months. CON funds moved from FFY 21/22 to Beyond. Action taken to financially constrain the FTIP (PUSH). Attempt will be made to program this project in year shown.							Total:	_____
4077 HBP CON Local Match				-1,436,400	1,436,400				
Fed. Reimb. Rate: 100.00%	10/24/2017 DLA-Admin: Not ready to ad within 6 months. CON funds moved from FFY 20/21 to 21/22. Action taken to financially constrain the FTIP (PUSH). Attempt will be made to program this project in year shown.							Total:	_____

## 2018/19-2023/24 Highway Bridge Program

#21-00 ORA ORA020501\_HBP

See the appropriate FTIP/FSTIP for current funding commitments. This listing provides VERY detailed backup information to support the lump sum amounts programmed in the FTIP.

District: 12      County: Orange

Responsible Agency	Prior	18/19	19/20	20/21	21/22	22/23	23/24	Beyond	Total
4077 HBP CON Local Match			-1,436,400	1,436,400					
Fed. Reimb. Rate: 100.00%	10/24/2017 DLA-Admin: Not ready to ad within 6 months. CON funds moved from FFY 19/20 to 20/21. Action taken to financially constrain the FTIP (PUSH). Attempt will be made to program this project in year shown.							Total:	_____
4077 HBP CON Local Match		-1,436,400	1,436,400						
Fed. Reimb. Rate: 100.00%	10/23/2017 DLA-Admin: Not ready to ad within 6 months. CON funds moved from FFY 18/19 to 19/20. Action taken to financially constrain the FTIP (PUSH). Attempt will be made to program this project in year shown.							Total:	_____
4077 HBP CON Local Match		1,436,400						-1,436,400	
Fed. Reimb. Rate: 100.00%	10/4/2017 Ben Moghadasi: Not ready to ad within 6 months. CON funds moved from FFY Beyond to 18/19. As requested in September 2017 Survey.							Total:	_____
4077 HBP CON Local Match			-1,436,400					1,436,400	
Fed. Reimb. Rate: 100.00%	10/25/2016 DLA-Admin: Not ready to ad within 6 months. CON funds moved from FFY 19/20 to Beyond. Action taken to financially constrain the FTIP (PUSH). Attempt will be made to program this project in year shown.							Total:	_____
4077 HBP CON Local Match			1,436,400					-1,436,400	
Fed. Reimb. Rate: 100.00%	9/21/2016 Ben Moghadasi: Not ready to ad within 6 months. CON funds moved from FFY Beyond to 19/20. As requested in September 2016 Survey.							Total:	_____
4077 HBP CON Local Match			-1,436,400					1,436,400	
Fed. Reimb. Rate: 100.00%	10/29/2015 DLA-Admin: Not ready to ad within 6 months. CON funds moved from FFY 19/20 to Beyond. Action taken to financially constrain the FTIP (PUSH). Attempt will be made to program this project in year shown.							Total:	_____
4077 HBP CON Local Match		-1,436,400	1,436,400						
Fed. Reimb. Rate: 100.00%	10/29/2015 DLA-Admin: Not ready to ad within 6 months. CON funds moved from FFY 18/19 to 19/20. Action taken to financially constrain the FTIP (PUSH). Attempt will be made to program this project in year shown.							Total:	_____
4077 HBP CON Local Match		1,436,400						-1,436,400	
Fed. Reimb. Rate: 100.00%	9/28/2015 Ben Moghadasi: Not ready to ad within 6 months. CON funds moved from FFY Beyond to 18/19. As requested by agency							Total:	_____
4077 HBP CON Local Match		-1,436,400						1,436,400	
Fed. Reimb. Rate: 100.00%	10/28/2014 DLA-Admin: Not ready to ad within 6 months. CON funds moved from FFY 17/18 to Beyond. Action taken to financially constrain the FTIP (PUSH). Attempt will be made to program this project in year shown.							Total:	_____

## 2018/19-2023/24 Highway Bridge Program

#21-00 ORA ORA020501\_HBP

See the appropriate FTIP/FSTIP for current funding commitments. This listing provides VERY detailed backup information to support the lump sum amounts programmed in the FTIP.

District: 12      County: Orange

Responsible Agency	Prior	18/19	19/20	20/21	21/22	22/23	23/24	Beyond	Total
4077 HBP Local Match	CON	1,436,400						-1,436,400	
Fed. Reimb. Rate: 100.00%      9/18/2014 Ben Moghadasi: Not ready to ad within 6 months. CON funds moved from FFY Beyond to 17/18. As requested in September 2014 Survey.									Total: _____
4077 HBP Local Match	CON	-1,436,400						1,436,400	
Fed. Reimb. Rate: 100.00%      11/14/2013 DLA-Admin: Not ready to ad within 6 months. CON funds moved from FFY 17/18 to Beyond. Action taken to financially constrain the FTIP (PUSH). Attempt will be made to program this project in year shown.									Total: _____
4077 HBP Local Match	CON								
Fed. Reimb. Rate: 100.00%      11/14/2013 DLA-Admin: Not ready to ad within 6 months. CON funds moved from FFY 16/17 to 17/18. Action taken to financially constrain the FTIP (PUSH). Attempt will be made to program this project in year shown. 8/25/2019 DLA-Admin: Fundline zeroed out due to FTIP cycle migration: 2016/17-21/22 to 2018/19-23/24. This does not impact funds in the current FTIP cycle.									Total: _____
4077 HBP Local Match	CON	1,436,400						-1,436,400	
Fed. Reimb. Rate: 100.00%      10/7/2013 Ben Moghadasi: Not ready to ad within 6 months. CON funds moved from FFY Beyond to 16/17. As requested in September 2013 Survey.									Total: _____
4077 HBP Local Match	CON							1,436,400	1,436,400
Fed. Reimb. Rate: 100.00%      3/14/2013 Linda Newton: Reimbursement changed to 100% (Toll Credits). 3/14/2013 Linda Newton: New eligible project.									Total: _____ 1,436,400

# 2018/19-2023/24 Highway Bridge Program

#21-00 ORA ORA020501\_HBP

See the appropriate FTIP/FSTIP for current funding commitments. This listing provides VERY detailed backup information to support the lump sum amounts programmed in the FTIP.

District: 12      County: Orange

Responsible Agency	Prior	18/19	19/20	20/21	21/22	22/23	23/24	Beyond	Total
--------------------	-------	-------	-------	-------	-------	-------	-------	--------	-------

Orange County

BRIDGE NO. 55C0175, SILVERADO CANYN RD OVER LADD CANYON, 2.2 MI. E/O SANTIAGO ROAD. Bridge replacement project.  
 Replace 2 lane bridge with 2 lane bridge (no added capacity). 2/14/2013: Toll Credits programmed for PE & CON.

Fed Proj: BRLO-5955(087)

Phase Summary:	Prior	18/19	19/20	20/21	21/22	22/23	23/24	Beyond	Total
PE	359,250				156,000				515,250
R/W									
CON								1,115,800	1,115,800
<b>Total</b>	<b>359,250</b>				<b>156,000</b>			<b>1,115,800</b>	<b>1,631,050</b>
Fund Source Summary:	Prior	18/19	19/20	20/21	21/22	22/23	23/24	Beyond	Total
Fed \$	359,250				156,000			1,115,800	1,631,050
Local Match									
LSSRP Bond									
Local AC									
<b>Total</b>	<b>359,250</b>				<b>156,000</b>			<b>1,115,800</b>	<b>1,631,050</b>
PE Summary:	Prior	18/19	19/20	20/21	21/22	22/23	23/24	Beyond	Total
Fed \$	359,250				156,000				515,250
Local Match									
LSSRP Bond									
Local AC									
<b>Total</b>	<b>359,250</b>				<b>156,000</b>				<b>515,250</b>

Phase Funding Details:

Proj id	Funds Src	Phase	Prior	18/19	19/20	20/21	21/22	22/23	23/24	Beyond	Total
4051	HBP	PE			-156,000		156,000				
		Local Match									
Fed. Reimb. Rate: 100.00%										10/24/2019 Bobby Zezoff: Not ready to ad within 6 months. PE funds moved from FFY 19/20 to 21/22. Delivery failure of phase in 18/19. Push funding to FFY 21/22, per LAPG Ch. 6.	
Total: _____											
4051	HBP	PE		-156,000	156,000						
		Local Match									
Fed. Reimb. Rate: 100.00%										9/18/2019 Anh Nghiem: Not ready to ad within 6 months. PE funds moved from FFY 18/19 to 19/20. As requested in September 2019 Survey.	
Total: _____											
4051	HBP	PE		156,000							156,000
		Local Match									
Fed. Reimb. Rate: 100.00%										10/24/2019 DLA-Admin: Fund line failed to deliver. 9/18/2018 Anh Nghiem: Not ready to ad within 6 months. CON funds be added in FFY 18/19 as requested in September 2018 Survey.	
Total: _____											

New!

New!

# 2018/19-2023/24 Highway Bridge Program

#21-00 ORA ORA020501\_HBP

See the appropriate FTIP/FSTIP for current funding commitments. This listing provides VERY detailed backup information to support the lump sum amounts programmed in the FTIP.

District: 12 County: Orange

Responsible Agency	Prior	18/19	19/20	20/21	21/22	22/23	23/24	Beyond	Total
4051 HBP PE Local Match	160,000		-160,000						
Fed. Reimb. Rate: 100.00%	10/17/2018 DLA-Admin: Fund line failed to deliver. 3/6/2018 Ben Moghadasi: Not ready to ad within 6 months. PE funds moved from FFY 19/20 to 17/18. As requested by agency.							Total:	_____
4051 HBP PE Local Match	-160,000		160,000						
Fed. Reimb. Rate: 100.00%	3/18/2017 DLA-Admin: Not ready to ad within 6 months. PE funds moved from FFY 16/17 to 19/20. NEPA not yet clear.							Total:	_____
4051 HBP PE Local Match									
Fed. Reimb. Rate: 100.00%	10/17/2016 DLA-Admin: Not ready to ad within 6 months. PE funds moved from FFY 15/16 to 16/17. Funds not obligated, moved to next fiscal year. 8/25/2019 DLA-Admin: Fundline zeroed out due to FTIP cycle migration: 2016/17-21/22 to 2018/19-23/24. This does not impact funds in the current FTIP cycle.							Total:	_____
4051 HBP PE Local Match	160,000								160,000
Fed. Reimb. Rate: 100.00%	9/28/2015 Ben Moghadasi: The Agency has to spend additional \$ because of Environmental additional requests This information is made available to the public. Check the priority flags if this is wrong: Not ready to ad within 6 months							Total:	160,000
4051 HBP PE Local Match	199,250								199,250
Fed. Reimb. Rate: 100.00%	2/14/2013 Linda Newton: Reimbursement changed to 100% (Toll Credits). 2/13/2013 Linda Newton: New eligible project.							Total:	199,250

CON Summary:	Prior	18/19	19/20	20/21	21/22	22/23	23/24	Beyond	Total
Fed \$								1,115,800	1,115,800
Local Match									
LSSRP Bond									
Local AC									
Total								1,115,800	1,115,800

Phase Funding Details:

Proj id	Funds Src	Phase	Prior	18/19	19/20	20/21	21/22	22/23	23/24	Beyond	Total
4051	HBP	CON							-1,115,800	1,115,800	New!
	Local Match										
Fed. Reimb. Rate: 100.00%	10/30/2019 DLA-Admin: Not ready to ad within 6 months. CON funds moved from FFY 23/24 to Beyond. Action taken to financially constrain the FTIP (PUSH). Attempt will be made to program this project in year shown.							Total:	_____		
4051	HBP	CON						-1,115,800	1,115,800		New!
	Local Match										
Fed. Reimb. Rate: 100.00%	10/30/2019 DLA-Admin: Not ready to ad within 6 months. CON funds moved from FFY 22/23 to 23/24. Action taken to financially constrain the FTIP (PUSH). Attempt will be made to program this project in year shown.							Total:	_____		

## 2018/19-2023/24 Highway Bridge Program

#21-00 ORA ORA020501\_HBP

See the appropriate FTIP/FSTIP for current funding commitments. This listing provides VERY detailed backup information to support the lump sum amounts programmed in the FTIP.

District: 12      County: Orange

Responsible Agency	Prior	18/19	19/20	20/21	21/22	22/23	23/24	Beyond	Total
4051 HBP CON Local Match					-1,115,800	1,115,800			New!
Fed. Reimb. Rate: 100.00%	10/30/2019 DLA-Admin: Not ready to ad within 6 months. CON funds moved from FFY 21/22 to 22/23. Action taken to financially constrain the FTIP (PUSH). Attempt will be made to program this project in year shown.							Total:	
4051 HBP CON Local Match				-1,115,800	1,115,800				New!
Fed. Reimb. Rate: 100.00%	10/24/2019 Bobby Zezoff: Not ready to ad within 6 months. CON funds moved from FFY 20/21 to 21/22. Delivery failure of phase in 18/19. Push funding to FFY 21/22, per LAPG Ch. 6.							Total:	
4051 HBP CON Local Match				1,115,800				-1,115,800	New!
Fed. Reimb. Rate: 100.00%	9/18/2019 Anh Nghiem: Not ready to ad within 6 months. CON funds moved from FFY Beyond to 20/21. As requested in September 2019 Survey.							Total:	
4051 HBP CON Local Match					-1,115,800			1,115,800	
Fed. Reimb. Rate: 100.00%	3/20/2019 DLA-Admin: Not ready to ad within 6 months. CON funds moved from FFY 21/22 to Beyond. Action taken to financially constrain the FTIP (PUSH). Attempt will be made to program this project in year shown.							Total:	
4051 HBP CON Local Match					1,115,800			-1,115,800	
Fed. Reimb. Rate: 100.00%	3/12/2019 Anh Nghiem: Not ready to ad within 6 months. CON funds moved from FFY Beyond to 21/22. As requested by agency.							Total:	
4051 HBP CON Local Match					-1,115,800			1,115,800	
Fed. Reimb. Rate: 100.00%	10/25/2018 DLA-Admin: Not ready to ad within 6 months. CON funds moved from FFY 21/22 to Beyond. Action taken to financially constrain the FTIP (PUSH). Attempt will be made to program this project in year shown.							Total:	
4051 HBP CON Local Match				-1,115,800	1,115,800				
Fed. Reimb. Rate: 100.00%	10/24/2018 DLA-Admin: Not ready to ad within 6 months. CON funds moved from FFY 20/21 to 21/22. Action taken to financially constrain the FTIP (PUSH). Attempt will be made to program this project in year shown.							Total:	
4051 HBP CON Local Match			-1,115,800	1,115,800					
Fed. Reimb. Rate: 100.00%	10/24/2018 DLA-Admin: Not ready to ad within 6 months. CON funds moved from FFY 19/20 to 20/21. Action taken to financially constrain the FTIP (PUSH). Attempt will be made to program this project in year shown.							Total:	
4051 HBP CON Local Match		-1,115,800	1,115,800						
Fed. Reimb. Rate: 100.00%	10/24/2018 DLA-Admin: Not ready to ad within 6 months. CON funds moved from FFY 18/19 to 19/20. Action taken to financially constrain the FTIP (PUSH). Attempt will be made to program this project in year shown.							Total:	



## 2018/19-2023/24 Highway Bridge Program

#21-00 ORA ORA020501\_HBP

See the appropriate FTIP/FSTIP for current funding commitments. This listing provides VERY detailed backup information to support the lump sum amounts programmed in the FTIP.

District: 12      County: Orange

Responsible Agency	Prior	18/19	19/20	20/21	21/22	22/23	23/24	Beyond	Total
4051 HBP Local Match	CON	1,115,800						-1,115,800	
Fed. Reimb. Rate: 100.00%	9/18/2018 Anh Nghiem: Not ready to ad within 6 months. CON funds moved from FFY Beyond to 18/19. As requested in September 2018 Survey.							Total:	_____
4051 HBP Local Match	CON				-1,115,800			1,115,800	
Fed. Reimb. Rate: 100.00%	3/28/2018 DLA-Admin: Not ready to ad within 6 months. CON funds moved from FFY 21/22 to Beyond. Action taken to financially constrain the FTIP (PUSH). Attempt will be made to program this project in year shown.							Total:	_____
4051 HBP Local Match	CON			-1,115,800	1,115,800				
Fed. Reimb. Rate: 100.00%	3/28/2018 DLA-Admin: Not ready to ad within 6 months. CON funds moved from FFY 20/21 to 21/22. Action taken to financially constrain the FTIP (PUSH). Attempt will be made to program this project in year shown.							Total:	_____
4051 HBP Local Match	CON		-1,115,800	1,115,800					
Fed. Reimb. Rate: 100.00%	3/28/2018 DLA-Admin: Not ready to ad within 6 months. CON funds moved from FFY 19/20 to 20/21. Action taken to financially constrain the FTIP (PUSH). Attempt will be made to program this project in year shown.							Total:	_____
4051 HBP Local Match	CON	-1,115,800	1,115,800						
Fed. Reimb. Rate: 100.00%	3/28/2018 DLA-Admin: Not ready to ad within 6 months. CON funds moved from FFY 18/19 to 19/20. Action taken to financially constrain the FTIP (PUSH). Attempt will be made to program this project in year shown.							Total:	_____
4051 HBP Local Match	CON	1,115,800						-1,115,800	
Fed. Reimb. Rate: 100.00%	3/6/2018 Ben Moghadasi: Not ready to ad within 6 months. CON funds moved from FFY Beyond to 18/19. As requested by agency.							Total:	_____
4051 HBP Local Match	CON				-1,115,800			1,115,800	
Fed. Reimb. Rate: 100.00%	10/24/2017 DLA-Admin: Not ready to ad within 6 months. CON funds moved from FFY 21/22 to Beyond. Action taken to financially constrain the FTIP (PUSH). Attempt will be made to program this project in year shown.							Total:	_____
4051 HBP Local Match	CON				-1,115,800	1,115,800			
Fed. Reimb. Rate: 100.00%	10/24/2017 DLA-Admin: Not ready to ad within 6 months. CON funds moved from FFY 20/21 to 21/22. Action taken to financially constrain the FTIP (PUSH). Attempt will be made to program this project in year shown.							Total:	_____
4051 HBP Local Match	CON		-1,115,800	1,115,800					
Fed. Reimb. Rate: 100.00%	10/24/2017 DLA-Admin: Not ready to ad within 6 months. CON funds moved from FFY 19/20 to 20/21. Action taken to financially constrain the FTIP (PUSH). Attempt will be made to program this project in year shown.							Total:	_____

## 2018/19-2023/24 Highway Bridge Program

#21-00 ORA ORA020501\_HBP

See the appropriate FTIP/FSTIP for current funding commitments. This listing provides VERY detailed backup information to support the lump sum amounts programmed in the FTIP.

District: 12      County: Orange

Responsible Agency	Prior	18/19	19/20	20/21	21/22	22/23	23/24	Beyond	Total
4051 HBP Local Match	CON	-1,115,800	1,115,800						
Fed. Reimb. Rate: 100.00%	10/23/2017 DLA-Admin: Not ready to ad within 6 months. CON funds moved from FFY 18/19 to 19/20. Action taken to financially constrain the FTIP (PUSH). Attempt will be made to program this project in year shown.							Total:	_____
4051 HBP Local Match	CON	1,115,800						-1,115,800	
Fed. Reimb. Rate: 100.00%	10/4/2017 Ben Moghadasi: Not ready to ad within 6 months. CON funds moved from FFY Beyond to 18/19. As requested in September 2017 Survey.							Total:	_____
4051 HBP Local Match	CON		-1,115,800					1,115,800	
Fed. Reimb. Rate: 100.00%	10/25/2016 DLA-Admin: Not ready to ad within 6 months. CON funds moved from FFY 19/20 to Beyond. Action taken to financially constrain the FTIP (PUSH). Attempt will be made to program this project in year shown.							Total:	_____
4051 HBP Local Match	CON		1,115,800					-1,115,800	
Fed. Reimb. Rate: 100.00%	9/21/2016 Ben Moghadasi: Not ready to ad within 6 months. CON funds moved from FFY Beyond to 19/20. As requested in September 2016 Survey.							Total:	_____
4051 HBP Local Match	CON		-1,115,800					1,115,800	
Fed. Reimb. Rate: 100.00%	10/29/2015 DLA-Admin: Not ready to ad within 6 months. CON funds moved from FFY 19/20 to Beyond. Action taken to financially constrain the FTIP (PUSH). Attempt will be made to program this project in year shown.							Total:	_____
4051 HBP Local Match	CON	-1,115,800	1,115,800						
Fed. Reimb. Rate: 100.00%	10/29/2015 DLA-Admin: Not ready to ad within 6 months. CON funds moved from FFY 18/19 to 19/20. Action taken to financially constrain the FTIP (PUSH). Attempt will be made to program this project in year shown.							Total:	_____
4051 HBP Local Match	CON	1,115,800						-1,115,800	
Fed. Reimb. Rate: 100.00%	9/28/2015 Ben Moghadasi: Not ready to ad within 6 months. CON funds moved from FFY Beyond to 18/19. As requested by agency							Total:	_____
4051 HBP Local Match	CON	-1,115,800						1,115,800	
Fed. Reimb. Rate: 100.00%	10/28/2014 DLA-Admin: Not ready to ad within 6 months. CON funds moved from FFY 17/18 to Beyond. Action taken to financially constrain the FTIP (PUSH). Attempt will be made to program this project in year shown.							Total:	_____
4051 HBP Local Match	CON	1,115,800						-1,115,800	
Fed. Reimb. Rate: 100.00%	9/18/2014 Ben Moghadasi: Not ready to ad within 6 months. CON funds moved from FFY Beyond to 17/18. As requested in September 2014 Survey.							Total:	_____

## 2018/19-2023/24 Highway Bridge Program

#21-00 ORA ORA020501\_HBP

See the appropriate FTIP/FSTIP for current funding commitments. This listing provides VERY detailed backup information to support the lump sum amounts programmed in the FTIP.

District: 12      County: Orange

Responsible Agency	Prior	18/19	19/20	20/21	21/22	22/23	23/24	Beyond	Total
4051    HBP            CON Local Match								-1,115,800	1,115,800
Fed. Reimb. Rate: 100.00%	11/14/2013 DLA-Admin: Not ready to ad within 6 months. CON funds moved from FFY 17/18 to Beyond. Action taken to financially constrain the FTIP (PUSH). Attempt will be made to program this project in year shown.							Total:	_____
4051    HBP            CON Local Match									
Fed. Reimb. Rate: 100.00%	11/14/2013 DLA-Admin: Not ready to ad within 6 months. CON funds moved from FFY 16/17 to 17/18. Action taken to financially constrain the FTIP (PUSH). Attempt will be made to program this project in year shown. 8/25/2019 DLA-Admin: Fundline zeroed out due to FTIP cycle migration: 2016/17-21/22 to 2018/19-23/24. This does not impact funds in the current FTIP cycle.							Total:	_____
4051    HBP            CON Local Match								1,115,800	-1,115,800
Fed. Reimb. Rate: 100.00%	10/7/2013 Ben Moghadasi: Not ready to ad within 6 months. CON funds moved from FFY Beyond to 16/17. As requested in September 2013 Survey.							Total:	_____
4051    HBP            CON Local Match								1,115,800	1,115,800
Fed. Reimb. Rate: 100.00%	2/14/2013 Linda Newton: Reimbursement changed to 100% (Toll Credits). 2/14/2013 Linda Newton: New eligible project.							Total:	_____
									1,115,800

# 2018/19-2023/24 Highway Bridge Program

#21-00 ORA ORA020501\_HBP

See the appropriate FTIP/FSTIP for current funding commitments. This listing provides VERY detailed backup information to support the lump sum amounts programmed in the FTIP.

District: 12      County: Orange

Responsible Agency

Prior	18/19	19/20	20/21	21/22	22/23	23/24	Beyond	Total
-------	-------	-------	-------	-------	-------	-------	--------	-------

Orange County

BRIDGE NO. 55C0177, SILVERADO CANYN RD OVER SILVERADO CANYON CREEK, 4.4 MI. E/O SANTIAGO ROAD. Replace existing two lane bridge with two lane bridge. 7/6/2016: Toll credits used for PE. Toll credits used for CON.

Fed Proj: BRLO-5955(096)

Phase Summary:	Prior	18/19	19/20	20/21	21/22	22/23	23/24	Beyond	Total
PE	386,000				60,000				446,000
R/W									
CON								1,237,600	1,237,600
<b>Total</b>	<b>386,000</b>				<b>60,000</b>			<b>1,237,600</b>	<b>1,683,600</b>
Fund Source Summary:	Prior	18/19	19/20	20/21	21/22	22/23	23/24	Beyond	Total
Fed \$	386,000				60,000			1,237,600	1,683,600
Local Match									
LSSRP Bond									
Local AC									
<b>Total</b>	<b>386,000</b>				<b>60,000</b>			<b>1,237,600</b>	<b>1,683,600</b>
PE Summary:	Prior	18/19	19/20	20/21	21/22	22/23	23/24	Beyond	Total
Fed \$	386,000				60,000				446,000
Local Match									
LSSRP Bond									
Local AC									
<b>Total</b>	<b>386,000</b>				<b>60,000</b>				<b>446,000</b>

Phase Funding Details:

Proj id	Funds Src	Phase	Prior	18/19	19/20	20/21	21/22	22/23	23/24	Beyond	Total
4092	HBP	PE			-60,000		60,000				
		Local Match									
Fed. Reimb. Rate: 100.00%										10/28/2019 DLA-Admin: Not ready to ad within 6 months. PE funds moved from FFY 19/20 to 21/22. NEPA not yet clear.	
										Total:	
4092	HBP	PE			60,000		-60,000				
		Local Match									
Fed. Reimb. Rate: 100.00%										9/18/2019 Anh Nghiem: Not ready to ad within 6 months. PE funds moved from FFY 21/22 to 19/20. As requested in September 2019 Survey.	
										Total:	
4092	HBP	PE		-60,000			60,000				
		Local Match									
Fed. Reimb. Rate: 100.00%										3/14/2019 Linda Newton: Not ready to ad within 6 months. PE funds moved from FFY 18/19 to 21/22. NEPA not yet clear.	
										Total:	

New!

New!

## 2018/19-2023/24 Highway Bridge Program

#21-00 ORA ORA020501\_HBP

See the appropriate FTIP/FSTIP for current funding commitments. This listing provides VERY detailed backup information to support the lump sum amounts programmed in the FTIP.

District: 12      County: Orange

Responsible Agency	Prior	18/19	19/20	20/21	21/22	22/23	23/24	Beyond	Total
4092    HBP      PE Local Match		60,000							60,000
Fed. Reimb. Rate: 100.00%	9/18/2018 Anh Nghiem: Not ready to advertise in 6 months. Agency is requested in September 2018 Survey.								Total: 60,000
4092    HBP      PE Local Match	44,274		-44,274						
Fed. Reimb. Rate: 100.00%	10/17/2018 DLA-Admin: Fund line failed to deliver. 3/6/2018 Ben Moghadasi: Not ready to ad within 6 months. PE funds moved from FFY 19/20 to 17/18. As requested by agency.								Total:
4092    HBP      PE Local Match	-44,274		44,274						
Fed. Reimb. Rate: 100.00%	3/18/2017 DLA-Admin: Not ready to ad within 6 months. PE funds moved from FFY 16/17 to 19/20. NEPA not yet clear.								Total:
4092    HBP      PE Local Match									
Fed. Reimb. Rate: 100.00%	8/16/2016 Linda Newton: This is an off system project that did not have HBP toll credits applied to it. This corrects the funding to add toll credits. Authorization in 15/16 for funding in FTIP. 8/25/2019 DLA-Admin: Fundline zeroed out due to FTIP cycle migration: 2016/17-21/22 to 2018/19-23/24. This does not impact funds in the current FTIP cycle.								Total:
4092    HBP      PE Local Match	165,000								165,000
Fed. Reimb. Rate: 100.00%	7/6/2016 Linda Newton: Reimbursement changed to 100% (Toll Credits). 9/28/2015 Ben Moghadasi: Not ready to ad within 6 months. PE funds moved from FFY 14/15 to 15/16. As requested by agency								Total: 165,000
4092    HBP      PE Local Match	221,000								221,000
Fed. Reimb. Rate: 100.00%	7/6/2016 Linda Newton: Reimbursement changed to 100% (Toll Credits). 4/22/2013 Linda Newton: New eligible project.								Total: 221,000

CON Summary:	Prior	18/19	19/20	20/21	21/22	22/23	23/24	Beyond	Total
Fed \$								1,237,600	1,237,600
Local Match									
LSSRP Bond									
Local AC									
<b>Total</b>								1,237,600	1,237,600

Phase Funding Details:

Proj id	Funds Src	Phase	Prior	18/19	19/20	20/21	21/22	22/23	23/24	Beyond	Total
4092	HBP	CON							-1,237,600	1,237,600	
	Local Match										
Fed. Reimb. Rate: 100.00%	10/30/2019 DLA-Admin: Not ready to ad within 6 months. CON funds moved from FFY 23/24 to Beyond. Action taken to financially constrain the FTIP (PUSH). Attempt will be made to program this project in year shown.								Total:		

New!

## 2018/19-2023/24 Highway Bridge Program

#21-00 ORA ORA020501\_HBP

See the appropriate FTIP/FSTIP for current funding commitments. This listing provides VERY detailed backup information to support the lump sum amounts programmed in the FTIP.

District: 12      County: Orange

Responsible Agency	Prior	18/19	19/20	20/21	21/22	22/23	23/24	Beyond	Total
4092 HBP CON Local Match						-1,237,600	1,237,600		
Fed. Reimb. Rate: 100.00%	10/30/2019 DLA-Admin: Not ready to ad within 6 months. CON funds moved from FFY 22/23 to 23/24. Action taken to financially constrain the FTIP (PUSH). Attempt will be made to program this project in year shown.							Total:	
									New!
4092 HBP CON Local Match					-1,237,600	1,237,600			
Fed. Reimb. Rate: 100.00%	10/30/2019 DLA-Admin: Not ready to ad within 6 months. CON funds moved from FFY 21/22 to 22/23. Action taken to financially constrain the FTIP (PUSH). Attempt will be made to program this project in year shown.							Total:	
									New!
4092 HBP CON Local Match					1,237,600			-1,237,600	
Fed. Reimb. Rate: 100.00%	9/18/2019 Anh Nghiem: Not ready to ad within 6 months. CON funds moved from FFY Beyond to 21/22. As requested in September 2019 Survey.							Total:	
									New!
4092 HBP CON Local Match					-1,237,600			1,237,600	
Fed. Reimb. Rate: 100.00%	3/20/2019 DLA-Admin: Not ready to ad within 6 months. CON funds moved from FFY 21/22 to Beyond. Action taken to financially constrain the FTIP (PUSH). Attempt will be made to program this project in year shown.							Total:	
4092 HBP CON Local Match					1,237,600			-1,237,600	
Fed. Reimb. Rate: 100.00%	3/12/2019 Anh Nghiem: Not ready to ad within 6 months. CON funds moved from FFY Beyond to 21/22. As requested by agency.							Total:	
4092 HBP CON Local Match					-1,237,600			1,237,600	
Fed. Reimb. Rate: 100.00%	10/25/2018 DLA-Admin: Not ready to ad within 6 months. CON funds moved from FFY 21/22 to Beyond. Action taken to financially constrain the FTIP (PUSH). Attempt will be made to program this project in year shown.							Total:	
4092 HBP CON Local Match				-1,237,600	1,237,600				
Fed. Reimb. Rate: 100.00%	10/24/2018 DLA-Admin: Not ready to ad within 6 months. CON funds moved from FFY 20/21 to 21/22. Action taken to financially constrain the FTIP (PUSH). Attempt will be made to program this project in year shown.							Total:	
4092 HBP CON Local Match				1,237,600				-1,237,600	
Fed. Reimb. Rate: 100.00%	9/18/2018 Anh Nghiem: Not ready to ad within 6 months. CON funds moved from FFY Beyond to 20/21. As requested in September 2018 Survey.							Total:	
4092 HBP CON Local Match					-1,237,600			1,237,600	
Fed. Reimb. Rate: 100.00%	3/28/2018 DLA-Admin: Not ready to ad within 6 months. CON funds moved from FFY 21/22 to Beyond. Action taken to financially constrain the FTIP (PUSH). Attempt will be made to program this project in year shown.							Total:	

## 2018/19-2023/24 Highway Bridge Program

#21-00 ORA ORA020501\_HBP

See the appropriate FTIP/FSTIP for current funding commitments. This listing provides VERY detailed backup information to support the lump sum amounts programmed in the FTIP.

District: 12 County: Orange

Responsible Agency	Prior	18/19	19/20	20/21	21/22	22/23	23/24	Beyond	Total
4092 HBP CON Local Match				-1,237,600	1,237,600				
Fed. Reimb. Rate: 100.00%	3/28/2018 DLA-Admin: Not ready to ad within 6 months. CON funds moved from FFY 20/21 to 21/22. Action taken to financially constrain the FTIP (PUSH). Attempt will be made to program this project in year shown.							Total:	
4092 HBP CON Local Match			-1,237,600	1,237,600					
Fed. Reimb. Rate: 100.00%	3/28/2018 DLA-Admin: Not ready to ad within 6 months. CON funds moved from FFY 19/20 to 20/21. Action taken to financially constrain the FTIP (PUSH). Attempt will be made to program this project in year shown.							Total:	
4092 HBP CON Local Match			1,237,600					-1,237,600	
Fed. Reimb. Rate: 100.00%	3/6/2018 Ben Moghadasi: Not ready to ad within 6 months. CON funds moved from FFY Beyond to 19/20. As requested by agency.							Total:	
4092 HBP CON Local Match					-1,237,600			1,237,600	
Fed. Reimb. Rate: 100.00%	10/24/2017 DLA-Admin: Not ready to ad within 6 months. CON funds moved from FFY 21/22 to Beyond. Action taken to financially constrain the FTIP (PUSH). Attempt will be made to program this project in year shown.							Total:	
4092 HBP CON Local Match				-1,237,600	1,237,600				
Fed. Reimb. Rate: 100.00%	10/24/2017 DLA-Admin: Not ready to ad within 6 months. CON funds moved from FFY 20/21 to 21/22. Action taken to financially constrain the FTIP (PUSH). Attempt will be made to program this project in year shown.							Total:	
4092 HBP CON Local Match			-1,237,600	1,237,600					
Fed. Reimb. Rate: 100.00%	10/24/2017 DLA-Admin: Not ready to ad within 6 months. CON funds moved from FFY 19/20 to 20/21. Action taken to financially constrain the FTIP (PUSH). Attempt will be made to program this project in year shown.							Total:	
4092 HBP CON Local Match		-1,237,600	1,237,600						
Fed. Reimb. Rate: 100.00%	10/23/2017 DLA-Admin: Not ready to ad within 6 months. CON funds moved from FFY 18/19 to 19/20. Action taken to financially constrain the FTIP (PUSH). Attempt will be made to program this project in year shown.							Total:	
4092 HBP CON Local Match		1,237,600						-1,237,600	
Fed. Reimb. Rate: 100.00%	10/4/2017 Ben Moghadasi: Not ready to ad within 6 months. CON funds moved from FFY Beyond to 18/19. As requested in September 2017 Survey.							Total:	
4092 HBP CON Local Match			-1,237,600					1,237,600	
Fed. Reimb. Rate: 100.00%	10/25/2016 DLA-Admin: Not ready to ad within 6 months. CON funds moved from FFY 19/20 to Beyond. Action taken to financially constrain the FTIP (PUSH). Attempt will be made to program this project in year shown.							Total:	

## 2018/19-2023/24 Highway Bridge Program

#21-00 ORA ORA020501\_HBP

See the appropriate FTIP/FSTIP for current funding commitments. This listing provides VERY detailed backup information to support the lump sum amounts programmed in the FTIP.

District: 12 County: Orange

Responsible Agency	Prior	18/19	19/20	20/21	21/22	22/23	23/24	Beyond	Total
4092 HBP CON Local Match			1,237,600					-1,237,600	
Fed. Reimb. Rate: 100.00%	9/21/2016 Ben Moghadasi: Not ready to ad within 6 months. CON funds moved from FFY Beyond to 19/20. As requested in September 2016 Survey.							Total:	_____
4092 HBP CON Local Match			-1,237,600					1,237,600	
Fed. Reimb. Rate: 100.00%	7/6/2016 Linda Newton: Reimbursement changed to 100% (Toll Credits). 10/29/2015 DLA-Admin: Not ready to ad within 6 months. CON funds moved from FFY 19/20 to Beyond. Action taken to financially constrain the FTIP (PUSH). Attempt will be made to program this project in year shown.							Total:	_____
4092 HBP CON Local Match		-1,237,600	1,237,600						
Fed. Reimb. Rate: 100.00%	7/6/2016 Linda Newton: Reimbursement changed to 100% (Toll Credits). 10/29/2015 DLA-Admin: Not ready to ad within 6 months. CON funds moved from FFY 18/19 to 19/20. Action taken to financially constrain the FTIP (PUSH). Attempt will be made to program this project in year shown.							Total:	_____
4092 HBP CON Local Match			1,237,600					-1,237,600	
Fed. Reimb. Rate: 100.00%	7/6/2016 Linda Newton: Reimbursement changed to 100% (Toll Credits). 9/28/2015 Ben Moghadasi: Not ready to ad within 6 months. CON funds moved from FFY Beyond to 18/19. As requested by agency							Total:	_____
4092 HBP CON Local Match		-1,237,600						1,237,600	
Fed. Reimb. Rate: 100.00%	7/6/2016 Linda Newton: Reimbursement changed to 100% (Toll Credits). 10/28/2014 DLA-Admin: Not ready to ad within 6 months. CON funds moved from FFY 17/18 to Beyond. Action taken to financially constrain the FTIP (PUSH). Attempt will be made to program this project in year shown.							Total:	_____
4092 HBP CON Local Match			1,237,600					-1,237,600	
Fed. Reimb. Rate: 100.00%	7/6/2016 Linda Newton: Reimbursement changed to 100% (Toll Credits). 9/18/2014 Ben Moghadasi: Not ready to ad within 6 months. CON funds moved from FFY Beyond to 17/18. As requested in September 2014 Survey.							Total:	_____
4092 HBP CON Local Match		-1,237,600						1,237,600	
Fed. Reimb. Rate: 100.00%	7/6/2016 Linda Newton: Reimbursement changed to 100% (Toll Credits). 11/14/2013 DLA-Admin: Not ready to ad within 6 months. CON funds moved from FFY 17/18 to Beyond. Action taken to financially constrain the FTIP (PUSH). Attempt will be made to program this project in year shown.							Total:	_____
4092 HBP CON Local Match									
Fed. Reimb. Rate: 100.00%	7/6/2016 Linda Newton: Reimbursement changed to 100% (Toll Credits). 11/14/2013 DLA-Admin: Not ready to ad within 6 months. CON funds moved from FFY 16/17 to 17/18. Action taken to financially constrain the FTIP (PUSH). Attempt will be made to program this project in year shown. 8/25/2019 DLA-Admin: Fundline zeroed out due to FTIP cycle migration: 2016/17-21/22 to 2018/19-23/24. This does not impact funds in the current FTIP cycle.							Total:	_____



## 2018/19-2023/24 Highway Bridge Program

#21-00 ORA ORA020501\_HBP

See the appropriate FTIP/FSTIP for current funding commitments. This listing provides VERY detailed backup information to support the lump sum amounts programmed in the FTIP.

District: 12      County: Orange

Responsible Agency	Prior	18/19	19/20	20/21	21/22	22/23	23/24	Beyond	Total
4092    HBP            CON Local Match	1,237,600							-1,237,600	
Fed. Reimb. Rate: 100.00%	7/6/2016 Linda Newton: Reimbursement changed to 100% (Toll Credits). 10/7/2013 Ben Moghadasi: Not ready to ad within 6 months. CON funds moved from FFY Beyond to 16/17. As requested in September 2013 Survey.							Total:	_____
4092    HBP            CON Local Match								1,237,600	1,237,600
Fed. Reimb. Rate: 100.00%	7/6/2016 Linda Newton: Reimbursement changed to 100% (Toll Credits). 4/22/2013 Linda Newton: New eligible project.							Total:	_____

# 2018/19-2023/24 Highway Bridge Program

#21-00 ORA ORA020501\_HBP

See the appropriate FTIP/FSTIP for current funding commitments. This listing provides VERY detailed backup information to support the lump sum amounts programmed in the FTIP.

District: 12 County: Orange

Responsible Agency

Prior	18/19	19/20	20/21	21/22	22/23	23/24	Beyond	Total
-------	-------	-------	-------	-------	-------	-------	--------	-------

Placentia BRIDGE NO. 55C0192, GOLDEN AVENUE OVER CARBON CANYON CHANNEL, 0.2 MI W/O ROSE DRIVE. Bridge Replacement. Replace existing 2 lane bridge with 2 lane bridge.

Fed Proj: BRLS-5269(025)

Phase Summary:	Prior	18/19	19/20	20/21	21/22	22/23	23/24	Beyond	Total
PE	590,000								590,000
R/W									
CON								2,688,750	2,688,750
<b>Total</b>	<b>590,000</b>							<b>2,688,750</b>	<b>3,278,750</b>
Fund Source Summary:	Prior	18/19	19/20	20/21	21/22	22/23	23/24	Beyond	Total
Fed \$	522,327							2,380,350	2,902,677
Local Match	67,673							308,400	376,073
LSSRP Bond									
Local AC									
<b>Total</b>	<b>590,000</b>							<b>2,688,750</b>	<b>3,278,750</b>
PE Summary:	Prior	18/19	19/20	20/21	21/22	22/23	23/24	Beyond	Total
Fed \$	522,327								522,327
Local Match	67,673								67,673
LSSRP Bond									
Local AC									
<b>Total</b>	<b>590,000</b>								<b>590,000</b>

Phase Funding Details:

Proj id	Funds Src	Phase	Prior	18/19	19/20	20/21	21/22	22/23	23/24	Beyond	Total
4172	HBP	PE	131,688		-131,688						
	Local Match		17,062		-17,062						
Fed. Reimb. Rate: 88.53% 10/5/2017 Ben Moghadasi: Not ready to ad within 6 months. PE funds moved from FFY 19/20 to 17/18. As requested in September 2017 Survey.										Total:	
4172	HBP	PE	-131,688		131,688						
	Local Match		-17,062		17,062						
Fed. Reimb. Rate: 88.53% 3/18/2017 DLA-Admin: Not ready to ad within 6 months. PE funds moved from FFY 16/17 to 19/20. NEPA not yet clear.										Total:	
4172	HBP	PE	131,688								131,688
	Local Match		17,062								17,062
Fed. Reimb. Rate: 88.53% 1/13/2017 Linda Newton: Revise PE funding to match Ex. 6D dated 10-26-2016.										Total:	148,750

# 2018/19-2023/24 Highway Bridge Program

#21-00 ORA ORA020501\_HBP

See the appropriate FTIP/FSTIP for current funding commitments. This listing provides VERY detailed backup information to support the lump sum amounts programmed in the FTIP.

District: 12      County: Orange

Responsible Agency	Prior	18/19	19/20	20/21	21/22	22/23	23/24	Beyond	Total
4172    HBP      PE Local Match									
Fed. Reimb. Rate: 88.53%	9/28/2015 Ben Moghadasi: Ready to Advertise. PE funds moved from FFY 14/15 to 15/16. As requested by agency 8/17/2017 DLA-Admin: Fundline zeroed out due to FTIP cycle migration: 2014/15-19/20 to 2016/17-21/22. This does not impact funds in the current FTIP cycle.							Total:	_____
4172    HBP      PE Local Match									
Fed. Reimb. Rate: 88.53%	10/6/2014 Ben Moghadasi: Not ready to ad within 6 months. PE funds moved from FFY 13/14 to 14/15. As requested in September 2014 Survey. 8/17/2017 DLA-Admin: Fundline zeroed out due to FTIP cycle migration: 2014/15-19/20 to 2016/17-21/22. This does not impact funds in the current FTIP cycle.							Total:	_____
4172    HBP      PE Local Match			-70,603						-70,603
Fed. Reimb. Rate: 88.53%			-9,147						-9,147
	4/17/2014 Linda Newton: Revised PE based upon match revised Ex. 6A.							Total:	-79,750
4172    HBP      PE Local Match			461,241						461,241
Fed. Reimb. Rate: 88.53%			59,759						59,759
	11/4/2013 Linda Newton: New eligible project.							Total:	521,000

R/W Summary:	Prior	18/19	19/20	20/21	21/22	22/23	23/24	Beyond	Total
Fed \$									
Local Match									
LSSRP Bond									
Local AC									
Total									

Phase Funding Details:

Proj id	Funds Src	Phase	Prior	18/19	19/20	20/21	21/22	22/23	23/24	Beyond	Total
4172	HBP	R/W			-154,928						-154,928
	Local Match				-20,073						-20,073
Fed. Reimb. Rate: 88.53%	10/5/2017 Ben Moghadasi: The Agency found that they do not need R/W funding anymore.									Total:	-175,000
4172	HBP	R/W		-154,928	154,928						
	Local Match			-20,073	20,073						
Fed. Reimb. Rate: 88.53%	10/9/2016 DLA-Admin: Not ready to ad within 6 months. RW funds moved from FFY 17/18 to 19/20. NEPA not yet clear.									Total:	_____
4172	HBP	R/W									
	Local Match										
Fed. Reimb. Rate: 88.53%	10/23/2014 DLA-Admin: Not ready to ad within 6 months. RW funds moved from FFY 15/16 to 17/18. NEPA not yet clear. 8/25/2019 DLA-Admin: Fundline zeroed out due to FTIP cycle migration: 2016/17-21/22 to 2018/19-23/24. This does not impact funds in the current FTIP cycle.									Total:	_____

## 2018/19-2023/24 Highway Bridge Program

#21-00 ORA ORA020501\_HBP

See the appropriate FTIP/FSTIP for current funding commitments. This listing provides VERY detailed backup information to support the lump sum amounts programmed in the FTIP.

District: 12      County: Orange

Responsible Agency	Prior	18/19	19/20	20/21	21/22	22/23	23/24	Beyond	Total
4172 HBP R/W	154,928								154,928
Local Match	20,073								20,073
Fed. Reimb. Rate: 88.53%      11/4/2013 Linda Newton: New eligible project.									Total: 175,000

CON Summary:	Prior	18/19	19/20	20/21	21/22	22/23	23/24	Beyond	Total
Fed \$								2,380,350	2,380,350
Local Match								308,400	308,400
LSSRP Bond									
Local AC									
Total								2,688,750	2,688,750

Phase Funding Details:

Proj id	Funds Src	Phase	Prior	18/19	19/20	20/21	21/22	22/23	23/24	Beyond	Total		
4172	HBP	CON							-2,380,350	2,380,350		New!	
	Local Match								-308,400	308,400			
Fed. Reimb. Rate: 88.53%										10/31/2019 DLA-Admin: Not ready to ad within 6 months. CON funds moved from FFY 23/24 to Beyond. Action taken to financially constrain the FTIP (PUSH). Attempt will be made to program this project in year shown.		Total:	
4172	HBP	CON						-2,380,350	2,380,350			New!	
	Local Match								-308,400	308,400			
Fed. Reimb. Rate: 88.53%										10/31/2019 DLA-Admin: Not ready to ad within 6 months. CON funds moved from FFY 22/23 to 23/24. Action taken to financially constrain the FTIP (PUSH). Attempt will be made to program this project in year shown.		Total:	
4172	HBP	CON					-2,380,350	2,380,350				New!	
	Local Match								-308,400	308,400			
Fed. Reimb. Rate: 88.53%										10/31/2019 DLA-Admin: Not ready to ad within 6 months. CON funds moved from FFY 21/22 to 22/23. Action taken to financially constrain the FTIP (PUSH). Attempt will be made to program this project in year shown.		Total:	
4172	HBP	CON				-2,380,350	2,380,350					New!	
	Local Match								-308,400	308,400			
Fed. Reimb. Rate: 88.53%										10/31/2019 DLA-Admin: Not ready to ad within 6 months. CON funds moved from FFY 20/21 to 21/22. Action taken to financially constrain the FTIP (PUSH). Attempt will be made to program this project in year shown.		Total:	
4172	HBP	CON				2,380,350				-2,380,350		New!	
	Local Match					308,400				-308,400			
Fed. Reimb. Rate: 88.53%										9/4/2019 Anh Nghiem: Not ready to ad within 6 months. CON funds moved from FFY Beyond to 20/21. As requested in September 2019 Survey.		Total:	
4172	HBP	CON					-2,380,350			2,380,350		New!	
	Local Match									308,400			
Fed. Reimb. Rate: 88.53%										3/21/2019 DLA-Admin: Not ready to ad within 6 months. CON funds moved from FFY 21/22 to Beyond. Action taken to financially constrain the FTIP (PUSH). Attempt will be made to program this project in year shown.		Total:	

## 2018/19-2023/24 Highway Bridge Program

#21-00 ORA ORA020501\_HBP

See the appropriate FTIP/FSTIP for current funding commitments. This listing provides VERY detailed backup information to support the lump sum amounts programmed in the FTIP.

District: 12      County: Orange

Responsible Agency	Prior	18/19	19/20	20/21	21/22	22/23	23/24	Beyond	Total
4172 HBP CON				-2,380,350	2,380,350				
Local Match				-308,400	308,400				
Fed. Reimb. Rate: 88.53%	3/21/2019 DLA-Admin: Not ready to ad within 6 months. CON funds moved from FFY 20/21 to 21/22. Action taken to financially constrain the FTIP (PUSH). Attempt will be made to program this project in year shown.							Total:	
4172 HBP CON				2,380,350				-2,380,350	
Local Match				308,400				-308,400	
Fed. Reimb. Rate: 88.53%	3/12/2019 Anh Nghiem: Not ready to ad within 6 months. CON funds moved from FFY Beyond to 20/21. As requested by agency.							Total:	
4172 HBP CON					-2,380,350			2,380,350	
Local Match					-308,400			308,400	
Fed. Reimb. Rate: 88.53%	10/25/2018 DLA-Admin: Not ready to ad within 6 months. CON funds moved from FFY 21/22 to Beyond. Action taken to financially constrain the FTIP (PUSH). Attempt will be made to program this project in year shown.							Total:	
4172 HBP CON				-2,380,350	2,380,350				
Local Match				-308,400	308,400				
Fed. Reimb. Rate: 88.53%	10/25/2018 DLA-Admin: Not ready to ad within 6 months. CON funds moved from FFY 20/21 to 21/22. Action taken to financially constrain the FTIP (PUSH). Attempt will be made to program this project in year shown.							Total:	
4172 HBP CON			-2,380,350	2,380,350					
Local Match			-308,400	308,400					
Fed. Reimb. Rate: 88.53%	10/25/2018 DLA-Admin: Not ready to ad within 6 months. CON funds moved from FFY 19/20 to 20/21. Action taken to financially constrain the FTIP (PUSH). Attempt will be made to program this project in year shown.							Total:	
4172 HBP CON			2,380,350					-2,380,350	
Local Match			308,400					-308,400	
Fed. Reimb. Rate: 88.53%	9/18/2018 Anh Nghiem: Not ready to ad within 6 months. CON funds moved from FFY Beyond to 19/20. As requested in September 2018 Survey.							Total:	
4172 HBP CON					-2,380,350			2,380,350	
Local Match					-308,400			308,400	
Fed. Reimb. Rate: 88.53%	10/25/2017 DLA-Admin: Not ready to ad within 6 months. CON funds moved from FFY 21/22 to Beyond. Action taken to financially constrain the FTIP (PUSH). Attempt will be made to program this project in year shown.							Total:	
4172 HBP CON				-2,380,350	2,380,350				
Local Match				-308,400	308,400				
Fed. Reimb. Rate: 88.53%	10/25/2017 DLA-Admin: Not ready to ad within 6 months. CON funds moved from FFY 20/21 to 21/22. Action taken to financially constrain the FTIP (PUSH). Attempt will be made to program this project in year shown.							Total:	
4172 HBP CON			-2,380,350	2,380,350					
Local Match			-308,400	308,400					
Fed. Reimb. Rate: 88.53%	10/25/2017 DLA-Admin: Not ready to ad within 6 months. CON funds moved from FFY 19/20 to 20/21. Action taken to financially constrain the FTIP (PUSH). Attempt will be made to program this project in year shown.							Total:	

## 2018/19-2023/24 Highway Bridge Program

#21-00 ORA ORA020501\_HBP

See the appropriate FTIP/FSTIP for current funding commitments. This listing provides VERY detailed backup information to support the lump sum amounts programmed in the FTIP.

District: 12      County: Orange

Responsible Agency	Prior	18/19	19/20	20/21	21/22	22/23	23/24	Beyond	Total
4172 HBP CON		-2,380,350	2,380,350						
Local Match		-308,400	308,400						
Fed. Reimb. Rate: 88.53%	10/25/2017 DLA-Admin: Not ready to ad within 6 months. CON funds moved from FFY 18/19 to 19/20. Action taken to financially constrain the FTIP (PUSH). Attempt will be made to program this project in year shown.							Total:	
4172 HBP CON		2,187,576							2,187,576
Local Match		283,424							283,424
Fed. Reimb. Rate: 88.53%	10/5/2017 Ben Moghadasi The Agency has requested additional funding.							Total:	2,471,000
4172 HBP CON		192,774						-2,187,576	-1,994,802
Local Match		24,976						-283,424	-258,448
Fed. Reimb. Rate: 88.53%	10/5/2017 Ben Moghadasi: Not ready to ad within 6 months. CON funds moved from FFY Beyond to 18/19. As requested in September 2017 Survey.							Total:	-2,253,250
4172 HBP CON								-443,181	-443,181
Local Match								-57,419	-57,419
Fed. Reimb. Rate: 88.53%	4/17/2014 Linda Newton: Revised construction based to match revised Ex. 6A.							Total:	-500,600
4172 HBP CON								2,630,757	2,630,757
Local Match								340,843	340,843
Fed. Reimb. Rate: 88.53%	11/4/2013 Linda Newton: New eligible project.							Total:	2,971,600

# 2018/19-2023/24 Highway Bridge Program

#21-00 ORA ORA020501\_HBP

See the appropriate FTIP/FSTIP for current funding commitments. This listing provides VERY detailed backup information to support the lump sum amounts programmed in the FTIP.

District: 12 County: Orange

Responsible Agency

Prior	18/19	19/20	20/21	21/22	22/23	23/24	Beyond	Total
-------	-------	-------	-------	-------	-------	-------	--------	-------

Rancho Santa Margarita

PM00035, Bridge Preventive Maintenance Program. Various locations in the City of Rancho Santa Margarita. See Caltrans Local Assistance HBP website for backup list of bridges.

Fed Proj: BPMPL-5478(013)

Phase Summary:	Prior	18/19	19/20	20/21	21/22	22/23	23/24	Beyond	Total
PE	1,022,250				106,000				1,128,250
R/W									
CON		2,658,540	648,428					1,517,782	4,824,750
<b>Total</b>	<b>1,022,250</b>	<b>2,658,540</b>	<b>648,428</b>		<b>106,000</b>			<b>1,517,782</b>	<b>5,953,000</b>
Fund Source Summary:	Prior	18/19	19/20	20/21	21/22	22/23	23/24	Beyond	Total
Fed \$	904,998	2,353,605	574,053		93,842			1,343,692	5,270,191
Local Match	117,252	304,935	74,375		12,158			174,090	682,809
LSSRP Bond									
Local AC									
<b>Total</b>	<b>1,022,250</b>	<b>2,658,540</b>	<b>648,428</b>		<b>106,000</b>			<b>1,517,782</b>	<b>5,953,000</b>
PE Summary:	Prior	18/19	19/20	20/21	21/22	22/23	23/24	Beyond	Total
Fed \$	904,998				93,842				998,840
Local Match	117,252				12,158				129,410
LSSRP Bond									
Local AC									
<b>Total</b>	<b>1,022,250</b>				<b>106,000</b>				<b>1,128,250</b>

Phase Funding Details:

Proj id	Funds Src	Phase	Prior	18/19	19/20	20/21	21/22	22/23	23/24	Beyond	Total
3439	HBP	PE					93,842				93,842
	Local Match						12,158				12,158
Fed. Reimb. Rate: 88.53%      8/7/2019 Linda Newton: Revised funding to match revised list dated 08/06/2019.										<b>Total:</b>	106,000
3439	HBP	PE									
	Local Match										
Fed. Reimb. Rate: 88.53%      10/23/2016 DLA-Admin: FFY 15/16 funds never obligated. Move remaining PE funding to 17/18. 8/25/2019 DLA-Admin: Fundline zeroed out due to FTIP cycle migration: 2016/17-21/22 to 2018/19-23/24. This does not impact funds in the current FTIP cycle.										<b>Total:</b>	
3439	HBP	PE									
	Local Match										
Fed. Reimb. Rate: 88.53%      10/6/2014 Ben Moghadasi: Ready to Advertise. Funds obligated in FFY 13/14. 8/17/2017 DLA-Admin: Fundline zeroed out due to FTIP cycle migration: 2014/15-19/20 to 2016/17-21/22. This does not impact funds in the current FTIP cycle.										<b>Total:</b>	

New!

## 2018/19-2023/24 Highway Bridge Program

#21-00 ORA ORA020501\_HBP

See the appropriate FTIP/FSTIP for current funding commitments. This listing provides VERY detailed backup information to support the lump sum amounts programmed in the FTIP.

District: 12 County: Orange

Responsible Agency	Prior	18/19	19/20	20/21	21/22	22/23	23/24	Beyond	Total
3439 HBP PE Local Match									
Fed. Reimb. Rate: 88.53%	9/17/2014 Ben Moghadasi: Ready to Advertise. PE funds moved from FFY 15/16 to 16/17. As requested in September 2014 Survey. 8/25/2019 DLA-Admin: Fundline zeroed out due to FTIP cycle migration: 2016/17-21/22 to 2018/19-23/24. This does not impact funds in the current FTIP cycle.							Total:	_____
3439 HBP PE Local Match									
Fed. Reimb. Rate: 88.53%	9/17/2014 Ben Moghadasi: Ready to Advertise. PE funds moved from FFY 14/15 to 13/14. As requested in September 2014 Survey. 8/17/2017 DLA-Admin: Fundline zeroed out due to FTIP cycle migration: 2014/15-19/20 to 2016/17-21/22. This does not impact funds in the current FTIP cycle.							Total:	_____
3439 HBP PE Local Match									
Fed. Reimb. Rate: 88.53%	9/17/2014 Ben Moghadasi: Ready to Advertise. PE funds moved from FFY 13/14 to 14/15. As requested in September 2014 Survey. 8/17/2017 DLA-Admin: Fundline zeroed out due to FTIP cycle migration: 2014/15-19/20 to 2016/17-21/22. This does not impact funds in the current FTIP cycle.							Total:	_____
3439 HBP PE Local Match									
Fed. Reimb. Rate: 88.53%	10/8/2013 Ben Moghadasi: 2013 HBP survey. 8/17/2017 DLA-Admin: Fundline zeroed out due to FTIP cycle migration: 2014/15-19/20 to 2016/17-21/22. This does not impact funds in the current FTIP cycle.							Total:	_____
3439 HBP PE Local Match		727,938							727,938
Fed. Reimb. Rate: 88.53%		94,312							94,312
Fed. Reimb. Rate: 88.53%	2/7/2013 Linda Newton: Revised funding to match revised BPMP list revised February 2013.							Total:	822,250
3439 HBP PE Local Match									
Fed. Reimb. Rate: 88.53%	12/18/2012 Linda Newton: Funding revised to match FMIS. Funds previously authorized must remain in correct fiscal year. 8/21/2015 DLA-Admin: Fundline zeroed out due to FTIP cycle migration: 2012/13-17/18 to 2014/15-19/20. This does not impact funds in the current FTIP cycle.							Total:	_____
3439 HBP PE Local Match									
Fed. Reimb. Rate: 88.53%	10/4/2012 Ben Moghadasi: Not ready to ad within 6 months. PE funds moved from FFY 10/11 to 12/13. As requested in September 2012 Survey. 8/21/2015 DLA-Admin: Fundline zeroed out due to FTIP cycle migration: 2012/13-17/18 to 2014/15-19/20. This does not impact funds in the current FTIP cycle.							Total:	_____
3439 HBP PE Local Match									
Fed. Reimb. Rate: 88.53%	10/12/2009 Marnaz Mirfatahi: PE funds moved from FFY 9/10 to 10/11. As requested in October 2009 Survey. 5/10/2013 DLA-Admin: Fundline zeroed out due to FTIP cycle migration: 2010/11-15/16 to 2012/13-17/18. This does not impact funds in the current FTIP cycle.							Total:	_____



# 2018/19-2023/24 Highway Bridge Program

#21-00 ORA ORA020501\_HBP

See the appropriate FTIP/FSTIP for current funding commitments. This listing provides VERY detailed backup information to support the lump sum amounts programmed in the FTIP.

District: 12      County: Orange

Responsible Agency	Prior	18/19	19/20	20/21	21/22	22/23	23/24	Beyond	Total
3439    HBP      PE Local Match									
Fed. Reimb. Rate: 88.53%	8/19/2009 Marnaz Mirfatahi: FUNDS WERE NOT PROGRAMMED IN FTIP, WILL TRY AGAIN NEXT YEAR 8/22/2011 DLA-Admin: Fundline zeroed out due to FTIP cycle migration: 2008/9-13/14 to 2010/11-15/16. This does not impact funds in the current FTIP cycle.							Total:	_____
3439    HBP      PE Local Match		177,060							177,060
		22,940							22,940
Fed. Reimb. Rate: 88.53%	11/14/2008 Eric Bost: Accepted new project into program.							Total:	200,000

CON Summary:	Prior	18/19	19/20	20/21	21/22	22/23	23/24	Beyond	Total
Fed \$		2,353,605	574,053					1,343,692	4,271,351
Local Match		304,935	74,375					174,090	553,399
LSSRP Bond									
Local AC									
Total		2,658,540	648,428					1,517,782	4,824,750

Phase Funding Details:

Proj id	Funds Src	Phase	Prior	18/19	19/20	20/21	21/22	22/23	23/24	Beyond	Total
3439	HBP	CON			574,053					982,304	1,556,357
	Local Match				74,375					127,268	201,643
Fed. Reimb. Rate: 88.53%	8/7/2019 Linda Newton: Revised funding to match revised list dated 08/06/2019.							Total:		1,758,000	
3439	HBP	CON		2,353,605	-2,353,605						
	Local Match			304,935	-304,935						
Fed. Reimb. Rate: 88.53%	11/1/2018 Linda Newton: Ready to Advertise. CON funds moved from FFY 19/20 to 18/19. Project ready to advertise.							Total:			
3439	HBP	CON		-2,353,605	2,353,605						
	Local Match			-304,935	304,935						
Fed. Reimb. Rate: 88.53%	10/25/2018 DLA-Admin: Ready to Advertise. CON funds moved from FFY 18/19 to 19/20. Action taken to financially constrain the FTIP (PUSH). Attempt will be made to program this project in year shown.							Total:			
3439	HBP	CON		-2,318,601	2,353,605					-35,005	
	Local Match			-300,399	304,935					-4,535	-0
Fed. Reimb. Rate: 88.53%	9/10/2018 Linda Newton: Modify funding to match E-76.							Total:		-0	
3439	HBP	CON		2,318,601	-2,318,601						
	Local Match			300,399	-300,399						
Fed. Reimb. Rate: 88.53%	4/24/2018 Ben Moghadasi: Ready to Advertise. CON funds moved from FFY 18/19 to 17/18. As requested by agency.							Total:			

New!

# 2018/19-2023/24 Highway Bridge Program

#21-00 ORA ORA020501\_HBP

See the appropriate FTIP/FSTIP for current funding commitments. This listing provides VERY detailed backup information to support the lump sum amounts programmed in the FTIP.

District: 12 County: Orange

Responsible Agency	Prior	18/19	19/20	20/21	21/22	22/23	23/24	Beyond	Total
3439 HBP CON	-2,318,601	2,318,601							
Local Match	-300,399	300,399							
Fed. Reimb. Rate: 88.53%	3/29/2018 DLA-Admin: Ready to Advertise. CON funds moved from FFY 17/18 to 18/19. Action taken to financially constrain the FTIP (PUSH). Attempt will be made to program this project in year shown.							Total:	_____
3439 HBP CON	2,318,601	-2,318,601							
Local Match	300,399	-300,399							
Fed. Reimb. Rate: 88.53%	3/7/2018 Ben Moghadasi: Ready to Advertise. CON funds moved from FFY 18/19 to 17/18. As requested by agency.							Total:	_____
3439 HBP CON		-2,318,601							-2,318,601
Local Match		-300,399							-300,399
Fed. Reimb. Rate: 88.53%	3/2/2018 Eileen Crawford: Fundline adjusted to correct duplicate entry of CON from 6/26/2017.							Total:	-2,619,000
3439 HBP CON	-4,637,201	4,637,201							
Local Match	-600,799	600,799							
Fed. Reimb. Rate: 88.53%	10/24/2017 DLA-Admin: NEARLY Ready to Advertise. CON funds moved from FFY 17/18 to 18/19. Action taken to financially constrain the FTIP (PUSH). Attempt will be made to program this project in year shown.							Total:	_____
3439 HBP CON	4,637,201	-4,637,201							
Local Match	600,799	-600,799							
Fed. Reimb. Rate: 88.53%	6/26/2017 Ben Moghadasi: NEARLY Ready to Advertise. CON funds moved from FFY 18/19 to 17/18. Project Nearly ready to advertise.							Total:	_____
3439 HBP CON		2,318,601							2,318,601
Local Match		300,399							300,399
Fed. Reimb. Rate: 88.53%	6/26/2017 Ben Moghadasi: NEARLY Ready to Advertise. CON funds moved from FFY 18/19 to 18/19. Project Nearly ready to advertise.							Total:	2,619,000
3439 HBP CON	-2,318,601	2,318,601							
Local Match	-300,399	300,399							
Fed. Reimb. Rate: 88.53%	10/25/2016 DLA-Admin: Not ready to ad within 6 months. CON funds moved from FFY 17/18 to 18/19. Action taken to financially constrain the FTIP (PUSH). Attempt will be made to program this project in year shown.							Total:	_____
3439 HBP CON									
Local Match									
Fed. Reimb. Rate: 88.53%	10/28/2014 DLA-Admin: Not ready to ad within 6 months. CON funds moved from FFY 16/17 to 17/18. Action taken to financially constrain the FTIP (PUSH). Attempt will be made to program this project in year shown. 8/25/2019 DLA-Admin: Fundline zeroed out due to FTIP cycle migration: 2016/17-21/22 to 2018/19-23/24. This does not impact funds in the current FTIP cycle.							Total:	_____
3439 HBP CON									
Local Match									
Fed. Reimb. Rate: 88.53%	9/17/2014 Ben Moghadasi: Ready to Advertise. CON funds moved from FFY 15/16 to 16/17. As requested in September 2014 Survey. 8/25/2019 DLA-Admin: Fundline zeroed out due to FTIP cycle migration: 2016/17-21/22 to 2018/19-23/24. This does not impact funds in the current FTIP cycle.							Total:	_____

## 2018/19-2023/24 Highway Bridge Program

#21-00 ORA ORA020501\_HBP

See the appropriate FTIP/FSTIP for current funding commitments. This listing provides VERY detailed backup information to support the lump sum amounts programmed in the FTIP.

District: 12      County: Orange

Responsible Agency	Prior	18/19	19/20	20/21	21/22	22/23	23/24	Beyond	Total
3439    HBP            CON Local Match									
Fed. Reimb. Rate: 88.53%	9/17/2014 Ben Moghadasi: Ready to Advertise. CON funds moved from FFY 16/17 to 17/18. As requested in September 2014 Survey. 8/25/2019 DLA-Admin: Fundline zeroed out due to FTIP cycle migration: 2016/17-21/22 to 2018/19-23/24. This does not impact funds in the current FTIP cycle.							Total:	_____
3439    HBP            CON Local Match			-396,393					396,393	
			-51,357					51,357	
Fed. Reimb. Rate: 88.53%	9/17/2014 Ben Moghadasi: Ready to Advertise. CON funds moved from FFY 17/18 to Beyond. As requested in September 2014 Survey.							Total:	_____
3439    HBP            CON Local Match			2,714,994					-2,714,994	
			351,756					-351,756	
Fed. Reimb. Rate: 88.53%	10/8/2013 Ben Moghadasi: 2013 HBP survey.							Total:	_____
3439    HBP            CON Local Match								1,786,314	1,786,314
								231,436	231,436
Fed. Reimb. Rate: 88.53%	2/7/2013 Linda Newton: Revised funding to match revised BPMP list revised February 2013.							Total:	_____
3439    HBP            CON Local Match								928,680	928,680
								120,320	120,320
Fed. Reimb. Rate: 88.53%	11/14/2008 Eric Bost: Accepted new project into program. Project is not ready to ad: Con funds in beyond.							Total:	_____
									1,049,000

## 2018/19-2023/24 Highway Bridge Program

#21-00 ORA ORA020501\_HBP

See the appropriate FTIP/FSTIP for current funding commitments. This listing provides VERY detailed backup information to support the lump sum amounts programmed in the FTIP.

District: 12      County: Orange

Responsible Agency	Prior	18/19	19/20	20/21	21/22	22/23	23/24	Beyond	Total
--------------------	-------	-------	-------	-------	-------	-------	-------	--------	-------

**MPO Summary:** Orange County Transportation Authority

Number of Projects: 13

**Total Costs:**

	Prior	18/19	19/20	20/21	21/22	22/23	23/24	Beyond	Total
Fed \$	8,821,783	2,377,374	1,027,953	2,941,173	661,342			19,784,754	35,614,379
Local Match	804,964	308,014	74,375	322,849	12,158			514,181	2,036,541
LSSRP Bond									
Local AC									
<b>Total for all Phases</b>	<b>9,626,747</b>	<b>2,685,388</b>	<b>1,102,328</b>	<b>3,264,022</b>	<b>673,500</b>			<b>20,298,935</b>	<b>37,650,920</b>

**REGIONAL MPO ATP PROJECTS  
ORA150104**

#21-00 ORA ORA150104\_REG\_ATP

GROUPED PROJECTS FOR BICYCLE AND PEDESTRIAN FACILITIES - PROJECTS CONSISTENT WITH 40 CFR PART 93.126 EXEMPT TABLES 2 AND TABLE 3 CATEGORIES - BICYCLE AND PEDESTRIAN FACILITIES (BOTH MOTORIZED AND NONMOTORIZED). (REGIONAL ATP FUNDED) Toll Credit for ATP-MPO.

Regional MPO ATP Projects - ORA150104

ID	Co	Agency	Project Title	Fund Source	Total	20-21	FY20-21				Notes
							RW	CON	PAED	PSE	
0761	ORA	Santa Ana	Maple Bicycle Trail Safety Enhancements	Total	1,101	-	-	-	-	-	Trail Improvements, ramps, and cut outs
				Federal ATP	-	-	-	-	-	State Only Funded	
				State ATP	1,101	-	-	-	-		
				Agency	-	-	-	-	-		
				CMAQ	-	-	-	-	-		
0728	ORA	Laguna Hills	La Paz Sidewalk Widening (REMOVED FROM PROGRAM)	Total	-	-	-	-	-	-	Sidewalk Construction
				Federal ATP	-	-	-	-	-	State Only Funded	
				State ATP	-	-	-	-	-	Project Removed from ATP	
				Agency	-	-	-	-	-		
				CMAQ	-	-	-	-	-		
0745	ORA	Orange Co	County Bicycle Loop, Segments F and H	Total	525	-	-	-	-	-	Preconstruction
				Federal ATP	-	-	-	-	-	State Only Funded	
				State ATP	465	-	-	-	-		
				Agency	60	-	-	-	-		
				CMAQ	-	-	-	-	-		
0753	ORA	Santa Ana	Monte Vista Elementary SRTS Enhancements	Total	430	-	-	-	-	-	Intersection Improvements
				Federal ATP	-	-	-	-	-	State Only Funded	
				State ATP	430	-	-	-	-		
				Agency	-	-	-	-	-		
				CMAQ	-	-	-	-	-		
0743	ORA	Orange Co	Bicycle Loop - Segment D	Total	-	-	-	-	-	-	Preconstruction
				Federal ATP	-	-	-	-	-	State Only Funded	
				State ATP	-	-	-	-	-		
				Agency	-	-	-	-	-		
				CMAQ	-	-	-	-	-		
0720	ORA	Garden Grove	Harbor & Twintree HAWK	Total	160	-	-	-	-	-	Crossings
				Federal ATP	-	-	-	-	-	State Only Funded	
				State ATP	160	-	-	-	-		
				Agency	-	-	-	-	-		
				CMAQ	-	-	-	-	-		
0747	ORA	San Clemente	Concordia School Ped/Bike Improv. <b>Removed and added to ORA151510</b>	Total	-	-	-	-	-	-	
				Federal ATP	-	-	-	-	-		
				State ATP	-	-	-	-	-		
				Agency	-	-	-	-	-		
				CMAQ	-	-	-	-	-		
			Local	-	-	-	-	-	-		
	ORA	La Habra	La Habra Union Pacific Rail Line Bikeway Easement from Beach Boulevard to Guadalupe Park	Total	527	-	-	-	-	-	Right of way purchase for Class I
				Federal ATP	-	-	-	-	-	State Only Funded	
				State ATP	466	-	-	-	-		
				Agency	-	-	-	-	-		
				CMAQ	-	-	-	-	-		
			Local	61	-	-	-	-	-		
	ORA	Garden Grove	First Mile Bicycle and Pedestrian Trail Expansion on the PE ROW and Education/Encouragement Activities	Total	1,941	-	-	-	-	-	Class I and Encouragement
				Federal ATP	1,891	-	-	-	-	Federally Funded	
				State ATP	-	-	-	-	-		
				Agency	-	-	-	-	-		
				CMAQ	-	-	-	-	-		
			Local	50	-	-	-	-	-		
	ORA	La Habra	Guadalupe Park Reconstruction Project	Total	400	-	-	-	-	-	Design Only
				Federal ATP	-	-	-	-	-	State Only Funded	
				State ATP	340	-	-	-	-		
				Agency	-	-	-	-	-		
				CMAQ	-	-	-	-	-		
			Local	60	-	-	-	-	-		
	ORA	San Clemente	Shorecliffs Middle School Safe Routes to School Pedestrian Improvement Project	Total	878	-	-	-	-	-	Bulb outs and crossings. SRTS
				Federal ATP	-	-	-	-	-	State Only Funded	
				State ATP	869	-	-	-	-		
				Agency	-	-	-	-	-		
				CMAQ	-	-	-	-	-		
			Local	9	-	-	-	-	-		
	ORA	Santa Ana	Safe Routes to Schools Enhancements for Sepulveda Elementary	Total	310	-	-	-	-	-	Bulb Outs and crossings. SRTS
				Federal ATP	-	-	-	-	-	State Only Funded	
				State ATP	310	-	-	-	-		
				Agency	-	-	-	-	-		
				CMAQ	-	-	-	-	-		
			Local	-	-	-	-	-	-		

**REGIONAL MPO ATP PROJECTS  
ORA150104**

#21-00 ORA ORA150104\_REG\_ATP

GROUPED PROJECTS FOR BICYCLE AND PEDESTRIAN FACILITIES - PROJECTS CONSISTENT WITH 40 CFR PART 93.126 EXEMPT TABLES 2 AND TABLE 3 CATEGORIES - BICYCLE AND PEDESTRIAN FACILITIES (BOTH MOTORIZED AND NONMOTORIZED). (REGIONAL ATP FUNDED) Toll Credit for ATP-MPO.

Regional MPO ATP Projects - ORA150104

ID	Co	Agency	Project Title	Fund Source	Total	20-21	FY20-21				Notes
							RW	CON	PAED	PSE	
	ORA	Santa Ana	Lincoln Pedestrian Pathway Connectivity	Total	1,230	-	-	-	-	-	Pedestrian pathway between Park Avenue &
				Federal ATP	1,230	-					State Only Funded
				State ATP	-	-					
				Agency	-	-					
				CMAQ	-	-					
				Local	-	-					

**REGIONAL MPO ATP PROJECTS  
ORA150104**

#21-00 ORA ORA150104\_REG\_ATP

GROUPED PROJECTS FOR BICYCLE AND PEDESTRIAN FACILITIES - PROJECTS CONSISTENT WITH 40 CFR PART 93.126 EXEMPT TABLES 2 AND TABLE 3 CATEGORIES - BICYCLE AND PEDESTRIAN FACILITIES (BOTH MOTORIZED AND NONMOTORIZED). (REGIONAL ATP FUNDED) Toll Credit for ATP-MPO.

Regional MPO ATP Projects - ORA150104

ID	Co	Agency	Project Title	Fund Source	Total	20-21	FY20-21				Notes
							RW	CON	PAED	PSE	
	ORA	Fountain Valley	Fountain Valley Pedestrian Pathway Improvement within School Zones	Total	296	-	-	-	-	-	
				Federal ATP	-	-	-	-	-	-	Construct 85 curb ramps on sidewalks
				State ATP	226	-	-	-	-	-	
				Agency	-	-	-	-	-	-	
				CMAQ	-	-	-	-	-	-	
				Local	70	-	-	-	-	-	
	ORA	Orange County	La Habra Union Pacific Rail Line Bikeway (Walnut to Cypress)	Total	975	-	-	-	-	-	
				Federal ATP	-	-	-	-	-	-	Acquire appx 2,600 feet of bikeway easement
				State ATP	863	-	-	-	-	-	
				Agency	112	-	-	-	-	-	
				CMAQ	-	-	-	-	-	-	
				Local	-	-	-	-	-	-	
	ORA	Seal Beach	Lampson Avenue Bike Lane Gap Closure Project	Total	1,265	1,100	-	1,100	-	-	
				Federal ATP	-	-	-	-	-	-	Class II bike lanes, revised striping, signing, modified pedestrian walkways, signal
				State ATP	637	505	-	505	-	-	
				Agency	628	595	-	595	-	-	
				CMAQ	-	-	-	-	-	-	
				Local	-	-	-	-	-	-	
	ORA	OCTA	Safe Travels Education Program (STEP) Campaign	Total	500	-	-	-	-	-	
				Federal ATP	-	-	-	-	-	-	
				State ATP	500	-	-	-	-	-	
				Agency	-	-	-	-	-	-	
				CMAQ	-	-	-	-	-	-	
				Local	-	-	-	-	-	-	

Programming Totals		20-21					
Fund Source	Total	20-21	RW	CON	PAED	PSE	
Federal ATP	3,121	-	-	-	-	-	
State ATP	6,367	505	-	505	-	-	
Agency	800	595	-	595	-	-	
CMAQ	-	-	-	-	-	-	
Local	250	-	-	-	-	-	
<b>Total</b>	<b>10,538</b>	<b>1,100</b>	<b>-</b>	<b>1,100</b>	<b>-</b>	<b>-</b>	

**STATEWIDE ATP PROJECTS  
ORA150107**

#21-00 ORA ORA150107 Statewide ATP SRTS

Statewide Active Transportation Program GROUPED PROJECTS FOR BICYCLE AND PEDESTRIAN FACILITIES - PROJECTS CONSISTENT WITH 40 CFR PART 93.126 EXEMPT TABLES 2 AND TABLE 3 CATEGORIES - BICYCLE AND PEDESTRIAN FACILITIES (BOTH MOTORIZED AND NON-MOTORIZED). (STATEWIDE ATP FUNDED) Toll Credit for ATP. State only funded.

Statewide ATP Projects - ORA150107

ID	Co	Agency	Project Title	Fund Source	Total	20-21	21-22	22-23	FY20-21				Notes
									RW	CON	PAED	PSE	
	ORA	Santa Ana	Kennedy Elementary and Villa		-	1,291	-	-	-	1,291	-	-	Bike improvements
			Fundamental Intermediate SRTS	Federal ATP	-	-	-	-					Ped improvements
				State ATP	-	1,291	-	-		1,291			
				Agency	-	-	-	-					
				CMAQ	-	-	-	-					
					1291								



Grouped Projects for Safety Improvements - SHOPP Collision Reduction Program Scope: Projects are consistent with 40 CFR Part 93.126 Exempt Tables 2 and Table 3 categories - Railroad/highway crossing, Shoulder imp, traffic control devices, ops assistance Intersection signalization projects Pavement marking, Lighting improvements

RTIP #	DESCRIPTION	PHASE	20/21	21/22	22/23	23/24	Total
ORA001102	In and near Anaheim, from Santa Ana Bridge #55-0811 to 0.6 mile south of Harbor Blvd. Overcrossing. Enhance highway worker safety. EA 0P9000	E	\$ 670				\$ 670
		R	\$ -				\$ -
		C	\$ 2,330				\$ 2,330
ORA001102	In Anaheim from north of Anaheim Blvd. to Santa Ana Street. Enhance highway worker safety by access trails and access gates. EA 0P9100	E	\$ 600				\$ 600
		R	\$ -				\$ -
		C	\$ 2,400				\$ 2,400
ORA001102	In Anaheim, from Santa Ana Street Overcrossing to 0.3 mile south of Magnolia Avenue Overcrossing. Enhance highway worker safety by paving miscellaneous areas. EA 0P9200	E		\$ 600			\$ 600
		R		\$ -			\$ -
		C		\$ 2,400			\$ 2,400
ORA001102	In Fullerton and Buena park, from Magnolia Avenue to Stanton Avenue. Also on Rte. 91 from Stanton Avenue to Brookhurst St. (PM R2.8/1.2). Enhance highway worker safety by access trails and access gates. EA 0P9300	E		\$ 600			\$ 600
		R		\$ -			\$ -
		C		\$ 2,400			\$ 2,400
ORA001102	In Orange County, in Buena Park, on Rte. 91 EB from Knott Avenue UC to SB Rte. 5 connector. This safety project to add additional guide signs structures and panels to enhance lane assignment. EA 0Q3100	E	\$ 1,548				\$ 1,548
		R	\$ 15				\$ 15
		C	\$ 3,950				\$ 3,950
ORA001102	In the County of Orange, in Newport and Huntington Beach, on Rte. 1 at Superior Ave./Balboa Blvd. and at Rte. 39 (Beach Blvd). EA 0Q8300	E		\$ 1,150			\$ 1,150
		R		\$ 26			\$ 26
		C		\$ 1,405			\$ 1,405
ORA001102	In Orange County, in Santa Ana and Tustin, between the interchange of I-5 and SR-55 and south of Grand Ave. This project proposes to cold plane the existing open graded asphalt concrete. EA 0Q8200 New SHOPP Amendment approved at the August 2018 CTC	E		\$ 2,229			\$ 2,229
		R	\$ -				\$ -
		C		\$ 9,056			\$ 9,056
ORA001102	In Orange county, in Stanton, at the intersection of Chapman Avenue and Route 39. This safety project proposes to modify the existing traffic signals, add safety lighting, add "Ladder" stripes on crosswalk, refresh pavement delineation and bring ADA to current standards. EA 0Q6400  New SHOPP Amendment approved at the August 2018 CTC PSE COS request approved at the March 2019 CTC: Program amount: \$475,000. Request amount: \$550,000 R/W COS requested at higher amount of \$91,000 approved at June 2019 CTC meeting. Approved PCR to increase R/W Cap to \$63,000 and CON Cap to \$890,000 at Dec 2019 CTC.	E	\$ 895				\$ 895
		R	\$ 154				\$ 154
		C	\$ 1,275				\$ 1,275
ORA001102	In Orange County, in Garden Grove, on Route 22 WB off-ramp to Valley View street intersection. This safety project proposes to modify the existing traffic signals, add safety lighting, refresh pavement delineation, and bring ADA to current standards. EA 0Q6500 New SHOPP Amendment approved at the August 2018 CTC	E	\$ 700				\$ 700
		R	\$ 5				\$ 5
		C	\$ 1,130				\$ 1,130
ORA11002	In Orange County, in Anaheim, on northbound Rte. 57 connector to westbound SR-91. Install High Friction Surface Treatment on pavement, high visibility delineation, loop detectors, slope paving and guardrail. EA 0Q7900 New SHOPP Amendment approved at the December 2018 CTC	E	\$ 400				\$ 400
		R	-				
		C	\$ 908				\$ 908
ORA001102	In Orange County, in Orange and Santa Ana on EB and WB SR-22 between SB I-5 connector to EB SR-22 and Tustin Ave. Enhance safety project. EA 0Q3200 - new safety project, March 2019 CTC approval	E		\$ 2,210			\$ 2,210
		R		\$ 2			\$ 2
		C		\$ 8,937			\$ 8,937
ORA001102	In Orange County, in Orange, on northbound onramp from Chapman and on southbound offramp to Chapman. Modify traffic signals, add safety lighting, refresh pavement markings and upgrade curb ramps to ADA standards. Improve safety project. EA 0R1500	E		\$ 1,100			\$ 1,100
		R		\$ -			\$ -
		C		\$ 2,740			\$ 2,740
ORA001102	In Anaheim, On-ramp from Katella Avenue to southbound I-5. Place High Friction pavement treatment, drainage improvement, detectors, striping and upgrade curb ramps. EA 0R510 - New Safety project, August 2019 CTC approval	E		\$ 1,524			\$ 1,524
		R		\$ 43			\$ 43

2021 FEDERAL TRANSPORTATION IMPROVEMENT PROGRAM

ORANGE COUNTY  
GROUP PROJECTS  
(in \$000's)

#21-00 ORA ORA001102 SHOPP CR-Safety Improvements

Grouped Projects for Safety Improvements - SHOPP Collision Reduction Program Scope: Projects are consistent with 40 CFR Part 93.126 Exempt Tables 2 and Table 3 categories - Railroad/highway crossing, Shoulder imp, traffic control devices, ops assistance Intersection signalization projects Pavement marking, Lighting improvements

RTIP #	DESCRIPTION	PHASE	20/21	21/22	22/23	23/24	Total
		C		\$ 3,252			\$ 3,252
ORA001102	In La Habra and Brea, at Idaho, Walnut and Puente streets. Modify and install traffic signals and add safety lighting. EA 0R180 - New Safety project, December 2019 CTC approval	E		\$ 1,554			\$ 1,554
		R		\$ 39			\$ 39
		C		\$ 3,318			\$ 3,318
ORA001102	In Tustin, at Redhill Avenue. Improve safety by modifying traffic signal and upgrading safety lighting. EA 0R470 - New Safety project, December 2019 CTC approval	E		\$ 951			\$ 951
		R		\$ 9			\$ 9
		C		\$ 1,243			\$ 1,243
ORA001102	In Newport Beach, at Hospital Road. Modify signals, add safety lighting and guardrail, and upgrade facilities to Americans with Disabilities Act (ADA) standards. EA 0R500 - New Safety project, December 2019 CTC approval	E		\$ 935			\$ 935
		R		\$ 4			\$ 4
		C		\$ 1,516			\$ 1,516
Total SHOPP Funds			\$ 16,980	\$ 49,243	\$ -	\$ -	\$ 66,223
<b>Agency funded projects FY 21/22</b>							
ORA001102	In Dana Point, from Route 5 (PM R0.129) to north of Doheny Park Road. Improve worker safety by installing Maintenance Vehicle Pullouts (MVPs). EA 0Q990 New 2020 Agency project (PA&ED costs only)	E				\$ 430	\$ 430
		R					
		C					\$ -
Total Agency Funds			\$ -	\$ -	\$ -	\$ 430	\$ 430
Total SHOPP & Agency funds			\$ 16,980	\$ 49,243	\$ -	\$ 430	\$ 66,653

2021 FEDERAL TRANSPORTATION IMPROVEMENT PROGRAM  
ORANGE COUNTY  
GROUP PROJECTS  
(in \$000's)

Grouped Projects for Pavement resurfacing and/or rehabilitation - SHOPP Roadway Preservation Program. Scope: Projects are consistent with 40 CFR Part 93.126 Exempt Tables 2 categories - Pavement resurfacing and/or rehabilitation, Emergency relief (23 U.S.C. 125), Widening narrow pavements or reconstructing bridges (no additional travel lanes)

RTIP #	DESCRIPTION	PHASE	20/21	21/22	22/23	23/24	Total
ORA001103	In Laguna Beach, from 7th street to Moss st. Remove and Replace pavement and with rubberized hot mix asphalt (RHMA) EA 0H1510	E	\$ -				
		R	\$ -				
		C	\$ 3,985				\$ 3,985
ORA001103	In Orange County on NB and SB SR-1 from Warner Avenue in the City of Huntington Beach to LA/ORA County Line. Proposes to resurface 27 lane miles of pavement EA0P5900 May 2019 CTC, approved RW Support COS request at a higher amount of \$1,482,000. Project Change request to increase R/W Cap to \$503,000 and CON Cap to \$11,804,000 approved at June 2019 CTC meeting.	E	\$ 4,652				\$ 4,652
		R	\$ 1,985				\$ 1,985
		C	\$14,162				\$ 14,162
ORA001103	In Orange County, in Irvine and Anaheim, on SR-241 from NB off-ramp Portola Parkway). Repair distressed Roadway. EA 0H0471 2018 SHOPP Reservation Funded, October 2018 CTC approval	E	\$ 3,205				\$ 3,205
		R	\$ -				\$ -
		C	\$20,495				\$ 20,495
ORA001103	In Orange County, in San Clemente, on Rte. 5 from San Diego County Line to El Camino Real. Replace broken portland concrete slabs and upgrade safety devices. EA 0R2000 2018 SHOPP Reservation Funded, October 2018 CTC approval	E		\$ 6,393			\$ 6,393
		R		\$ -			\$ -
		C		\$ 27,658			\$ 27,658
ORA001103	In Orange County, in Newport Beach, on Rte. 1 from Jamboree Road to Santa Ana River Bridge. Cold plane & overlay with Rubberized Hot Mix Asphalt and upgrade curb ramp EA 0R4100 PSE COS request at higher amount: Program Amount: \$2,660,000. Request Amount: \$3,000,000. Approved by CTC at August 2019.	E		\$ 4,980			\$ 4,980
		R		\$ 1,652			\$ 1,652
		C		\$ 13,043			\$ 13,043
ORA001103	In Orange County, in Santa Ana, Tustin, Irvine, Newport Beach, Costa Mesa and Anaheim on various connectors and ramps. Rehab. Existing pavement. EA 0R5600 2018 SHOPP Reservation funded approved by the CTC at the March 2019 CTC	E		\$ 8,400			\$ 8,400
		R		\$ -			\$ -
		C		\$ 32,000			\$ 32,000
Total SHOPP Projects			\$48,484	\$ 94,126	\$ -	\$ -	\$142,610
Agency funded projects FY 21/22							
ORA001103	In and near Irvine and Costa Mesa, from Route 5 to Harbor Boulevard. Rehabilitate pavement EA 0Q970 New 2020 Agency project (PA&ED costs only)	E		\$ 9,100			\$ 9,100
		R					\$ -
		C					\$ -
ORA001103	In Huntington Beach, Westminster, Garden Grove, and Seal Beach, from south of McFadden Avenue to the Los Angeles county line. Rehabilitate pavement, EA 0R570 New 2020 Agency project (PA&ED costs only)	E		\$ 3,146			\$ 3,146
		R					\$ -
		C					\$ -
ORA001103	In and near Buena Park, Fullerton, and Anaheim, from the Los Angeles county line to the Riverside county line (PM R18.905). Rehabilitate pavement, EA 0R310 New 2020 Agency project (PA&ED costs only)	E		\$ 6,582			\$ 6,582
		R					\$ -
		C					\$ -
ORA001103	In Newport Beach, Costa Mesa, Santa Ana, Tustin, Orange, and Anaheim, from Route 1 to Route 91. Rehabilitate pavement, EA 0R320 New 2020 Agency project (PA&ED costs only)	E		\$ 5,000			\$ 5,000
		R					\$ -
		C					\$ -
Total Agency funded Projects			\$ -	\$ 23,828	\$ -	\$ -	\$ 23,828
Total SHOPP & Agency Projects			\$48,484	\$117,954	\$ -	\$ -	\$166,438

2021 FEDERAL TRANSPORTATION IMPROVEMENT PROGRAM  
ORANGE COUNTY  
GROUP PROJECTS  
(in \$000's)

Grouped Projects for Shoulder Improvements - SHOPP Roadside Preservation Program. Scope: Projects are consistent with 40 CFR Part 93.126 Exempt Tables 2 categories - Fencing, Safety roadside rest areas

RTIP #	DESCRIPTION	PHASE	20/21	21/22	22/23	23/24	Total
ORA001104	In Orange County, along various routes, Upgrade and retrofit changeable message signs with safety cabling and brackets. EA 0M3700 Project use as place holder for future project within ORA001104	E	\$ 630				\$ 630
		R					
		C	\$ 630				\$ 630
<b>TOTAL</b>							\$1,260

2021 REGIONAL TRANSPORTATION IMPROVEMENT PROGRAM  
ORANGE COUNTY  
LUMP SUM LISTING  
(in \$000's)

Grouped Projects for Safety Improvements - SHOPP Mobility Program. Scope: Projects are consistent with 40 CFR Part 93.126 Exempt Tables 2 and Table 3 categories - Railroad/highway crossing, Safer non-Federal-aid system roads, Shoulder imp, traffic control devices ops assistance. Intersection signalization projects, Pavement marking demo, Lighting

RTIP #	DESCRIPTION	PHASE	20/21	21/22	22/23	23/24	Total
ORA001105	In Irvine, from SB 5/SB 133 connector to SB 133/NB 405 connector. Construct new Aux. lane EA 0N8900	E		\$4,727			\$4,727
		R		\$905			\$905
		C		\$19,470			\$19,470
ORA001105	In Orange County, in Newport Beach, Huntington Beach and Seal Beach from Crystal Heights Drive to First Street. Replace Traffic Signals, upgrade non-standard curb ramps EA 0P6800 RW COS request at a higher amount of \$1,480,000 approved at the May 2019 CTC. Project Change request to increase R/W Cap to \$745,000 approved at June 2019 CTC meeting.	E	\$6,190				\$6,190
		R	\$2,225				\$2,225
		C	\$16,462				\$16,462
	Total		\$24,877	\$25,102			\$49,979

2021 FEDERAL TRANSPORTATION IMPROVEMENT PROGRAM  
 ORANGE COUNTY  
 GROUP PROJECTS  
 (in \$000's)

Grouped Projects for Safety Improvements - SHOPP Mandates Program. Scope: Projects are consistent with 40 CFR Part 93.126 Exempt Tables 2 and Table 3 categories - Railroad/highway crossing, Safer non-Federal-aid system roads, Shoulder imp, traffic control devices and ops assistance other than signalization projects, Lighting imp							
	DESCRIPTION	PHASE	20/21	21/22	22/23	23/24	Total
ORA001108	In Newport Beach, from 815 feet south of Reef Point Drive to 1850 feet north of Crystal Heights Drive. Restore Bioswales. EA 0P6600	E	\$899				\$ 899
		R	\$0				\$ -
		C	\$2,328				\$ 2,328
ORA001108	In and near Brea, from south of Lambert Road to LA county line (PM R22.551). Construct storm water treatment. EA 0Q2700	E		\$2,087			\$ 2,087
		R		\$0			\$ -
		C		\$8,297			\$ 8,297
ORA001108	In Laguna Beach, from 7th Avenue to north of Moss Street. Upgrade existing curb ramps. EA 0P6900 COS request for PS&E approved at the August 2018 CTC, program amount: \$3,399,000, Request: \$4,000,000. Update Engineer Cost to match COS request amount. RW support COS approved at the May 2019 CTC at a higher than program amount of \$3,000,000 Project Change Request approved by HQ Programming to increase R/W Capital to \$4,521,000 - Documentation PCR	E	\$4,000				\$ 4,000
		R	\$7,521				\$ 7,521
		C	\$5,460				\$ 5,460
	Total		\$20,208	\$10,384			\$ 30,592

2021 FEDERAL TRANSPORTATION IMPROVEMENT PROGRAM  
ORANGE COUNTY  
GROUP PROJECTS  
(in 000'S)

Grouped Projects for Bridge Rehabilitation and Reconstruction - SHOPP Program. Scope: Projects are consistent with 40 CFR Part 93.126 Exempt Tables 2 categories - Widening narrow pavements or reconstructing bridges (no additional travel lanes).

FTIP #	DESCRIPTION	PHASE	20/21	21/22	22/23	23/24	Total
ORA001109	In Costa Mesa, at the Rte. 55/73 connector overcrossing bridge #55-538F (PM 4.74), Rte. 91 Carmenita Road Pedestrian OC. Bridge # 55-0473 (PM .02) and Rte. 405 Laguna Canyon Road OC. Bridge #55-0247. Seismic Restoration. EA 0Q3900	E	\$ 3,327				\$ 3,327
		R	\$ 11				\$ 11
		C	\$ 20,837				\$ 20,837
ORA001109	In Orange County, in Dana Point, on Rte. 5 between Camino De Estrella OC and Rte. 5/55 separation. 16 locations. Bridge Rehab. EA 0Q9300 2018 SHOPP Reservation Funded, October 2018 CTC approval	E		\$ 3,715			\$ 3,715
		R		\$ 213			\$ 213
		C		\$ 18,269			\$ 18,269
ORA001109	In Orange County, in Laguna Niguel, Laguna Hills, Laguna Beach, Irvine, Newport Beach, and Costa Mesa, from Moulton Parkway undercrossing to Bristol St. Rehab. Bridge Deck EA 0R3400 - 2018 SHOPP Reservation Funded - March 2019 CTC approval	E		\$ 1,788			\$ 1,788
		R		\$ 5			\$ 5
		C		\$ 4,101			\$ 4,101
Total			\$ 24,175	\$ 28,091	\$ -	\$ -	\$ 52,266
<b>Agency funded projects FY 21/22</b>							
ORA001109	In Rancho Santa Margarita, Mission Viejo, Lake Forest, and Irvine, from Oso Parkway (PM 14.545) to 0.7 mile north of Portola Parkway. Rehabilitate Trabuco Creek Bridge No. 55-0700R/L EA 0Q980	E		\$ 1,641			\$ 1,641
		R					
		C					\$ -
Total Agency funded			\$ -	\$ 1,641	\$ -	\$ -	\$ 1,641
Total SHOPP and Agency funds			\$ 24,175	\$ 28,091	\$ -	\$ -	\$ 1,641

2021 FEDERAL TRANSPORTATION IMPROVEMENT PROGRAM  
 ORANGE COUNTY  
 GROUP PROJECTS  
 (IN \$000'S)

#21-00 ORA ORA082603\_ERP\_SHOPP

Grouped Projects for Emergency Repair - SHOPP Emergency Response Program. Scope: Projects are consistent with 40 CFR Part 93.126 Exempt Tables 2 categories - Repair damage caused by natural disasters, civil unrest, or terrorist acts. This applies to damages that do not qualify for Federal Emergency Relief funds or to damages that qualify for federal Emergency Relief funds but extend beyond the Federally declared disaster period

FTIP#	DESCRIPTION	PHASE	20/21	21/22	22/23	23/24	Total
ORA082603	In Orange County, in Newport Beach, at North AM Newport Bay Bridge (No. 55-0614). Rebuild failed slope paving and bike trail and construct out off wall) EA 0N9100 Project used as place holder for future new project in ORA082603	E	\$1,200				\$1,200
		R	\$30				\$30
		C	\$1,583				\$1,583
	Total		\$2,813				\$2,813



2021 FEDERAL TRANSPORTATION IMPROVEMENT PROGRAM  
ORANGE COUNTY  
GROUP PROJECTS  
(in \$000's)

Grouped Projects for Purchase of office, shop, and operating equipment for existing facilities. Scope - Projects are consistent with 40 CFR Part 93.126 Exempt Tables 2 and Table 3 categories - Purchase of office, shop, and operating equipment for existing facilities

RTIP #	DESCRIPTION	PHASE	20/21	21/22	22/23	23/24	Total
ORA084402	In Orange County, construct wash rack within Bolsa Maintenance Station to meet water discharge standards EA 12-0K9100 Place holder for future project within ORA084402	E	\$130				\$130
		R	\$450				\$450
		C					\$580
<b>SUB-TOTAL</b>							

THIS PAGE INTENTIONALLY LEFT BLANK.

**RIVERSIDE  
COUNTY**

THIS PAGE INTENTIONALLY LEFT BLANK.

## 2018/19-2023/24 Highway Bridge Program

See the appropriate FTIP/FSTIP for current funding commitments. This listing provides the backup project information to support the lump sum amounts programmed in the FTIP.

11/1/2019, 11:24 AM

- Notes: 1) This is the FTIP lump sum “backup” list for HBP funded projects. Please see the Local Assistance web site for the most current listings:
- [http://www.dot.ca.gov/hq/LocalPrograms/hbrr99/HBP\\_FSTIP.html](http://www.dot.ca.gov/hq/LocalPrograms/hbrr99/HBP_FSTIP.html)
- 2) The purpose of this list is to show which projects being advanced by local agencies have met the eligibility requirements of the federal Highway Bridge Program and have been prioritized for funding by the Department in cooperation with local agencies for funding.
- 3) Contractual funding levels are determined at time of federal authorization/obligation for given phase of work. For details see Chapter 3 of the Local Assistance Procedures Manual.
- 4) For FTIP/FSTIP purposes, Federal Highway Bridge Program (HBP) funding constraint is managed by Caltrans.
- 5) Prop 1B bond funds for the Local Seismic Safety Retrofit Program (LSSRP) used for matching federal funds are also managed by Caltrans.
- 6) Financial constraint of LOCAL matching funds (including regional STIP funds) and LOCAL Advance Construction (AC) is the responsibility of the MPOs and their local agencies.
- 7) Some projects show that they are programmed using State STP funds. These funds are HBP funds transferred to the STP for bridge work that is not ordinarily eligible for HBP funds. See the HB Program Guidelines for details. Do not confuse these STP funds with Regional STP funds.
- 8) Corrections to this report should be addressed to the District Local Assistance Engineer:
- <http://www.dot.ca.gov/hq/LocalPrograms/dlae.htm>

# 2018/19-2023/24 Highway Bridge Program

#21-00 RIV RIV050201 HBP

See the appropriate FTIP/FSTIP for current funding commitments. This listing provides the backup project information to support the lump sum amounts programmed in the FTIP.

District: 08 County: Riverside

Responsible Agency HBP-ID Project Description

Cathedral City 3226 BRIDGE NO. 00L0029, CATHEDRAL CANYON, OVER WHITEWATER RIVER, CATHEDRAL CITY. Replace 4 lane low water crossing with 4 lane bridge

Phase Summary:	Prior	18/19	19/20	20/21	21/22	22/23	23/24	Beyond	Total
PE	1,900,000								1,900,000
R/W	850,261								850,261
CON		19,362,000							19,362,000
<b>Total</b>	<b>2,750,261</b>	<b>19,362,000</b>							<b>22,112,261</b>

Fund Source Summary:	Prior	18/19	19/20	20/21	21/22	22/23	23/24	Beyond	Total
Fed \$	2,434,806		17,141,179						19,575,985
Local Match	315,455	2,220,821							2,536,276
LSSRP Bond									
Local AC		17,141,179	-17,141,179						
<b>Total</b>	<b>2,750,261</b>	<b>19,362,000</b>							<b>22,112,261</b>

PE Summary:	Prior	18/19	19/20	20/21	21/22	22/23	23/24	Beyond	Total
Fed \$	1,682,070								1,682,070
Local Match	217,930								217,930
LSSRP Bond									
Local AC									
<b>Total</b>	<b>1,900,000</b>								<b>1,900,000</b>

R/W Summary:	Prior	18/19	19/20	20/21	21/22	22/23	23/24	Beyond	Total
Fed \$	752,736								752,736
Local Match	97,525								97,525
LSSRP Bond									
Local AC									
<b>Total</b>	<b>850,261</b>								<b>850,261</b>

CON Summary:	Prior	18/19	19/20	20/21	21/22	22/23	23/24	Beyond	Total
Fed \$			17,141,179						17,141,179
Local Match		2,220,821							2,220,821
LSSRP Bond									
Local AC		17,141,179	-17,141,179						
<b>Total</b>		<b>19,362,000</b>							<b>19,362,000</b>

Project #: NBIL(504)

## 2018/19-2023/24 Highway Bridge Program

#21-00 RIV RIV050201 HBP

See the appropriate FTIP/FSTIP for current funding commitments. This listing provides the backup project information to support the lump sum amounts programmed in the FTIP.

District: 08 County: Riverside

Responsible Agency HBP-ID Project Description

Hemet 3975 BRIDGE NO. 56C0262, STETSON AVENUE OVER HEMET CHANNEL, 0.4 MI. W/O CAWSTON AVE.. Replace 2 lane bridge with new two lane bridge.

Phase Summary:	Prior	18/19	19/20	20/21	21/22	22/23	23/24	Beyond	Total
PE	50,000								50,000
R/W									
CON		1,245,905							1,245,905
<b>Total</b>	<b>50,000</b>	<b>1,245,905</b>							<b>1,295,905</b>

Fund Source Summary:	Prior	18/19	19/20	20/21	21/22	22/23	23/24	Beyond	Total
Fed \$	44,265		1,103,000						1,147,265
Local Match	5,735	142,905							148,640
LSSRP Bond									
Local AC		1,103,000	-1,103,000						
<b>Total</b>	<b>50,000</b>	<b>1,245,905</b>							<b>1,295,905</b>

PE Summary:	Prior	18/19	19/20	20/21	21/22	22/23	23/24	Beyond	Total
Fed \$	44,265								44,265
Local Match	5,735								5,735
LSSRP Bond									
Local AC									
<b>Total</b>	<b>50,000</b>								<b>50,000</b>

CON Summary:	Prior	18/19	19/20	20/21	21/22	22/23	23/24	Beyond	Total
Fed \$			1,103,000						1,103,000
Local Match		142,905							142,905
LSSRP Bond									
Local AC		1,103,000	-1,103,000						
<b>Total</b>		<b>1,245,905</b>							<b>1,245,905</b>

Project #: 5186(014)

# 2018/19-2023/24 Highway Bridge Program

#21-00 RIV RIV050201 HBP

See the appropriate FTIP/FSTIP for current funding commitments. This listing provides the backup project information to support the lump sum amounts programmed in the FTIP.

District: 08 County: Riverside

Responsible Agency HBP-ID Project Description

Indio 2788 BRIDGE NO. 56C0084, JACKSON ST, OVER WHITEWATER RIVER, 0.2 MI SOUTH OF I-10. LSSRP Seismic Retrofit

Project #:  
5275(012)

Phase Summary:	Prior	18/19	19/20	20/21	21/22	22/23	23/24	Beyond	Total
PE	65,027	20,000							85,027
R/W									
CON		2,421,768	1,341,649						3,763,417
Total	65,027	2,441,768	1,341,649						3,848,444

Fund Source Summary:	Prior	18/19	19/20	20/21	21/22	22/23	23/24	Beyond	Total
Fed \$	57,568	2,161,697	1,187,762						3,407,027
Local Match	7,459	2,294							9,753
LSSRP Bond		277,777	153,887						431,664
Local AC									
Total	65,027	2,441,768	1,341,649						3,848,444

PE Summary:	Prior	18/19	19/20	20/21	21/22	22/23	23/24	Beyond	Total
Fed \$	57,568	17,706							75,274
Local Match	7,459	2,294							9,753
LSSRP Bond									
Local AC									
Total	65,027	20,000							85,027

R/W Summary:	Prior	18/19	19/20	20/21	21/22	22/23	23/24	Beyond	Total
Fed \$									
Local Match									
LSSRP Bond									
Local AC									
Total									

CON Summary:	Prior	18/19	19/20	20/21	21/22	22/23	23/24	Beyond	Total
Fed \$		2,143,991	1,187,762						3,331,753
Local Match									
LSSRP Bond		277,777	153,887						431,664
Local AC									
Total		2,421,768	1,341,649						3,763,417



## 2018/19-2023/24 Highway Bridge Program

#21-00 RIV RIV050201 HBP

See the appropriate FTIP/FSTIP for current funding commitments. This listing provides the backup project information to support the lump sum amounts programmed in the FTIP.

District: 08 County: Riverside

Responsible Agency HBP-ID Project Description

Indio 4631 BRIDGE NO. 56C0283, SB INDIO BLVD OVER UP RR & AMTRAK, 0.3 MI W/O JEFFERSON STR. Project Studies, Project scoping only.

Phase Summary:	Prior	18/19	19/20	20/21	21/22	22/23	23/24	Beyond	Total
PE				385,000					385,000
R/W									
CON									
Total				385,000					385,000
Fund Source Summary:	Prior	18/19	19/20	20/21	21/22	22/23	23/24	Beyond	Total
Fed \$				340,841					340,841
Local Match				44,160					44,160
LSSRP Bond									
Local AC									
Total				385,000					385,000
PE Summary:	Prior	18/19	19/20	20/21	21/22	22/23	23/24	Beyond	Total
Fed \$				340,841					340,841
Local Match				44,160					44,160
LSSRP Bond									
Local AC									
Total				385,000					385,000

Project #:

## 2018/19-2023/24 Highway Bridge Program

#21-00 RIV RIV050201 HBP

See the appropriate FTIP/FSTIP for current funding commitments. This listing provides the backup project information to support the lump sum amounts programmed in the FTIP.

District: 08 County: Riverside

Responsible Agency HBP-ID Project Description

Indio 4630 BRIDGE NO. 56C0291, JACKSON STREET OVER INDIO BOULEVARD, AT INDIO BOULEVARD. Project Studies, Project scoping only.

Phase Summary:	Prior	18/19	19/20	20/21	21/22	22/23	23/24	Beyond	Total
PE				580,000					580,000
R/W									
CON									
Total				580,000					580,000

Fund Source Summary:	Prior	18/19	19/20	20/21	21/22	22/23	23/24	Beyond	Total
Fed \$				513,474					513,474
Local Match				66,526					66,526
LSSRP Bond									
Local AC									
Total				580,000					580,000

PE Summary:	Prior	18/19	19/20	20/21	21/22	22/23	23/24	Beyond	Total
Fed \$				513,474					513,474
Local Match				66,526					66,526
LSSRP Bond									
Local AC									
Total				580,000					580,000

Project #:

# 2018/19-2023/24 Highway Bridge Program

#21-00 RIV RIV050201 HBP

See the appropriate FTIP/FSTIP for current funding commitments. This listing provides the backup project information to support the lump sum amounts programmed in the FTIP.

District: 08 County: Riverside

Responsible Agency HBP-ID Project Description

Indio 1847 BRIDGE NO. 56C0292, N/B INDIO BLVD., OVER WHITEWATER RIVER, 0.8 MI. NW/O MONROE ST. LSSRP Seismic Retrofit and install scour countermeasure.

Phase Summary:	Prior	18/19	19/20	20/21	21/22	22/23	23/24	Beyond	Total
PE	325,601								325,601
R/W	50,000		200,000						250,000
CON				2,532,700					2,532,700
<b>Total</b>	<b>375,601</b>		<b>200,000</b>	<b>2,532,700</b>					<b>3,108,301</b>

Fund Source Summary:	Prior	18/19	19/20	20/21	21/22	22/23	23/24	Beyond	Total
Fed \$	332,520		177,060	2,242,199					2,751,779
Local Match	37,346		22,940	48,633					108,919
LSSRP Bond	5,735			241,868					247,603
Local AC									
<b>Total</b>	<b>375,601</b>		<b>200,000</b>	<b>2,532,700</b>					<b>3,108,301</b>

PE Summary:	Prior	18/19	19/20	20/21	21/22	22/23	23/24	Beyond	Total
Fed \$	288,255								288,255
Local Match	37,346								37,346
LSSRP Bond									
Local AC									
<b>Total</b>	<b>325,601</b>								<b>325,601</b>

R/W Summary:	Prior	18/19	19/20	20/21	21/22	22/23	23/24	Beyond	Total
Fed \$	44,265		177,060						221,325
Local Match			22,940						22,940
LSSRP Bond	5,735								5,735
Local AC									
<b>Total</b>	<b>50,000</b>		<b>200,000</b>						<b>250,000</b>

CON Summary:	Prior	18/19	19/20	20/21	21/22	22/23	23/24	Beyond	Total
Fed \$				2,242,199					2,242,199
Local Match				48,633					48,633
LSSRP Bond				241,868					241,868
Local AC									
<b>Total</b>				<b>2,532,700</b>					<b>2,532,700</b>

Project #: 5275(021)

## 2018/19-2023/24 Highway Bridge Program

#21-00 RIV RIV050201 HBP

See the appropriate FTIP/FSTIP for current funding commitments. This listing provides the backup project information to support the lump sum amounts programmed in the FTIP.

District: 08 County: Riverside

Responsible Agency HBP-ID Project Description

Indio 3309 BRIDGE NO. 56C0293, S/B INDIO BLVD., OVER WHITEWATER RIVER, 0.8 MI NW/O MONROE STREET. Install scour countermeasure.

Phase Summary:	Prior	18/19	19/20	20/21	21/22	22/23	23/24	Beyond	Total
PE	75,600								75,600
R/W									
CON							423,200		423,200
<b>Total</b>	<b>75,600</b>						<b>423,200</b>		<b>498,800</b>

Fund Source Summary:	Prior	18/19	19/20	20/21	21/22	22/23	23/24	Beyond	Total
Fed \$	66,929						374,659		441,588
Local Match	8,671						48,541		57,212
LSSRP Bond									
Local AC									
<b>Total</b>	<b>75,600</b>						<b>423,200</b>		<b>498,800</b>

PE Summary:	Prior	18/19	19/20	20/21	21/22	22/23	23/24	Beyond	Total
Fed \$	66,929								66,929
Local Match	8,671								8,671
LSSRP Bond									
Local AC									
<b>Total</b>	<b>75,600</b>								<b>75,600</b>

CON Summary:	Prior	18/19	19/20	20/21	21/22	22/23	23/24	Beyond	Total
Fed \$							374,659		374,659
Local Match							48,541		48,541
LSSRP Bond									
Local AC									
<b>Total</b>							<b>423,200</b>		<b>423,200</b>

Project #:  

5275(006)
5275(017)

# 2018/19-2023/24 Highway Bridge Program

#21-00 RIV RIV050201 HBP

See the appropriate FTIP/FSTIP for current funding commitments. This listing provides the backup project information to support the lump sum amounts programmed in the FTIP.

District: 08 County: Riverside

Responsible Agency HBP-ID Project Description

Indio 4614 BRIDGE NO. PM00188, Bridge Preventive Maintenance Program (BPMP) various bridges in The City of Indio See Caltrans Local Assistance HBP website for backup list of projects.

Phase Summary:	Prior	18/19	19/20	20/21	21/22	22/23	23/24	Beyond	Total
PE					1,138,531				1,138,531
R/W								172,500	172,500
CON								6,378,804	6,378,804
Total					1,138,531			6,551,304	7,689,835
Fund Source Summary:	Prior	18/19	19/20	20/21	21/22	22/23	23/24	Beyond	Total
Fed \$					1,007,941			5,799,869	6,807,811
Local Match					130,590			751,435	882,024
LSSRP Bond									
Local AC									
Total					1,138,531			6,551,304	7,689,835
PE Summary:	Prior	18/19	19/20	20/21	21/22	22/23	23/24	Beyond	Total
Fed \$					1,007,941				1,007,941
Local Match					130,590				130,590
LSSRP Bond									
Local AC									
Total					1,138,531				1,138,531
R/W Summary:	Prior	18/19	19/20	20/21	21/22	22/23	23/24	Beyond	Total
Fed \$								152,714	152,714
Local Match								19,786	19,786
LSSRP Bond									
Local AC									
Total								172,500	172,500
CON Summary:	Prior	18/19	19/20	20/21	21/22	22/23	23/24	Beyond	Total
Fed \$								5,647,155	5,647,155
Local Match								731,649	731,649
LSSRP Bond									
Local AC									
Total								6,378,804	6,378,804

Project #:

# 2018/19-2023/24 Highway Bridge Program

#21-00 RIV RIV050201 HBP

See the appropriate FTIP/FSTIP for current funding commitments. This listing provides the backup project information to support the lump sum amounts programmed in the FTIP.

District: 08 County: Riverside

Responsible Agency HBP-ID Project Description

Lake Elsinore 2794 BRIDGE NO. 56C0309, CASINO DR, OVER SAN JACINTO RIVER, 0.2 MI N/W RAILROD CYN RD. LSSRP Seismic Retrofit

Phase Summary:	Prior	18/19	19/20	20/21	21/22	22/23	23/24	Beyond	Total
PE		450,000			900,000				1,350,000
R/W									
CON								5,740,000	5,740,000
<b>Total</b>		450,000			900,000			5,740,000	7,090,000

Fund Source Summary:	Prior	18/19	19/20	20/21	21/22	22/23	23/24	Beyond	Total
Fed \$		398,385			796,770			5,081,622	6,276,777
Local Match		51,615			103,230				154,845
LSSRP Bond								658,378	658,378
Local AC									
<b>Total</b>		450,000			900,000			5,740,000	7,090,000

PE Summary:	Prior	18/19	19/20	20/21	21/22	22/23	23/24	Beyond	Total
Fed \$		398,385			796,770				1,195,155
Local Match		51,615			103,230				154,845
LSSRP Bond									
Local AC									
<b>Total</b>		450,000			900,000				1,350,000

CON Summary:	Prior	18/19	19/20	20/21	21/22	22/23	23/24	Beyond	Total
Fed \$								5,081,622	5,081,622
Local Match									
LSSRP Bond								658,378	658,378
Local AC									
<b>Total</b>								5,740,000	5,740,000

Project #: 5074(008)

# 2018/19-2023/24 Highway Bridge Program

#21-00 RIV RIV050201 HBP

See the appropriate FTIP/FSTIP for current funding commitments. This listing provides the backup project information to support the lump sum amounts programmed in the FTIP.

District: 08 County: Riverside

Responsible Agency HBP-ID Project Description

Moreno Valley 4419 BRIDGE NO. PM00147, Bridge Preventive Maintenance Program (BPMP) various bridges in the City of Moreno Valley. See Caltrans Local Assistance HBP website for backup list of projects.

Phase Summary:	Prior	18/19	19/20	20/21	21/22	22/23	23/24	Beyond	Total
PE			1,179,214						1,179,214
R/W									
CON								6,077,486	6,077,486
<b>Total</b>			<b>1,179,214</b>					<b>6,077,486</b>	<b>7,256,700</b>
Fund Source Summary:	Prior	18/19	19/20	20/21	21/22	22/23	23/24	Beyond	Total
Fed \$			1,043,958					5,380,398	6,424,357
Local Match			135,256					697,088	832,343
LSSRP Bond									
Local AC									
<b>Total</b>			<b>1,179,214</b>					<b>6,077,486</b>	<b>7,256,700</b>
PE Summary:	Prior	18/19	19/20	20/21	21/22	22/23	23/24	Beyond	Total
Fed \$			1,043,958						1,043,958
Local Match			135,256						135,256
LSSRP Bond									
Local AC									
<b>Total</b>			<b>1,179,214</b>						<b>1,179,214</b>
CON Summary:	Prior	18/19	19/20	20/21	21/22	22/23	23/24	Beyond	Total
Fed \$								5,380,398	5,380,398
Local Match								697,088	697,088
LSSRP Bond									
Local AC									
<b>Total</b>								<b>6,077,486</b>	<b>6,077,486</b>

Project #:

# 2018/19-2023/24 Highway Bridge Program

#21-00 RIV RIV050201 HBP

See the appropriate FTIP/FSTIP for current funding commitments. This listing provides the backup project information to support the lump sum amounts programmed in the FTIP.

District: 08 County: Riverside

Responsible Agency HBP-ID Project Description

Palm Springs 3199 BRIDGE NO. 00L0027, SOUTH PALM CANYON DRIVE, OVER ARENAS CANYON SOUTH DRAINAGE CHANNEL. Replace 4 lane low water crossing with 4 lane bridge. (Not capacity increasing) Change!

Phase Summary:	Prior	18/19	19/20	20/21	21/22	22/23	23/24	Beyond	Total
PE	725,000								725,000
R/W	650,000								650,000
CON								3,500,000	3,500,000
<b>Total</b>	<b>1,375,000</b>							<b>3,500,000</b>	<b>4,875,000</b>
Fund Source Summary:	Prior	18/19	19/20	20/21	21/22	22/23	23/24	Beyond	Total
Fed \$	1,217,288							3,098,550	4,315,838
Local Match	157,713							401,450	559,163
LSSRP Bond									
Local AC									
<b>Total</b>	<b>1,375,000</b>							<b>3,500,000</b>	<b>4,875,000</b>
PE Summary:	Prior	18/19	19/20	20/21	21/22	22/23	23/24	Beyond	Total
Fed \$	641,843								641,843
Local Match	83,158								83,158
LSSRP Bond									
Local AC									
<b>Total</b>	<b>725,000</b>								<b>725,000</b>
R/W Summary:	Prior	18/19	19/20	20/21	21/22	22/23	23/24	Beyond	Total
Fed \$	575,445								575,445
Local Match	74,555								74,555
LSSRP Bond									
Local AC									
<b>Total</b>	<b>650,000</b>								<b>650,000</b>
CON Summary:	Prior	18/19	19/20	20/21	21/22	22/23	23/24	Beyond	Total
Fed \$								3,098,550	3,098,550
Local Match								401,450	401,450
LSSRP Bond									
Local AC									
<b>Total</b>								<b>3,500,000</b>	<b>3,500,000</b>

Project #: NBIL(502)



# 2018/19-2023/24 Highway Bridge Program

#21-00 RIV RIV050201 HBP

See the appropriate FTIP/FSTIP for current funding commitments. This listing provides the backup project information to support the lump sum amounts programmed in the FTIP.

District: 08 County: Riverside

Responsible Agency HBP-ID Project Description

Palm Springs 3974 BRIDGE NO. 56C0408, S PALM CANYON DR. OVER TAHQUITZ CREEK CHANNEL, 0.4 MI. S/O RAMON ROAD. Replace 4 lane bridge with new 4 lane bridge.

Phase Summary:	Prior	18/19	19/20	20/21	21/22	22/23	23/24	Beyond	Total
PE	1,262,000		338,000						1,600,000
R/W	840,000								840,000
CON								8,137,000	8,137,000
<b>Total</b>	<b>2,102,000</b>		<b>338,000</b>					<b>8,137,000</b>	<b>10,577,000</b>

Fund Source Summary:	Prior	18/19	19/20	20/21	21/22	22/23	23/24	Beyond	Total
Fed \$	1,860,901		299,231					7,203,686	9,363,818
Local Match	241,099		38,769					933,314	1,213,182
LSSRP Bond									
Local AC									
<b>Total</b>	<b>2,102,000</b>		<b>338,000</b>					<b>8,137,000</b>	<b>10,577,000</b>

PE Summary:	Prior	18/19	19/20	20/21	21/22	22/23	23/24	Beyond	Total
Fed \$	1,117,249		299,231						1,416,480
Local Match	144,751		38,769						183,520
LSSRP Bond									
Local AC									
<b>Total</b>	<b>1,262,000</b>		<b>338,000</b>						<b>1,600,000</b>

R/W Summary:	Prior	18/19	19/20	20/21	21/22	22/23	23/24	Beyond	Total
Fed \$	743,652								743,652
Local Match	96,348								96,348
LSSRP Bond									
Local AC									
<b>Total</b>	<b>840,000</b>								<b>840,000</b>

CON Summary:	Prior	18/19	19/20	20/21	21/22	22/23	23/24	Beyond	Total
Fed \$								7,203,686	7,203,686
Local Match								933,314	933,314
LSSRP Bond									
Local AC									
<b>Total</b>								<b>8,137,000</b>	<b>8,137,000</b>

Project #: 5282(042)

# 2018/19-2023/24 Highway Bridge Program

#21-00 RIV RIV050201 HBP

See the appropriate FTIP/FSTIP for current funding commitments. This listing provides the backup project information to support the lump sum amounts programmed in the FTIP.

District: 08 County: Riverside

Responsible Agency HBP-ID Project Description

Palm Springs 3979 BRIDGE NO. 56C0409, E PALM CANYON DR OVER PALM CANYON WASH, 0.5 MI. E/O FARREL DRIVE. Bridge rehabilitation project.  
Widen existing 4 lane bridge to add shoulders and sidewalk (no added capacity).

Phase Summary:	Prior	18/19	19/20	20/21	21/22	22/23	23/24	Beyond	Total
PE	890,000				408,000				1,298,000
R/W					500,000				500,000
CON								7,264,600	7,264,600
<b>Total</b>	<b>890,000</b>				<b>908,000</b>			<b>7,264,600</b>	<b>9,062,600</b>

Fund Source Summary:	Prior	18/19	19/20	20/21	21/22	22/23	23/24	Beyond	Total
Fed \$	787,917				803,852			6,431,350	8,023,120
Local Match	102,083				104,148			833,250	1,039,480
LSSRP Bond									
Local AC									
<b>Total</b>	<b>890,000</b>				<b>908,000</b>			<b>7,264,600</b>	<b>9,062,600</b>

PE Summary:	Prior	18/19	19/20	20/21	21/22	22/23	23/24	Beyond	Total
Fed \$	787,917				361,202				1,149,119
Local Match	102,083				46,798				148,881
LSSRP Bond									
Local AC									
<b>Total</b>	<b>890,000</b>				<b>408,000</b>				<b>1,298,000</b>

R/W Summary:	Prior	18/19	19/20	20/21	21/22	22/23	23/24	Beyond	Total
Fed \$					442,650				442,650
Local Match					57,350				57,350
LSSRP Bond									
Local AC									
<b>Total</b>					<b>500,000</b>				<b>500,000</b>

CON Summary:	Prior	18/19	19/20	20/21	21/22	22/23	23/24	Beyond	Total
Fed \$								6,431,350	6,431,350
Local Match								833,250	833,250
LSSRP Bond									
Local AC									
<b>Total</b>								<b>7,264,600</b>	<b>7,264,600</b>

Project #: 5282(041)

# 2018/19-2023/24 Highway Bridge Program

#21-00 RIV RIV050201 HBP

See the appropriate FTIP/FSTIP for current funding commitments. This listing provides the backup project information to support the lump sum amounts programmed in the FTIP.

District: 08 County: Riverside

Responsible Agency HBP-ID Project Description

Rancho Mirage 3624 BRIDGE NO. 00L0046, FRANK SINATRA DRIVE OVER WHITEWATER RIVER. Construct new four lane bridge to replace existing four lane low water crossing. High Cost Project agreement required.

Phase Summary:	Prior	18/19	19/20	20/21	21/22	22/23	23/24	Beyond	Total
PE	3,600,000				500,000				4,100,000
R/W		500,000		2,670,000					3,170,000
CON								45,606,000	45,606,000
<b>Total</b>	<b>3,600,000</b>	<b>500,000</b>		<b>2,670,000</b>	<b>500,000</b>			<b>45,606,000</b>	<b>52,876,000</b>
Fund Source Summary:	Prior	18/19	19/20	20/21	21/22	22/23	23/24	Beyond	Total
Fed \$	3,187,080	442,650		2,363,751	442,650			40,374,992	46,811,123
Local Match	412,920	57,350		306,249	57,350			5,231,008	6,064,877
LSSRP Bond									
Local AC									
<b>Total</b>	<b>3,600,000</b>	<b>500,000</b>		<b>2,670,000</b>	<b>500,000</b>			<b>45,606,000</b>	<b>52,876,000</b>
PE Summary:	Prior	18/19	19/20	20/21	21/22	22/23	23/24	Beyond	Total
Fed \$	3,187,080				442,650				3,629,730
Local Match	412,920				57,350				470,270
LSSRP Bond									
Local AC									
<b>Total</b>	<b>3,600,000</b>				<b>500,000</b>				<b>4,100,000</b>
R/W Summary:	Prior	18/19	19/20	20/21	21/22	22/23	23/24	Beyond	Total
Fed \$		442,650		2,363,751					2,806,401
Local Match		57,350		306,249					363,599
LSSRP Bond									
Local AC									
<b>Total</b>		<b>500,000</b>		<b>2,670,000</b>					<b>3,170,000</b>
CON Summary:	Prior	18/19	19/20	20/21	21/22	22/23	23/24	Beyond	Total
Fed \$								40,374,992	40,374,992
Local Match								5,231,008	5,231,008
LSSRP Bond									
Local AC									
<b>Total</b>								<b>45,606,000</b>	<b>45,606,000</b>

Project #:  
NBIL(514)

# 2018/19-2023/24 Highway Bridge Program

#21-00 RIV RIV050201 HBP

See the appropriate FTIP/FSTIP for current funding commitments. This listing provides the backup project information to support the lump sum amounts programmed in the FTIP.

District: 08 County: Riverside

Responsible Agency HBP-ID Project Description

Riverside County 2787 BRIDGE NO. 56C0071, MSSN BL/BUENA VST, OVER SANTA ANA RIVER, 1.47 MI W/O SH 91 ON 7TH. Combined funding of LSSRP Seismic Retrofit and HBP funds for the replacement project (High cost project agreement required). Replace existing 4 lane bridge with 4 lane bridge.

Phase Summary:	Prior	18/19	19/20	20/21	21/22	22/23	23/24	Beyond	Total
PE	2,626,956		2,337,000						4,963,956
R/W		1,200,000							1,200,000
CON				48,939,000					48,939,000
<b>Total</b>	<b>2,626,956</b>	<b>1,200,000</b>	<b>2,337,000</b>	<b>48,939,000</b>					<b>55,102,956</b>

Fund Source Summary:	Prior	18/19	19/20	20/21	21/22	22/23	23/24	Beyond	Total
Fed \$	2,325,644		3,131,306					43,325,697	48,782,647
Local Match	301,312	137,640	268,054	5,613,303				-5,613,303	707,006
LSSRP Bond								5,613,303	5,613,303
Local AC		1,062,360	-1,062,360	43,325,697				-43,325,697	
<b>Total</b>	<b>2,626,956</b>	<b>1,200,000</b>	<b>2,337,000</b>	<b>48,939,000</b>					<b>55,102,956</b>

PE Summary:	Prior	18/19	19/20	20/21	21/22	22/23	23/24	Beyond	Total
Fed \$	2,325,644		2,068,946						4,394,590
Local Match	301,312		268,054						569,366
LSSRP Bond									
Local AC									
<b>Total</b>	<b>2,626,956</b>		<b>2,337,000</b>						<b>4,963,956</b>

R/W Summary:	Prior	18/19	19/20	20/21	21/22	22/23	23/24	Beyond	Total
Fed \$			1,062,360						1,062,360
Local Match		137,640							137,640
LSSRP Bond									
Local AC		1,062,360	-1,062,360						
<b>Total</b>		<b>1,200,000</b>							<b>1,200,000</b>

CON Summary:	Prior	18/19	19/20	20/21	21/22	22/23	23/24	Beyond	Total
Fed \$								43,325,697	43,325,697
Local Match				5,613,303				-5,613,303	
LSSRP Bond								5,613,303	5,613,303
Local AC				43,325,697				-43,325,697	
<b>Total</b>				<b>48,939,000</b>					<b>48,939,000</b>

Project #:  

5956(086)
5956(192)

# 2018/19-2023/24 Highway Bridge Program

#21-00 RIV RIV050201 HBP

See the appropriate FTIP/FSTIP for current funding commitments. This listing provides the backup project information to support the lump sum amounts programmed in the FTIP.

District: 08 County: Riverside

Responsible Agency HBP-ID Project Description

Riverside County 4023 BRIDGE NO. 56C0099, RAILROAD AVE OVER FORNAT WASH, 2.9 MI. W/O VERBENIA AVE. Replace existing two lane bridge with two lane bridge. 10/9/2012: Toll Credits programmed for PE, R/W, & CON.

Phase Summary:	Prior	18/19	19/20	20/21	21/22	22/23	23/24	Beyond	Total
PE	339,000				297,000				636,000
R/W					144,000				144,000
CON								1,994,000	1,994,000
<b>Total</b>	<b>339,000</b>				<b>441,000</b>			<b>1,994,000</b>	<b>2,774,000</b>
Fund Source Summary:	Prior	18/19	19/20	20/21	21/22	22/23	23/24	Beyond	Total
Fed \$	339,000				441,000			1,994,000	2,774,000
Local Match									
LSSRP Bond									
Local AC									
<b>Total</b>	<b>339,000</b>				<b>441,000</b>			<b>1,994,000</b>	<b>2,774,000</b>
PE Summary:	Prior	18/19	19/20	20/21	21/22	22/23	23/24	Beyond	Total
Fed \$	339,000				297,000				636,000
Local Match									
LSSRP Bond									
Local AC									
<b>Total</b>	<b>339,000</b>				<b>297,000</b>				<b>636,000</b>
R/W Summary:	Prior	18/19	19/20	20/21	21/22	22/23	23/24	Beyond	Total
Fed \$					144,000				144,000
Local Match									
LSSRP Bond									
Local AC									
<b>Total</b>					<b>144,000</b>				<b>144,000</b>
CON Summary:	Prior	18/19	19/20	20/21	21/22	22/23	23/24	Beyond	Total
Fed \$								1,994,000	1,994,000
Local Match									
LSSRP Bond									
Local AC									
<b>Total</b>								<b>1,994,000</b>	<b>1,994,000</b>

Project #: 5956(228)

# 2018/19-2023/24 Highway Bridge Program

#21-00 RIV RIV050201 HBP

See the appropriate FTIP/FSTIP for current funding commitments. This listing provides the backup project information to support the lump sum amounts programmed in the FTIP.

District: 08 County: Riverside

Responsible Agency HBP-ID Project Description

Riverside County 4022 BRIDGE NO. 56C0101, RAILROAD AVENUE OVER EAST CHANNEL STUBBE WASH, 0.2 MI. W/O VERBENIA AVE.. Replace two lane bridge with two lane bridge. 10/9/2012: Toll Credits programmed for PE, R/W, & CON.

Phase Summary:	Prior	18/19	19/20	20/21	21/22	22/23	23/24	Beyond	Total
PE	351,000				318,000				669,000
R/W					118,000				118,000
CON								1,963,000	1,963,000
<b>Total</b>	<b>351,000</b>				<b>436,000</b>			<b>1,963,000</b>	<b>2,750,000</b>

Fund Source Summary:	Prior	18/19	19/20	20/21	21/22	22/23	23/24	Beyond	Total
Fed \$	351,000				436,000			1,963,000	2,750,000
Local Match									
LSSRP Bond									
Local AC									
<b>Total</b>	<b>351,000</b>				<b>436,000</b>			<b>1,963,000</b>	<b>2,750,000</b>

PE Summary:	Prior	18/19	19/20	20/21	21/22	22/23	23/24	Beyond	Total
Fed \$	351,000				318,000				669,000
Local Match									
LSSRP Bond									
Local AC									
<b>Total</b>	<b>351,000</b>				<b>318,000</b>				<b>669,000</b>

R/W Summary:	Prior	18/19	19/20	20/21	21/22	22/23	23/24	Beyond	Total
Fed \$					118,000				118,000
Local Match									
LSSRP Bond									
Local AC									
<b>Total</b>					<b>118,000</b>				<b>118,000</b>

CON Summary:	Prior	18/19	19/20	20/21	21/22	22/23	23/24	Beyond	Total
Fed \$								1,963,000	1,963,000
Local Match									
LSSRP Bond									
Local AC									
<b>Total</b>								<b>1,963,000</b>	<b>1,963,000</b>

Project #: 5956(229)

# 2018/19-2023/24 Highway Bridge Program

#21-00 RIV RIV050201 HBP

See the appropriate FTIP/FSTIP for current funding commitments. This listing provides the backup project information to support the lump sum amounts programmed in the FTIP.

District: 08 County: Riverside

Responsible Agency HBP-ID Project Description

Riverside County 4171 BRIDGE NO. 56C0102, CHUCKWALLA VLY RD OVER AZTEC DITCH, 0.2 MI E/O CORN SPRNGS RD. Bridge Replacement. Replace existing 2 lane bridge with 2 lane bridge (no added capacity). 11/4/2013: Toll Credits programmed for PE, R/W, & CON.

Phase Summary:	Prior	18/19	19/20	20/21	21/22	22/23	23/24	Beyond	Total
PE	336,000				228,000				564,000
R/W					70,000				70,000
CON								2,345,000	2,345,000
<b>Total</b>	<b>336,000</b>				<b>298,000</b>			<b>2,345,000</b>	<b>2,979,000</b>
Fund Source Summary:	Prior	18/19	19/20	20/21	21/22	22/23	23/24	Beyond	Total
Fed \$	336,000				298,000			2,345,000	2,979,000
Local Match									
LSSRP Bond									
Local AC									
<b>Total</b>	<b>336,000</b>				<b>298,000</b>			<b>2,345,000</b>	<b>2,979,000</b>
PE Summary:	Prior	18/19	19/20	20/21	21/22	22/23	23/24	Beyond	Total
Fed \$	336,000				228,000				564,000
Local Match									
LSSRP Bond									
Local AC									
<b>Total</b>	<b>336,000</b>				<b>228,000</b>				<b>564,000</b>
R/W Summary:	Prior	18/19	19/20	20/21	21/22	22/23	23/24	Beyond	Total
Fed \$					70,000				70,000
Local Match									
LSSRP Bond									
Local AC									
<b>Total</b>					<b>70,000</b>				<b>70,000</b>
CON Summary:	Prior	18/19	19/20	20/21	21/22	22/23	23/24	Beyond	Total
Fed \$								2,345,000	2,345,000
Local Match									
LSSRP Bond									
Local AC									
<b>Total</b>								<b>2,345,000</b>	<b>2,345,000</b>

Project #: 5956(239)

# 2018/19-2023/24 Highway Bridge Program

#21-00 RIV RIV050201 HBP

See the appropriate FTIP/FSTIP for current funding commitments. This listing provides the backup project information to support the lump sum amounts programmed in the FTIP.

District: 08 County: Riverside

Responsible Agency HBP-ID Project Description

Riverside County 3965 BRIDGE NO. 56C0103, CHUCKWALLA VLY RD OVER TARANTULA DITCH, 1.5 MI E/O CORN SPRNGS RD. Replace existing 2 lane bridge with 2 lane bridge. 7/20/2012: Toll Credits programmed for PE, R/W, & CON.

Phase Summary:	Prior	18/19	19/20	20/21	21/22	22/23	23/24	Beyond	Total
PE	299,000				265,000				564,000
R/W					70,000				70,000
CON								1,708,000	1,708,000
<b>Total</b>	<b>299,000</b>				<b>335,000</b>			<b>1,708,000</b>	<b>2,342,000</b>

Fund Source Summary:	Prior	18/19	19/20	20/21	21/22	22/23	23/24	Beyond	Total
Fed \$	299,000				335,000			1,708,000	2,342,000
Local Match									
LSSRP Bond									
Local AC									
<b>Total</b>	<b>299,000</b>				<b>335,000</b>			<b>1,708,000</b>	<b>2,342,000</b>

PE Summary:	Prior	18/19	19/20	20/21	21/22	22/23	23/24	Beyond	Total
Fed \$	299,000				265,000				564,000
Local Match									
LSSRP Bond									
Local AC									
<b>Total</b>	<b>299,000</b>				<b>265,000</b>				<b>564,000</b>

R/W Summary:	Prior	18/19	19/20	20/21	21/22	22/23	23/24	Beyond	Total
Fed \$					70,000				70,000
Local Match									
LSSRP Bond									
Local AC									
<b>Total</b>					<b>70,000</b>				<b>70,000</b>

CON Summary:	Prior	18/19	19/20	20/21	21/22	22/23	23/24	Beyond	Total
Fed \$								1,708,000	1,708,000
Local Match									
LSSRP Bond									
Local AC									
<b>Total</b>								<b>1,708,000</b>	<b>1,708,000</b>

Project #: 5956(227)



# 2018/19-2023/24 Highway Bridge Program

#21-00 RIV RIV050201 HBP

See the appropriate FTIP/FSTIP for current funding commitments. This listing provides the backup project information to support the lump sum amounts programmed in the FTIP.

District: 08 County: Riverside

Responsible Agency HBP-ID Project Description

Riverside County 3966 BRIDGE NO. 56C0104, CHUCKWALLA VLY RD OVER SUTRO DITCH, 3 MI. E/O CORN SPRINGS RD. Replace existing 2 lane bridge with 2 lane bridge. 7/20/2012: Toll Credits programmed for PE, R/W, & CON.

Phase Summary:	Prior	18/19	19/20	20/21	21/22	22/23	23/24	Beyond	Total
PE	333,000				231,000				564,000
R/W					70,000				70,000
CON								2,173,000	2,173,000
<b>Total</b>	<b>333,000</b>				<b>301,000</b>			<b>2,173,000</b>	<b>2,807,000</b>

Fund Source Summary:	Prior	18/19	19/20	20/21	21/22	22/23	23/24	Beyond	Total
Fed \$	333,000				301,000			2,173,000	2,807,000
Local Match									
LSSRP Bond									
Local AC									
<b>Total</b>	<b>333,000</b>				<b>301,000</b>			<b>2,173,000</b>	<b>2,807,000</b>

PE Summary:	Prior	18/19	19/20	20/21	21/22	22/23	23/24	Beyond	Total
Fed \$	333,000				231,000				564,000
Local Match									
LSSRP Bond									
Local AC									
<b>Total</b>	<b>333,000</b>				<b>231,000</b>				<b>564,000</b>

R/W Summary:	Prior	18/19	19/20	20/21	21/22	22/23	23/24	Beyond	Total
Fed \$					70,000				70,000
Local Match									
LSSRP Bond									
Local AC									
<b>Total</b>					<b>70,000</b>				<b>70,000</b>

CON Summary:	Prior	18/19	19/20	20/21	21/22	22/23	23/24	Beyond	Total
Fed \$								2,173,000	2,173,000
Local Match									
LSSRP Bond									
Local AC									
<b>Total</b>								<b>2,173,000</b>	<b>2,173,000</b>

Project #: 5956(226)

# 2018/19-2023/24 Highway Bridge Program

#21-00 RIV RIV050201 HBP

See the appropriate FTIP/FSTIP for current funding commitments. This listing provides the backup project information to support the lump sum amounts programmed in the FTIP.

District: 08 County: Riverside

Responsible Agency HBP-ID Project Description

Riverside County 3976 BRIDGE NO. 56C0108, CHUCKWALLA VLY RD OVER ACARI DITCH, 6.3 MI E/O CORN SPRNGS RD. Replace existing two lane bridge with two lane bridge. 9/14/2012: Toll Credits programmed for PE, R/W, & CON.

Phase Summary:	Prior	18/19	19/20	20/21	21/22	22/23	23/24	Beyond	Total
PE	333,000				231,000				564,000
R/W					70,000				70,000
CON								2,038,000	2,038,000
<b>Total</b>	<b>333,000</b>				<b>301,000</b>			<b>2,038,000</b>	<b>2,672,000</b>

Fund Source Summary:	Prior	18/19	19/20	20/21	21/22	22/23	23/24	Beyond	Total
Fed \$	333,000				301,000			2,038,000	2,672,000
Local Match									
LSSRP Bond									
Local AC									
<b>Total</b>	<b>333,000</b>				<b>301,000</b>			<b>2,038,000</b>	<b>2,672,000</b>

PE Summary:	Prior	18/19	19/20	20/21	21/22	22/23	23/24	Beyond	Total
Fed \$	333,000				231,000				564,000
Local Match									
LSSRP Bond									
Local AC									
<b>Total</b>	<b>333,000</b>				<b>231,000</b>				<b>564,000</b>

R/W Summary:	Prior	18/19	19/20	20/21	21/22	22/23	23/24	Beyond	Total
Fed \$					70,000				70,000
Local Match									
LSSRP Bond									
Local AC									
<b>Total</b>					<b>70,000</b>				<b>70,000</b>

CON Summary:	Prior	18/19	19/20	20/21	21/22	22/23	23/24	Beyond	Total
Fed \$								2,038,000	2,038,000
Local Match									
LSSRP Bond									
Local AC									
<b>Total</b>								<b>2,038,000</b>	<b>2,038,000</b>

Project #: 5956(225)

## 2018/19-2023/24 Highway Bridge Program

#21-00 RIV RIV050201 HBP

See the appropriate FTIP/FSTIP for current funding commitments. This listing provides the backup project information to support the lump sum amounts programmed in the FTIP.

District: 08 County: Riverside

Responsible Agency HBP-ID Project Description

Riverside County 4160 BRIDGE NO. 56C0523, GILMAN SPRINGS RD. OVER POTRERO CREEK, 0.5 MI. SE/O SANDERSON AV. Replace existing 2-lane bridge with a 2-lane bridge on a new road alignment (roadway realignment scope not clear). No increase capacity.

Phase Summary:	Prior	18/19	19/20	20/21	21/22	22/23	23/24	Beyond	Total
PE	900,000				810,000				1,710,000
R/W					700,000				700,000
CON								8,133,000	8,133,000
<b>Total</b>	<b>900,000</b>				<b>1,510,000</b>			<b>8,133,000</b>	<b>10,543,000</b>

Fund Source Summary:	Prior	18/19	19/20	20/21	21/22	22/23	23/24	Beyond	Total
Fed \$	796,770				1,336,803			7,200,145	9,333,718
Local Match	103,230				173,197			932,855	1,209,282
LSSRP Bond									
Local AC									
<b>Total</b>	<b>900,000</b>				<b>1,510,000</b>			<b>8,133,000</b>	<b>10,543,000</b>

PE Summary:	Prior	18/19	19/20	20/21	21/22	22/23	23/24	Beyond	Total
Fed \$	796,770				717,093				1,513,863
Local Match	103,230				92,907				196,137
LSSRP Bond									
Local AC									
<b>Total</b>	<b>900,000</b>				<b>810,000</b>				<b>1,710,000</b>

R/W Summary:	Prior	18/19	19/20	20/21	21/22	22/23	23/24	Beyond	Total
Fed \$					619,710				619,710
Local Match					80,290				80,290
LSSRP Bond									
Local AC									
<b>Total</b>					<b>700,000</b>				<b>700,000</b>

CON Summary:	Prior	18/19	19/20	20/21	21/22	22/23	23/24	Beyond	Total
Fed \$								7,200,145	7,200,145
Local Match								932,855	932,855
LSSRP Bond									
Local AC									
<b>Total</b>								<b>8,133,000</b>	<b>8,133,000</b>

Project #: 5956(238)

## 2018/19-2023/24 Highway Bridge Program

#21-00 RIV RIV050201 HBP

See the appropriate FTIP/FSTIP for current funding commitments. This listing provides the backup project information to support the lump sum amounts programmed in the FTIP.

District: 08 County: Riverside

Responsible Agency HBP-ID Project Description

Riverside County 4003 BRIDGE NO. PM00076, Bridge Preventive Maintenance Program, various locations in Riverside County. See Caltrans Local Assistance HBP web site for backup list of bridges.

Phase Summary:	Prior	18/19	19/20	20/21	21/22	22/23	23/24	Beyond	Total
PE	475,455				686,759				1,162,214
R/W									
CON								4,668,479	4,668,479
<b>Total</b>	<b>475,455</b>				<b>686,759</b>			<b>4,668,479</b>	<b>5,830,693</b>
Fund Source Summary:	Prior	18/19	19/20	20/21	21/22	22/23	23/24	Beyond	Total
Fed \$	420,920				607,988			4,133,004	5,161,913
Local Match	54,535				78,771			535,475	668,780
LSSRP Bond									
Local AC									
<b>Total</b>	<b>475,455</b>				<b>686,759</b>			<b>4,668,479</b>	<b>5,830,693</b>
PE Summary:	Prior	18/19	19/20	20/21	21/22	22/23	23/24	Beyond	Total
Fed \$	420,920				607,988				1,028,908
Local Match	54,535				78,771				133,306
LSSRP Bond									
Local AC									
<b>Total</b>	<b>475,455</b>				<b>686,759</b>				<b>1,162,214</b>
CON Summary:	Prior	18/19	19/20	20/21	21/22	22/23	23/24	Beyond	Total
Fed \$								4,133,004	4,133,004
Local Match					-0			535,475	535,475
LSSRP Bond									
Local AC									
<b>Total</b>								<b>4,668,479</b>	<b>4,668,479</b>

Project #: 5956(224)

## 2018/19-2023/24 Highway Bridge Program

#21-00 RIV RIV050201 HBP

See the appropriate FTIP/FSTIP for current funding commitments. This listing provides the backup project information to support the lump sum amounts programmed in the FTIP.

District: 08 County: Riverside

Responsible Agency HBP-ID Project Description

Riverside County 4604 BRIDGE NO. PM00180, Bridge Preventive Maintenance Program (BPMP) various bridges in Riverside County. See Caltrans Local Assistance HBP website for backup list of projects.

Phase Summary:	Prior	18/19	19/20	20/21	21/22	22/23	23/24	Beyond	Total
PE					148,864				148,864
R/W									
CON								744,028	744,028
Total					148,864			744,028	892,892
Fund Source Summary:	Prior	18/19	19/20	20/21	21/22	22/23	23/24	Beyond	Total
Fed \$					131,789			658,688	790,477
Local Match					17,075			85,340	102,415
LSSRP Bond									
Local AC									
Total					148,864			744,028	892,892
PE Summary:	Prior	18/19	19/20	20/21	21/22	22/23	23/24	Beyond	Total
Fed \$					131,789				131,789
Local Match					17,075				17,075
LSSRP Bond									
Local AC									
Total					148,864				148,864
CON Summary:	Prior	18/19	19/20	20/21	21/22	22/23	23/24	Beyond	Total
Fed \$								658,688	658,688
Local Match								85,340	85,340
LSSRP Bond									
Local AC									
Total								744,028	744,028

Project #:

## 2018/19-2023/24 Highway Bridge Program

#21-00 RIV RIV050201 HBP

See the appropriate FTIP/FSTIP for current funding commitments. This listing provides the backup project information to support the lump sum amounts programmed in the FTIP.

District: 08      County: Riverside

Responsible Agency      HBP-ID    Project Description

---

**MPO Summary:** Riverside County Transportation Commission

Number of Projects: 24

**Totals:**

	Prior	18/19	19/20	20/21	21/22	22/23	23/24	Beyond	Total
Fed \$	15,523,607	3,002,732	24,083,496	5,460,265	7,239,794		374,659	140,909,002	196,593,555
Local Match	1,747,558	2,612,626	465,018	6,078,871	664,360		48,541	4,787,910	16,404,884
LSSRP Bond	5,735	277,777	153,887	241,868				6,271,681	6,950,948
Local AC		19,306,538	-19,306,538	43,325,697				-43,325,697	
<b>Total for all Phases</b>	<b>17,276,900</b>	<b>25,199,673</b>	<b>5,395,863</b>	<b>55,106,700</b>	<b>7,904,154</b>		<b>423,200</b>	<b>108,642,897</b>	<b>219,949,387</b>

<b>2021 FTIP - RIVERSIDE COUNTY GROUPED PROJECTS</b>						
<b>RIV130401 - Grouped Projects for Pavement Resurfacing and/or Rehabilitation on the Local Roads System</b>						
<b>Prgm Yr (FFY)</b>	<b>Agency</b>	<b>Project Title/Description</b>	<b>Project Scope</b>	<b>Federal Funds (STPL) 000's</b>	<b>State/Local Funds - 000s</b>	<b>Total Project Cost</b>
20/21	Canyon Lake	Railroad Canyon Rehab	Goetz Rd. to Lake Elsinore city limits	37	5 \$	42
<b>FFY 20/21 Total</b>				<b>\$ 37</b>	<b>\$ 5</b>	<b>\$ 42</b>
<b>Combined FFYs</b>				<b>\$ 37</b>	<b>\$ 5</b>	<b>\$ 42</b>

**2021 FTIP - RIVERSIDE COUNTY GROUPED PROJECTS****RIV130808 - Grouped Projects for Pavement Resurfacing and/or Rehabilitation in Riverside County/City of Moreno Valley**

Prog Year	Agency	Project Title/Description	Project Scope	City Funds (ENG) 000's	City Funds (CON) 000's	State/Local Funds - 000s	Total Project Cost
20/21	Moreno Valley	Kitching St. Pavement Rehab	Cottonwood Ave to Alessandro Blvd	\$ 50	\$ 450	\$ -	\$ 500
20/21	Moreno Valley	Kitching St. Pavement Rehab	Kitching St. Pavement Rehab from John F. Kennedy Dr to Iris Ave.	\$ 50	\$ 500	\$ -	\$ 550
20/21	Moreno Valley	Heacock St. Pavement Rehab	Heacock St. Pavement Rehab from Alessandro Blvd to Cottonwood Ave.	\$ 120	\$ 480	\$ -	\$ 600
<b>FY 20/21 Total</b>				<b>\$ 220</b>	<b>\$ 1,430</b>	<b>\$ -</b>	<b>\$ 1,650</b>
21/22	Moreno Valley	Alessandro Blvd Pavement Rehab	Merwin St to Gilman Springs Rd	\$ 50	\$ 1,150	\$ -	\$ 1,200
21/22	Moreno Valley	Moreno Beach Drive Pavement Rehab	Ironwood Ave to Locust Ave	\$ 50	\$ 1,050	\$ -	\$ 1,100
<b>FY 21/22 Total</b>				<b>\$ 100</b>	<b>\$ 2,200</b>	<b>\$ -</b>	<b>\$ 2,300</b>
<b>Combined FFYs</b>				<b>\$ 320</b>	<b>\$ 3,630</b>	<b>\$ -</b>	<b>\$ 3,950</b>



2021 FTIP - RIVERSIDE COUNTY GROUPED PROJECTS						
RIV141202 - Grouped Projects						
GROUPED PROJECTS FOR BICYCLE AND PEDESTRIAN FACILITIES - NON-MOTORIZED: PROJECTS ARE CONSISTENT WITH 40 CFR PART 93.126 EXEMPT TABLES 2 AND TABLE 3 CATEGORIES - BICYCLE AND PEDESTRIAN FACILITIES (BOTH MOTORIZED AND NON-MOTORIZED)						
Prgm Yr (FFY)	Agency	Project Title/Project Limits	Project Scope	Agency funds		Total Project Cost
				000's	Other	
20/21	Hemet	State St. Multi-Use Trail - State St to Domenigoni Parkway	Construct a Multi-Use Trail from State St. to Domenigoni Parkway - Completing a 2 -mile segment for the Salt Creek Multi-Modal Trail	\$ 678	\$ -	\$ 678
<b>FY 20/21 Total</b>				<b>\$ 678</b>	<b>\$ -</b>	<b>\$ 678</b>
21/22	Hemet	Lyon Ave. Multi-Use Trail - One mile N/O Domenigoni Pkwy	Construct a Multi-Use Trail one mile N/O Domenigoni Parkway/Salt Creek to Domenigoni Pkwy/Salt Creek	\$ 678	\$ -	\$ 678
21/22	Hemet	Cawston Ave. Multi-Use Trail - 1.75 Miles N/O Domenigoni Pkwy/Salt Creek to Domenigoni Pkwy/Salt Creek	Construct a Multi-Use Trail 1.75 miles N/O Domenigoni Parkway/Salt Creek to Domenigoni Pkwy/Salt Creek	\$ 1,224	\$ -	\$ 1,224
<b>FY 21/22 Total</b>				<b>\$ 1,902</b>	<b>\$ -</b>	<b>\$ 1,902</b>
22/23	Hemet	Warren Rd. Multi-Use Trail - 2 miles N/O Domenigoni Pkwy/Salt Creek to Domenigoni Pkwy/Salt Creek	Construct a Multi-Use Trail 2-mies N/O Domenigoni Parkway/Salt Creek to Domenigoni Pkwy/Salt Creek	\$ 1,356	\$ -	\$ 1,356
<b>FY 22/23 Total</b>				<b>\$ 1,356</b>	<b>\$ -</b>	<b>\$ 1,356</b>
<b>Combined FFYs</b>				<b>\$ 3,936</b>	<b>\$ -</b>	<b>\$ 3,936</b>

**2021 FTIP - RIVERSIDE COUNTY GROUPED PROJECTS**  
**RIV160402 - Grouped Projects for Bicycle and Pedestrian Facilities funded with ATP Cycle 2**

Prgm Yr (FFY)	Agency	Project Title/Description	Project Scope	Federal Funds		State/Local		Toll Credits	Total Project Cost
				(ATP) 000's	ATP State-only	Funds - 000s			
16/17	County of Riverside Public Health	SRTS East Riverside - Downtown Riverside to the west, Box Springs, Mountain to the east, Hunter Industrial Park to the north, and Victoria and Canyon Crest to the south.	County of Riverside SRTS East Riverside - Implement a comprehensive safe routes to school program in the Eastside and University neighborhoods of Riverside, including a Chaperone Program comprised of community volunteers who encourage active transportation in safe environment.	\$ -	\$ 500	\$ 128	\$ -	\$ -	\$ 628
16/17	Moreno Valley*	Juan Bautista De Anza Multi-Use Trail - segment beginning at El Potrero Park and terminating at Iris Ave.	Construction of Juan Bautista De Anza Multi-Use Tr (PA&ED)	\$ 115	\$ -	\$ -	\$ 13	\$ -	\$ 115
<b>FFY 16/17 Total</b>				<b>\$ 115</b>	<b>\$ 500</b>	<b>\$ 128</b>	<b>\$ 13</b>	<b>\$ -</b>	<b>\$ 743</b>
17/18	Moreno Valley*	Juan Bautista De Anza Multi-Use Trail	Construction of Juan Bautista De Anza Multi-Use Tr (Design & R/W)	\$ 191	\$ -	\$ -	\$ 22	\$ -	\$ 191
<b>FFY 17/18 Total</b>				<b>\$ 191</b>	<b>\$ -</b>	<b>\$ -</b>	<b>\$ 22</b>	<b>\$ -</b>	<b>\$ 191</b>
18/19	Moreno Valley*	Juan Bautista De Anza Multi-Use Trail	Construction of Juan Bautista De Anza Multi-Use Tr (cons phase)	\$ 1,125	\$ -	\$ -	\$ 129	\$ -	\$ 1,125
<b>FFY 18/19 Total</b>				<b>\$ 1,125</b>	<b>\$ -</b>	<b>\$ -</b>	<b>\$ 129</b>	<b>\$ -</b>	<b>\$ 1,125</b>
<b>Combined FFYs</b>				<b>\$ 1,431</b>	<b>\$ 500</b>	<b>\$ 128</b>	<b>\$ 164</b>	<b>\$ -</b>	<b>\$ 2,059</b>

**RIVLS02 Exempt Grouped Projects for Pavement Resurfacing and/or Pavement Rehabilitation  
SHOPP Roadway Preservation Program  
2021 FTIP  
2019 FTIP Amendment #19-09**

Agency	County	District EA	Notes	Project Description	Program Year (FFY)	Federal Funds	State Funds	Total Project Cost (in \$1000's)
Caltrans	Riverside	1F142	Carryover 2018 SHOPP Amendment #18H-000 approved by CTC March 21-22, 2018. New: 2016 SHOPP Amendment 16H-000 CTC approved 3/18/16. Not on HQ SHOPP list 7/27/16. G13 Contingency Project HQ list 8/23/16.	On I-15 in and near Terra Cotta, from Nichols Road to north of Glen Ivy. Concreate pavement slab replacement. (PA&ED, PS&E & R/W programmed by CTC, but not on HQ G13 list 8/23/16, have to program construction support/capital in FFY 2020/21 per HQ direction to SCAG.) Resolution FP-17-24 approved by CTC allocate PS&E for \$926,000 and R/W for \$10,000. Construction Suppport/Capital Funding Only.	2018/19	\$24,119	\$ -	\$24,119
Caltrans	Riverside	1H060	New: SHOPP Amendment #18H-000 approved by CTC March 21-22, 2018.	On SR-74 in and near Hemet, from Winchester Road to Fairview Avenue: Multi-objective project to rehabilitate pavement, install fiber optic/vehicle detection stations and upgrade curb ramps to meet Americans with Disabilities Act (ADA) Standards. SHOPP Amendment #18H-000 approved by CTC March 21-22, 2018 PA&ED Authorized Only Resolution FP-17-47.	2018/19	\$3,000	\$	\$3,000

100% Prior


**RIVLS02 Exempt Grouped Projects for Pavement Resurfacing and/or Pavement Rehabilitation**  
**SHOPP Roadway Preservation Program**  
 2021 FTIP  
**2019 FTIP Amendment #19-09**

Caltrans	Riverside	1F371	<p>Update: SHOPP Amendment #18H-003 approved by CTC June 27-28, 2018. Carryover 2018 SHOPP Amendment #18H-000 approved by CTC March 21-22, 2018. New: 2016 SHOPP Amendment #16H-000 CTC approved 3/18/16. Moved from RIVLS01 per HQ SHOPP list 7/27/16.</p>	<p>On SR-60 in the cities of Eastvale, Jurupa Valley, Riverside and Moreno Valley, from Hamner Avenue to Gilman Springs Road; also on Route 91 from Route 15 to Madison Street. Replace existing guide signs with retro-reflective sheeting. PS&amp;E and R/W Support Funding Only. Increased funding amount. Resolution FP-17-61 approved by CTC June 27-28, 2018.</p>	2018/19	\$445	\$ -	\$445
Caltrans	Riverside	1C090	<p>Carryover 2018 SHOPP Amendment #18H-000 approved by CTC March 21-22, 2018. Update: SHOPP Amendment #16H-014 approved by CTC June 28-29, 2017. Update: 2016 SHOPP Amendment #16H-00 CTC Approved 3/18/16 see FTIP ID RIV120201 for funding info.</p>	<p>On SR-60 near Beaumont, from Gilman Springs Road to 1.4 miles west of Jack Rabbit Trail. Rehabilitate pavement. (\$15 million in construction capital only)(Project being combine with FTIP ID RIV120201 for construction also see for \$15M SHOPP funding from EA 1C090.) Financial Contribution (FCO) to RCTC.</p>	2018/19	\$0	\$ -	\$0

100% Prior

**RIVLS02 Exempt Grouped Projects for Pavement Resurfacing and/or Pavement Rehabilitation**  
**SHOPP Roadway Preservation Program**  
 2021 FTIP **2019 FTIP Amendment #19-09**

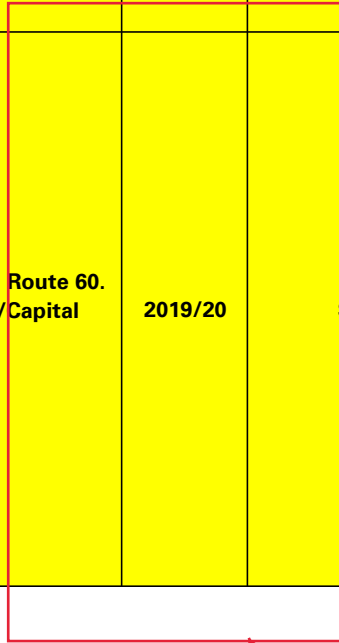
Caltrans	Riverside	1E770	Carryover 2018 SHOPP Amendment #18H-000 approved by CTC March 21-22, 2018. New: 2016 SHOPP Amendment #16H-000 CTC Approved 3/18/16 Moved from RIVLS01 per HQ SHOPP list 7/27/16.	On SR-74 near Lake Elsinore, at 0.8 mile west of Grand Avenue. Stabilize slope to protect safety of traveling public. Construction Support/Capital and R/W Capital Funding Only.	2018/19	\$1,492	\$ -	\$1,492
				<b>FY 2018-2019 100% SHOPP AC funded Sub-total</b>	<b>Sub-total</b>	<b>\$29,056</b>	<b>\$0</b>	<b>\$29,056</b>
Caltrans	Riverside	1F141	Update: SHOPP Amendment #18H-005 CTC 10/17/18, Update: SHOPP Amendment #18H-003 approved by CTC June 27-28, 2018. Carryover 2018 SHOPP Amendment #18H-000 approved by CTC March 21-22, 2018. New: 2016 SHOPP Amendment #16H-000 CTC approved 3/18/16. Not on HQ SHOPP list 7/27/16. G13 Contingency Project HQ list 8/23/16.	On I-15 In and near Temecula, in Riverside County, from the San Diego county line to north of Temecula River Bridge also in San Diego County from 0.1 mile south of the Riverside County line to the Riverside County line Rehabilitate roadway. (PA&ED, PS&E & R/W programmed in prior year \$2,234M, Construction Support/Capital and R/W Capital programmed in 19/20.	2019/20	\$40,081	\$ -	\$40,081
Caltrans	Riverside	1H060	New: SHOPP Amendment #18H-000 approved by CTC March 21-22, 2018.	On SR-74 in and near Hemet, from Winchester Road to Fairview Avenue: Multi-objective project to rehabilitate pavement, install fiber optic/vehicle detection stations and upgrade curb ramps to meet Americans with Disabilities Act (ADA) Standards. SHOPP Amendment #18H-000 approved by CTC March 21-22, 2018 PS&E and R/W Support Funding Only.	2019/20	\$9,670	\$	\$9,670



100% Prior

**RIVLS02 Exempt Grouped Projects for Pavement Resurfacing and/or Pavement Rehabilitation**  
**SHOPP Roadway Preservation Program**  
 2021 FTIP **2019 FTIP Amendment #19-09**

Caltrans	Riverside	1C082	2018 SHOPP Amendment #18H-010 for CTC June 26-27 approval	On I-10 near Blythe, from Rice Road/SR-177 to Teed Ditch Bridge. Cold plane mainline pavement and overlay with Portland Cement Concrete (PCC). The shoulders and ramps will be milled and overlaid with Hot Mix Asphalt (HMA-A). A two-lane temporary detour will be constructed in the median for traffic handling. Also see Resolution FP-17-13 approved by CTC October 18-19, 2017 allocation of PA&ED for \$16,900,000. 2018 SHOPP Amendment #18H-000 approved by CTC March 21-22, 2018 PS&E, R/W and Construction Only.	2019/20	\$ 331,473	\$ -	\$ 331,473
Caltrans	Riverside	1F143	2018 SHOPP Amendment #18H-010 for CTC June 26-27 approval	On I-15 in and near Corona, from south of Ontario Avenue to Route 60. Concrete pavement slab replacement. Construction Support/Capital and R/W Capital Funding Only. SB1	2019/20	\$45,326	\$ -	\$45,326



100% Prior

**RIVLS02 Exempt Grouped Projects for Pavement Resurfacing and/or Pavement Rehabilitation  
SHOPP Roadway Preservation Program**

2021 FTIP

~~2019 FTIP Amendment #19-09~~

Caltrans	Riverside	1E840	<p>New: Carryover: 2018 SHOPP Amendment #18H-000 approved by CTC March 21-22, 2018. Update: SHOPP Amendment #16H-014 approved by CTC June 28-29, 2017. Update: 2016 SHOPP Amendment 16H-001 approved by CTC May 18-19, 2016</p>	<p>On SR-62 in and near Yucca Valley and Twentynine Palms, from north of Indian Avenue to Utah Trail; Also, in San Bernardino County (PM 0.0/15.1 and PM 29.3/33.6). Pavement Rehabilitation. G13 Contingency Project 2018 SHOPP #18H-000 approved by CTC March 21-22, 2018 R/W Capital and Construction Sup/Cap.</p>	2019/20	\$	42,084	\$	-	\$	42,084
Caltrans	Riverside	1F371	<p>Update: SHOPP Amendment #18H-003 approved by CTC June 27-28, 2018. Carryover 2018 SHOPP Amendment #18H-000 approved by CTC March 21-22, 2018. New: 2016 SHOPP Amendment #16H-000 CTC approved 3/18/16. Moved from RIVLS01 per HQ SHOPP list 7/27/16.</p>	<p>100% Prior</p> <p>On SR-60 in the cities of Eastvale, Jurupa Valley, Riverside and Moreno Valley, from Hamner Avenue to Gilman Springs Road; also on Route 91 from Route 15 to Madison Street. Replace existing guide signs with retro-reflective sheeting. Construction Support/Capital and R/W Capital Funding Only. Increased funding amount.</p>	2019/20		\$3,278	\$	-		\$3,278
				<b>FY 2019-2020 100% SHOPP AC funded Sub-total</b>	<b>Sub-total</b>		<del>\$471,912</del>		\$0		<del>\$471,912</del>
							<b>\$140,439</b>				<b>\$140,439</b>

**RIVLS02 Exempt Grouped Projects for Pavement Resurfacing and/or Pavement Rehabilitation**  
**SHOPP Roadway Preservation Program**  
 2021 FTIP **2019 FTIP Amendment #19-09**

Caltrans	Riverside	1C081	<p>New: Carryover: SHOPP Amendment #18-000 approved by CTC March 21-22, 2018. New: SHOPP Amendment #16H-019 approved by CTC October 18-19, 2017</p>	<p>On I-10 in and near Coachella, from 0.5 mile east of Coachella Canal to Hazy Gulch Bridge. Cold plane pavement and overlay with Portland Cement Concrete (PCC). Construct eastbound truck climbing lane. A one-lane temporary detour will be constructed in the median for traffic handling. PA&amp;ED is the only authorized phase - all other phases future funding in 2021/22. Also see Resolution FP-17-13 approved by CTC October 18-19, 2017 allocation of PA&amp;ED for \$7,000,000. G13 Contingency Project SHOPP Amendment #18H-000 approved by CTC March 21-22, 2018 - PS&amp;E and R/W Only.</p>	2020/21	\$ 15,900	\$ -	\$ 15,900
Caltrans	Riverside	1C083	<p>Carryover: SHOPP Amendment #18H-000 approved by CTC March 21-22, 2018. New: SHOPP Amendment #16H-019 approved by CTC October 18-19, 2017</p>	<p>On I-10 in and near Blythe, from Teed Ditch Bridge to Arizona State line. Cold plane mainline pavement and overlay with Portland Cement Concrete (PCC). The shoulders and ramps will be milled and overlaid with Hot Mix Asphalt (HMA-A). A two-lane temporary detour will be constructed in the median for traffic handling. PA&amp;ED is the only authorized phase. Also see Resolution FP-17-13 approved by CTC October 18-19, 2017 allocation of PA&amp;ED for \$9,000,000. SHOPP Amendment #18H-000 approved by CTC March 21-22, 2018: G13 Contingency Project PS&amp;E and R/W Support Only.</p>	2020/21	\$ 21,117	\$ -	\$ 21,117



**RIVLS02 Exempt Grouped Projects for Pavement Resurfacing and/or Pavement Rehabilitation**  
**SHOPP Roadway Preservation Program**  
 2021 FTIP **2019 FTIP Amendment #19-09**

Caltrans	Riverside	1F690	<p>Carryover 2018 SHOPP Amendment #18H-000 approved by CTC March 21-22, 2018. New: 2016 SHOPP Amendment 16H-000 CTC approved 3/18/16. Not on HQ SHOPP list 7/27/16. G13 Contingency Project HQ list 8/23/16.</p>	<p>On SR-79 near Temecula, from San Diego County line to Temecula city limits. Pavement rehabilitation. (PA&amp;ED, PS&amp;E &amp; R/W programmed by CTC, but not on HQ G13 list 8/23/16, have to program construction support/capital in FFY 2020/21 per HQ direction to SCAG.) PS&amp;E, R/W and Construction Support/Capital Funding Only. Financial Allocation Resolution FP-17-47 approved by CTC May 16-17, 2018 - PS&amp;E \$660K and R/W Support \$17K SB1 Funding.</p>	2020/21	\$10,129	\$ -	\$10,129
				<p>Carryover EA 1C082 from FY 19/20 to FY 20/21, \$331,473</p>				
				<b>FY 2020-2021 100% SHOPP AC funded Sub-total</b>	<b>Sub-total</b>	<del>\$ 47,146</del>	\$ -	<del>\$ 47,146</del>
						<b>\$378,619</b>		<b>\$378,619</b>
Caltrans	Riverside	1C081	<p>New: Update: SHOPP Amendment #18-000 approved by CTC March 21-22, 2018. New: SHOPP Amendment #16H-019 approved by CTC October 18-19, 2017</p>	<p>On I-10 in and near Coachella, from 0.5 mile east of Coachella Canal to Hazy Gulch Bridge. Cold plane pavement and overlay with Portland Cement Concrete (PCC). Construct eastbound truck climbing lane. A one-lane temporary detour will be constructed in the median for traffic handling. PA&amp;ED is the only authorized phase - all other phases future funding in 2021/22. Also see Resolution FP-17-13 approved by CTC October 18-19, 2017 allocation of PA&amp;ED for \$7,000,000. G13 Contingency Project SHOPP Amendment #18H-000 approved by CTC March 21-22, 2018 - Construction Only.</p>	2021/22	\$ 179,010	\$ -	\$ 179,010
Caltrans	Riverside	1H060	<p>New: SHOPP Amendment #18H-000 approved by CTC March 21-22, 2018.</p>	<p>On SR-74 in and near Hemet, from Winchester Road to Fairview Avenue: Multi-objective project to rehabilitate pavement, install fiber optic/vehicle detection stations and upgrade curb ramps to meet Americans with Disabilities Act (ADA) Standards. SHOPP Amendment #18H-000 approved by CTC March 21-22, 2018 Construction Funding Only.</p>	2021/22	\$36,649	\$	\$36,649

<b>RIVLS02 Exempt Grouped Projects for Pavement Resurfacing and/or Pavement Rehabilitation</b> <b>SHOPP Roadway Preservation Program</b> 2021 FTIP <b>2019 FTIP Amendment #19-09</b>								
Caltrans	Riverside	1C083	Carryover: SHOPP Amendment #18H-000 approved by CTC March 21-22, 2018. New: SHOPP Amendment #16H-019 approved by CTC October 18-19, 2017	On I-10 in and near Blythe, from Teed Ditch Bridge to Arizona State line. Cold plane mainline pavement and overlay with Portland Cement Concrete (PCC). The shoulders and ramps will be milled and overlaid with Hot Mix Asphalt (HMA-A). A two-lane temporary detour will be constructed in the median for traffic handling. PA&ED is the only authorized phase. Also see Resolution FP-17-13 approved by CTC October 18-19, 2017 allocation of PA&ED for \$9,000,000. SHOPP Amendment #18H-000 approved by CTC March 21-22, 2018: G13 Contingency Project R/W Capital and Construction Only.	2021/22	\$ 236,010	\$ -	\$ 236,010
				<b>FY 2021-2022 100% SHOPP AC funded Sub-total</b>	<b>Sub-total</b>	<b>\$ 451,669</b>	<b>\$ -</b>	<b>\$ 451,669</b>
<b>TOTAL</b>				<b>100% SHOPP AC funded</b>	<b>TOTAL</b>	<b>\$999,783</b>	<b>\$0</b>	<b>\$999,783</b>

2019 FTIP #19-09: EA 1C082 cost and description update; EA 1F143 cost update

David Lee, Caltrans District 8 FTIP Manager

RIVLS06 Exempt Grouped Projects for Bridge Rehabilitation and Reconstruction - SHOPP Program - 2019 FTIP Amendment #19-08									
Agency	County	District EA	Notes	Project Description	Program Year (FFY)	Federal Funds	State Funds	Total Project Cost (in \$1000's)	
Caltrans	Riverside	1E570	Carryover to 2018 SHOPP Amendment #18H-000 approved by CTC March 21-22, 2018. Update: SHOPP Amendment #16H-022 CTC approved January 31-Feb 1, 2018. Update: SHOPP Amendment 16H-009 CTC approved December 7-8, 2016 New: 2016 SHOPP Amendment #16H-000 CTC approved 3/18/16	On I-10 near Palm Springs, at Whitewater River Bridge No. 56-0004 L/R. Bridge rehabilitation and scour mitigation. PS&E, R/W and Construction Phases Only. Resolution #FP-17-61 approved by CTC June 27-28, 2018. Programmed \$1,645,000 and Allocation \$1,916,000 PS&E SB1.  100% Prior	2018/19	\$ 16,372	\$ -	\$ 16,372	
Caltrans	Riverside	1G470	New: SHOPP Amendment #18H-000 approved by CTC March 21-22, 2018.	On SR-74 near Lake Elsinore, at Morrill Canyon Bridge No. 56-0169; also near Hemet, at Strawberry Creek Bridge No. 56-0180 (PM 53.4/54.7). Replace structures/upgrade rails. SHOPP Amendment 318H-000 approved by CTC PA&ED and R/W Capital Funding Only. Resolution FP-17-47 approved by CTC March 21-22, 2018 authorized PA&ED only \$1.690M.	2018/19	\$ 2,343	\$ -	\$ 2,343	
Caltrans	Riverside	1F410	<del>Carryover to 2018 SHOPP Amendment #18H-000 approved by CTC March 21-22, 2018. Update: SHOPP Amendment #16H-022 CTC approved January 31-Feb 1, 2018. New: 2016 SHOPP Amendment #16H-000 CTC approved 3/18/16</del>	<del>On I-10 near Desert Center, at Palen Ditch Bridge No. 56-0040 R/L. Bridge-rail replacement. Construction Support/Capital and R/W Capital Only.</del>	2018/19	\$ 3,423	\$ -	\$ 3,423	
Caltrans	Riverside	1H200	New: SHOPP Amendment #18H-000 approved by CTC March 21-22, 2018.	I-10 near Desert Center, from Krume Ditch to Wide Ditch. Replace existing Rock Slope Protection (RSP) to prevent further scour damage and preserve the integrity of twenty-four bridges. PA&ED and R/W Capital Funding Only. Resolution FP-17-47 approved by CTC March 21-22, 2018 authorized PA&ED only \$967K.	2018/19	\$ 1,157	\$ -	\$ 1,157	
Caltrans	Riverside	1H210	New: SHOPP Amendment #18H-000 approved by CTC March 21-22, 2018.	<del>I-10 near Blythe, from Rubble Ditch to Palowalla Ditch. Replace existing Rock Slope Protection (RSP) to prevent further scour damage and preserve the structural integrity of eighteen bridges. SHOPP Amendment #18H-000 approved by CTC March 21-22, 2018 PA&amp;ED and R/W Capital Funding Only. Resolution FP-17-47 approved by CTC March 21-22, 2018 authorized PA&amp;ED only \$938K.</del>	2018/19	\$ 1,069	\$ -	\$ 1,069	

RIVLS06 Exempt Grouped Projects for Bridge Rehabilitation and Reconstruction - SHOPP Program - 2019 FTIP Amendment #19-08									
Agency	County	District EA	Notes	Project Description	Program Year (FFY)	Federal Funds	State Funds	Total Project Cost (in \$1000's)	
Caltrans	Riverside	1C680	Update: SHOPP Amendment #18-006 CTC 10/17/18. Update: 2018 SHOPP Amendment #18H-002, Resolution G-18-28 Amending Res G-18-13 approved by CTC May 16-17, 2018. Carryover to 2018 SHOPP Amendment #18H-000 approved by CTC March 21-22, 2018. Update: SHOPP Amendment #16H-022 approved by CTC January 31-Feb. 1, 2018. New: 2016 SHOPP Amendment #16H-000 CTC approved	In and near the cities of Lake Elsinore, Perris, Menifee and Hemet, at Leach Canyon Channel Bridge No. 56-0750 and Blue Ridge Wash Bridge No. 56-0257; also on Routes 79 and 371, at Arroyo Seco Bridge No. 56-0189, and Cahuilla Bridge No. 56-0490. Bridge rail replacement, replace one bridges, and extend one culvert. PA&ED \$505K in prior year; PS&E & R/W supp in 18/19; Con Supp, R/W, & Con in 19/20	2018/19	\$ 2,780	\$ -	\$ 2,780	
Caltrans	Riverside	1H190	<del>New: SHOPP Amendment #18H-000 approved by CTC March 21-22, 2018.</del>	<del>I-10 near Desert Center, from Coxcomb Ditch to Copa Ditch. Replace existing Rock Slope Protection (RSP) to prevent further scour damage and preserve the structural integrity of sixteen bridges. SHOPP Amendment #18H-000 approved by CTC March 21-22, 2018 PA&amp;ED and R/W Capital Funding Only. Resolution FP-17-47 approved by CTC March 21-22, 2018, authorized PA&amp;ED only \$825K.</del>	2018/19	\$ 965	\$ -	\$ 965	
Caltrans	Riverside	1E720	Carryover to 2018 SHOPP Amendment #18H-000 approved by CTC March 21-22, 2018. Update: SHOPP Amendment #16H-014 approved by CTC June 28-29, 2017. New: 2016 SHOPP Amendment #16H-000 CTC approved 3/18/16	On I-10 in Riverside County, on Routes 10 and 91, at various locations; also in San Bernardino County, on Routes 10 and 15, at various locations. Repair bridge deck. Construction Support/Capital and R/W Capital Only.	2018/19	\$ 2,162	\$ -	\$ 2,162	
				<b>FY 2018-2019 100% SHOPP AC funded Sub-total</b>	<b>Sub-total</b>	<b>\$ 25,883</b>	<b>\$ -</b>	<b>\$ 25,883</b>	

100% Prior

RIVLS06 Exempt Grouped Projects for Bridge Rehabilitation and Reconstruction - SHOPP Program - 2021 FTIP <del>2019 FTIP Amendment #19-08</del>								
Agency	County	District EA	Notes	Project Description	Program Year (FFY)	Federal Funds	State Funds	Total Project Cost (in \$1000's)
Caltrans	Riverside	1C680	Update: SHOPP Amendment #18-006 CTC 10/17/18. Update: 2018 SHOPP Amendment #18H-002, Resolution G-18-28 Amending Res G-18-13 approved by CTC May 16-17, 2018. Carryover to 2018 SHOPP Amendment #18H-000 approved by CTC March 21-22, 2018. Update: SHOPP Amendment #16H-022 approved by CTC January 31-Feb. 1, 2018. New: 2016 SHOPP Amendment #16H-000 CTC approved 3/18/16.	In and near the cities of Lake Elsinore, Perris, Menifee and Hemet, at Leach Canyon Channel Bridge No. 56-0750 and Blue Ridge Wash Bridge No. 56-0257; also on Routes 79 and 371, at Arroyo Seco Bridge No. 56-0189, and Cahuilla Bridge No. 56-0490. Bridge rail replacement, replace one bridges, and extend one culvert. PA&ED \$505K in prior year; PS&E & R/W supp in 18/19; Con Supp, R/W, & Con in 19/20	2019/20	\$ 9,595	\$ -	\$ 9,595
				<b>FY 2019-2020 100% SHOPP AC funded Sub-total</b>	<b>Sub-total</b>	\$ 9,595	\$ -	\$ 9,595
Caltrans	Riverside	1H190	<del>New: SHOPP Amendment #18H-000 approved by CTC March 21-22, 2018.</del>	<del>I-10 near Desert Center, from Coxcomb Ditch to Copa Ditch. Replace existing Rock Slope Protection (RSP) to prevent further scour damage and preserve the structural integrity of sixteen bridges. SHOPP Amendment #18H-000 approved by CTC March 21-22, 2018 PS&amp;E and R/W Support Funding Only.</del>	2020/21	\$ 1,499	\$ -	\$ 1,499
Caltrans	Riverside	1H210	<del>New: SHOPP Amendment #18H-000 approved by CTC March 21-22, 2018.</del>	<del>I-10 near Blythe, from Rubble Ditch to Palowalla Ditch. Replace existing Rock Slope Protection (RSP) to prevent further scour damage and preserve the structural integrity of eighteen bridges. SHOPP Amendment #18H-000 approved by CTC March 21-22, 2018 PS&amp;E and R/W Support Funding Only.</del>	2020/21	\$ 1,723	\$ -	\$ 1,723
Caltrans	Riverside	1G470	New: SHOPP Amendment #18H-000 approved by CTC March 21-22, 2018.	On SR-74 near Lake Elsinore, at Morrill Canyon Bridge No. 56-0169; also near Hemet, at Strawberry Creek Bridge No. 56-0180 (PM 53.4/54.7). Replace structures/upgrade rails. SHOPP Amendment #18H-000 approved by CTC PS&E and R/W Support Funding Only.	2020/21	\$1,445	\$ -	\$ 1,445


**RIVLS06 Exempt Grouped Projects for Bridge Rehabilitation and Reconstruction - SHOPP Program -**  
**2021 ~~2019~~ FTIP Amendment #19-08**

Agency	County	District EA	Notes	Project Description	Program Year (FFY)	Federal Funds	State Funds	Total Project Cost (in \$1000's)
Caltrans	Riverside	1H200	New: SHOPP Amendment #18H-000 approved by CTC March 21-22, 2018.	I-10 near Desert Center, from Krume Ditch to Wide Ditch. Replace existing Rock Slope Protection (RSP) to prevent further scour damage and preserve the integrity of twenty-four bridges. PS&E and R/W Support Funding Only.	2020/21	\$ 1,491	\$ -	\$ 1,491
				<b>FY 2020-2021 100% SHOPP AC funded Sub-total</b>	Sub-total	\$ 2,936	\$ -	\$ 2,936
Caltrans	Riverside	1H190	New: SHOPP Amendment #18H-000 approved by CTC March 21-22, 2018.	<del>I-10 near Desert Center, from Coxcomb Ditch to Copa Ditch. Replace existing Rock Slope Protection (RSP) to prevent further scour damage and preserve the structural integrity of sixteen bridges. SHOPP Amendment #18H-000 approved by CTC March 21-22, 2018 Construction Funding Only.</del>	2021/22	\$ 9,692	\$ -	\$ 9,692
Caltrans	Riverside	1H210	New: SHOPP Amendment #18H-000 approved by CTC March 21-22, 2018.	<del>I-10 near Blythe, from Rubble Ditch to Palowalla Ditch. Replace existing Rock Slope Protection (RSP) to prevent further scour damage and preserve the structural integrity of eighteen bridges. SHOPP Amendment #18H-000 approved by CTC March 21-22, 2018 Construction Funding Only.</del>	2021/22	\$ 11,564	\$ -	\$ 11,564
Caltrans	Riverside	1G470	New: SHOPP Amendment #18H-000 approved by CTC March 21-22, 2018.	On SR-74 near Lake Elsinore, at Morrill Canyon Bridge No. 56-0169; also near Hemet, at Strawberry Creek Bridge No. 56-0180 (PM 53.4/54.7). Replace structures/upgrade rails. SHOPP Amendment #18H-000 approved by CTC Construction Funding Only.	2021/22	\$9,214	\$ -	\$ 9,214
Caltrans	Riverside	1H200	New: SHOPP Amendment #18H-000 approved by CTC March 21-22, 2018.	I-10 near Desert Center, from Krume Ditch to Wide Ditch. Replace existing Rock Slope Protection (RSP) to prevent further scour damage and preserve the integrity of twenty-four bridges. Construction Funding Only.	2021/22	\$ 14,088	\$ -	\$ 14,088
				<b>FY 2021-2022 100% SHOPP AC funded Sub-total</b>	Sub-total	\$ 23,302	\$ -	\$ 23,302
<b>TOTAL</b>				<b>100% SHOPP AC funded</b>	<b>TOTAL</b>	<b>\$ 61,716</b>	<b>\$ -</b>	<b>\$ 61,716</b>
2019 FTIP #19-03: Delete 1H190, 1F410, 1H210								
Anthony Liao, Caltrans District 8 Interim FTIP Manager								

**RIVLS09 Exempt Grouped Projects for Safety Improvements - SHOPP Mandates Program - 2019 FTIP Amendment Modification #19-09**

Agency	County	District EA	Notes	Project Description	Program Year (FFY)	Federal Funds	State Funds	Total Project Cost (in \$1000's)
Caltrans	Riverside	1C660	Carryover 2018 SHOPP Amendment #18H-000 approved by CTC March 21-22, 2018. New: 2016 SHOPP Amendment #16H-000 CTC approved 3/18/16	On I-215 in Murrieta and Menifee, from Route 215 to north of Scott Road. Stabilize slopes to decrease sediment transport. PS&E and R/W Support Funding Only.	2018/19	\$ 1,815	\$ -	\$ 1,815
Caltrans	Riverside	1H910	Update: SHOPP Amendment #18H-000 approved by CTC March 21-22, 2018. New: 2016 SHOPP Amendment #16H-023 CTC approved March 21-22, 2018	SR-74 near Mountain Center, from east of Black Burn Road to east of McCall Park Road. Permanent restoration of storm damage culverts and eroded roadway embankment slope. (Financial Allocation Resolution FP-17-38 authorized PA&ED only approved by CTC March 21-22, 2018. SHOPP Amendment #18H-000 approved by CTC March 21-22, 2018 PS&E and R/W Support Funding Only.	2018/19	\$ 1,648	\$ \$	\$ 1,648

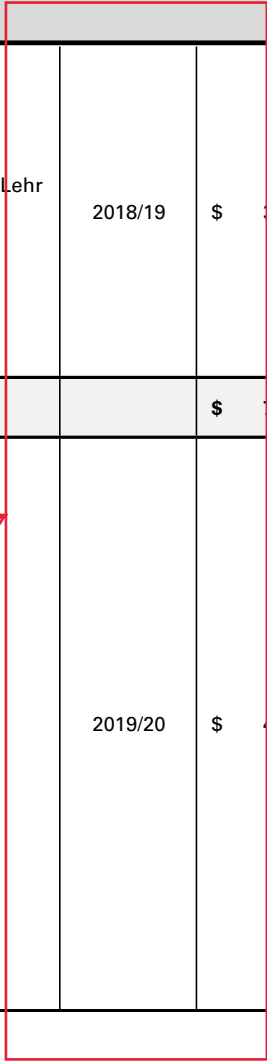
100% Prior



**RIVLS09 Exempt Grouped Projects for Safety Improvements - SHOPP Mandates Program - 2019 FTIP Amendment Modification #19-09**

Caltrans	Riverside	1C590	Carryover 2018 SHOPP Amendment #18H-000 approved by CTC March 21-22, 2018. New: 2016 SHOPP Amendment #16H-000 CTC approved 3/18/16	On SR-74 in and near Lake Elsinore, from 1.7 miles east of El Cariso Road to Lehr Drive. Stabilize slopes to decrease sediment transport. PS&E, R/W and Construction Capital/Support Funding Only.	2018/19	\$ 3,895	\$ -	\$ 3,895
<b>FY 2018-2019 100% SHOPP AC funded Sub-total</b>						<b>\$ 7,358</b>	<b>\$ -</b>	<b>\$ 7,358</b>
Caltrans	Riverside	1F590	Carryover 2018 SHOPP Amendment #18H-000 approved by CTC March 21-22, 2018. Update: 2016 SHOPP Amendment #16H-022 approved by CTC January 31-Feb. 1, 2018. New: 2016 SHOPP Amendment #16H-000 CTC approved 3/18/16. Update per HQ SHOPP list 7/27/16 G-12	On SR-74 in Hemet, from Warren Avenue to Soboba Street. Construct and upgrade pedestrian facilities to current Americans with Disability Act (ADA) standards. Construction Support/Capital and R/W Capital Funding Only.	2019/20	\$ 4,103	\$ -	\$ 4,103

100% Prior






**RIVLS09 Exempt Grouped Projects for Safety Improvements - SHOPP Mandates Program - 2019 FTIP Amendment Modification #19-09**

Caltrans	Riverside	1F600	<p>Carryover 2018 SHOPP Amendment #18H-000 approved by CTC March 21-22, 2018. New: 2016 SHOPP Amendment #16H-000 CTC approved 3/18/16</p>	<p>On SR-79 in Hemet, from East Florida Avenue to East Menio Avenue. Construct and upgrade pedestrian facilities to current Americans with Disability Act (ADA) Standards. Construction Support/Capital and R/W Capital Funding Only.</p>		2019/20	\$ 3,193	\$ -	\$ 3,193
Caltrans	Riverside	1C660	<p>Carryover 2018 SHOPP Amendment #18H-000 approved by CTC March 21-22, 2018. New: 2016 SHOPP Amendment #16H-000 CTC approved 3/18/16</p>	<p>On I-215 in Murrieta and Menifee, from Route 215 to north of Scott Road. Stabilize slopes to decrease sediment transport. Construction Support/Capital and R/W Capital Funding Only.</p>		2019/20	\$ 8,299	\$ -	\$ 8,299

100% Prior





RIVLS09 Exempt Grouped Projects for Safety Improvements - SHOPP Mandates Program - <del>2019 FTIP Amendment</del> 2021 FTIP <del>Modification #19-09</del>								
Caltrans	Riverside	0R302	2018 SHOPP Amendment #18H-010 for CTC June 26-27 approval	On SR-111. In Palm Springs from Gateway Drive to Golf Club Drive. Reconstruct sidewalks and construct curb ramps. Construction Support/Capital and R/W Capital Funding Only.	2021/22	\$ 10,015	\$ -	\$ 10,015
				FY 2021-2022 100% SHOPP AC funded Sub-total		\$ 10,015	\$ -	\$ 10,015
<b>TOTAL</b>				<b>100% SHOPP AC funded</b>	<b>TOTAL</b>	<b>\$38,629</b>	<b>\$ -</b>	<b>\$ 38,629</b>
2019 FTIP #19-09: EA 0R302 cost update and delayed to 21/22FY								
David Lee, Caltrans District 8 FTIP Manager								

RIVLS12 Exempt Grouped Projects for Emergency Repair-SHOPP Emergency Response Program 2021 FTIP Amendment #21-00								
Agency	County	District EA	Notes	Project Description	Program Year (FFY)	Federal Funds	State Funds	Total Project Cost (in \$1000's)
Caltrans	Riverside	1J020	New: 2018 SHOPP Amendment #18H-001 approved by CTC May 16-17, 2018	On SR-74 near Hemet, from 0.7 mile east to 1.1 miles east of Blackburn Road. Permanent restoration of slope erosion and drainage systems. PA&ED Funding Only. Financial Allocation Resolution FP-17-48 approved by CTC May 16-17, 2018 PA&ED \$983K.	2018/19	\$983	\$0	\$ 983
Caltrans	Riverside	1G000	Carryover 2018 SHOPP Amendment #18H-000 approved by CTC March 21-22, 2018. New: SHOPP Amendment #18H-002 approved by CTC June 29-30, 2016	US-95 near Blythe, from north of Palo Verde Dam Road to the San Bernardino County line. Restore storm eroded embankments with rock slope protection and replace culverts. A previous Emergency Opening EA 08-1F800 repaired roadway. PS&E and R/W Support Funding Only.	2018/19	\$ 964	\$0	\$ 964
Caltrans	Riverside	1K260	New: 2018 SHOPP Amendment #18H-005 approved by CTC 10/17/18	On SR-74, Near Mountain Center, from 0.5 mile west of Strawberry Creek bridge to 0.1 mile west of Antsell Rock Creek bridge; also on Route 243 from Route 74 to Alpine Lane (PM 0.0/6.5). Repair fire damaged slopes, fence, pavement, drainage systems, remove debris and trees.	2018/19	\$ 6,535	\$0	\$ 6,535

RIVLS12 Exempt Grouped Projects for Emergency Repair-SHOPP Emergency Response Program 2021 FTIP Amendment #21-00								
Agency	County	District EA	Notes	Project Description	Program Year (FFY)	Federal Funds	State Funds	Total Project Cost (in \$1000's)
Caltrans	Riverside	1K270	New: 2018 SHOPP Amendment #18H-005 approved by CTC 10/17/18	On I-10, Near Desert Center, at the Desert Center Maintenance Station. Abandon existing water well and drill new well.	2018/19	\$ 1,270	\$0	\$ 1,270
Caltrans	Riverside	1K290	New: 2018 SHOPP Amendment #18H-006 approved by CTC 12/05/18	On SR-74, In Hemet, at Warren Road. Remove and replace failed culverts.	2018/19	\$ 970	\$0	\$ 970
Caltrans	Riverside	1K300	New: 2018 SHOPP Amendment #18H-006 approved by CTC 12/05/18	On SR-74, Near Hemet, from Blackburn Road to Thomas Mountain Road; also on Route 243 from Route 74 to Marian View Drive (PM 0.0/3.5). Fire damage repairs; drainage/slope repair, rock scaling, erosion control, fencing, guardrail and sign replacement, remove trees and debris.	2018/19	\$ 29,650	\$0	\$ 29,650
Caltrans	Riverside	1K570	New: 2018 SHOPP Amendment #18H-010 for CTC June 26-27 approval	On SR-60. Near Riverside, from Rubidoux Boulevard to Santa Ana River Bridge (PM 9.6/10.6) Roadway washout and slope repair.	2018/19	\$ 630	\$0	\$ 630

**RIVLS12 Exempt Grouped Projects for Emergency Repair-SHOPP Emergency Response Program  
2021 FTIP Amendment #21-00**

<b>Agency</b>	<b>County</b>	<b>District EA</b>	<b>Notes</b>	<b>Project Description</b>	<b>Program Year (FFY)</b>	<b>Federal Funds</b>	<b>State Funds</b>	<b>Total Project Cost (in \$1000's)</b>
Caltrans	Riverside	1K530	New: 2018 SHOPP Amendment #18H-010 for CTC June 26-27 approval	On SR-111. Near Palm Springs, from 0.5 mile north of Gateway Drive to Route 10 (PM R63.378); also on Route 60 from 0.4 mile west of Redlands Boulevard to Jack Rabbit Trail (PM 20.0/28.0). Repair roadway washouts, damaged pavement, embankment, guardrail, and culverts.	2018/19	\$ 4,760	\$0	\$ 4,760
Caltrans	Riverside	1K520	New: 2018 SHOPP Amendment #18H-010 for CTC June 26-27 approval	On SR-243. Near Banning, from Route 74 to 0.3 mile south of Wesley Street; also on Route 74 from Willowbrook Road to 0.1 mile east of Devils Ladder Road (PM R47.0/70.0). Repair roadway washouts, damaged pavement, embankment, guardrail, and culverts.	2018/19	\$ 9,760	\$0	\$ 9,760
Caltrans	Riverside	1K820	New: 2018 SHOPP Amendment #18H-011 approved by CTC August 14-15, 2019.	On SR-74 in and near Lake Elsinore, from El Cariso Camp Ground Road to Grand Avenue. Stabilize cut slope and remove slide debris.	2018/19	\$ 15,630	\$0	\$ 15,630
				<b>FY 2018-2019 100% SHOPP AC funded Total</b>	<b>Subtotal</b>	<b>\$71,152</b>	<b>\$0</b>	<b>\$ 71,152</b>

RIVLS12 Exempt Grouped Projects for Emergency Repair-SHOPP Emergency Response Program 2021 FTIP Amendment #21-00								
Agency	County	District EA	Notes	Project Description	Program Year (FFY)	Federal Funds	State Funds	Total Project Cost (in \$1000's)
Caltrans	Riverside	1J020	New: 2018 SHOPP Amendment #18H-001 approved by CTC May 16-17, 2018	On SR-74 near Hemet, from 0.7 mile east to 1.1 miles east of Blackburn Road. Permanent restoration of slope erosion and drainage systems. PS&E, R/W Support Funding Only.	2019/20	\$1,451	\$0	\$ 1,451
Caltrans	Riverside	1G000	Carryover 2018 SHOPP Amendment #18H-000 approved by CTC March 21-22, 2018. New: SHOPP Amendment 16H-002 approved by CTC June 29-30, 2016	US-95 near Blythe, from north of Palo Verde Dam Road to the San Bernardino County line. Restore storm eroded embankments with rock slope protection and replace culverts. A previous Emergency Opening EA 08-1F800 repaired roadway. Construction Support/Capital and R/W Capital Funding Only.	2019/20	\$ 11,232	\$0	\$ 11,232

RIVLS12 Exempt Grouped Projects for Emergency Repair-SHOPP Emergency Response Program 2021 FTIP Amendment #21-00								
Agency	County	District EA	Notes	Project Description	Program Year (FFY)	Federal Funds	State Funds	Total Project Cost (in \$1000's)
Caltrans	Riverside	1L300	New: 2018 SHOPP Amendment #18H-013 approved by CTC December 4-5, 2019.	Near Desert Center, at the Desert Center Maintenance Station. Replace water treatment system.	2019/20	\$ 2,600	\$0	\$ 2,600
				<b>FY 2019-2020 100% SHOPP AC funded Total</b>	<b>Subtotal</b>	<b>\$15,283</b>	<b>\$0</b>	<b>\$ 15,283</b>
Caltrans	Riverside	1J020	New: 2018 SHOPP Amendment #18H-001 approved by CTC May 16-17, 2018	On SR-74 near Hemet, from 0.7 mile east to 1.1 miles east of Blackburn Road. Permanent restoration of slope erosion and drainage systems. Construction Support/Capital and R/W Capital Funding Only.	2020/21	\$4,352	\$0	\$ 4,352
				<b>FY 2020-2021 100% SHOPP AC funded Total</b>	<b>Subtotal</b>	<b>\$ 4,352</b>	<b>\$0</b>	<b>\$ 4,352</b>
<b>TOTAL</b>				<b>100% SHOPP AC funded</b>	<b>TOTAL</b>	<b>\$90,787</b>	<b>\$0</b>	<b>\$ 90,787</b>



**SAN BERNARDINO**  
**COUNTY**

THIS PAGE INTENTIONALLY LEFT BLANK.



2021 FTIP

Summary of Line Items

FTIP ID	Total Project Cost	Awarded Funds					City					
		ATP					City					
		FY	ENG	ROW	CON	Total	FY	ENG	ROW	CON	Total	
20151502 Cycle 2 State SRTS	11,508	Prior	865	86	4,947	5,898	Prior	-	-	1,065	1,065	
		20/21	-	-	3,636	3,636	20/21	-	-	909	909	
		21/22	-	-	-	-	21/22	-	-	-	-	
		22/23	-	-	-	-	22/23	-	-	-	-	
		23/24	-	-	-	-	23/24	-	-	-	-	
		Future	-	-	-	-	Future	-	-	-	-	
		<b>Total</b>		865	86	8,583	9,534	<b>Total</b>	-	-	1,974	1,974

Line Item Projects

No.	Sub Proj ID	Project Description	Total Project Cost	ATP					City					
				FY	ENG	ROW	CON	Total	FY	ENG	ROW	CON	Total	
1		Hesperia (State-SRTS) Willow Street Share Use Paseo	1,885	Prior	258	-	942	1,200	Prior	-	-	685	685	
				20/21	-	-	-	-	20/21	-	-	-	-	
				21/22	-	-	-	-	21/22	-	-	-	-	
				22/23	-	-	-	-	22/23	-	-	-	-	
				23/24	-	-	-	-	23/24	-	-	-	-	
				Future	-	-	-	-	Future	-	-	-	-	
				<b>Total</b>		258	-	942	1,200	<b>Total</b>	-	-	685	685
				2		Highland (State-SRTS) Regional Connector Project	4,545	Prior	-	-	-	-	Prior	-
20/21	-	-	3,636					3,636	20/21	-	-	909	909	
21/22	-	-	-					-	21/22	-	-	-	-	
22/23	-	-	-					-	22/23	-	-	-	-	
23/24	-	-	-					-	23/24	-	-	-	-	
Future	-	-	-					-	Future	-	-	-	-	
<b>Total</b>		-	-					3,636	3,636	<b>Total</b>	-	-	909	909
3		Big Bear Lake (State-SRTS) Big Bear Blvd. Pedestrian and Bicycle Mobility Project	1,899					Prior	164	26	1,329	1,519	Prior	-
				20/21	-	-	-	-	20/21	-	-	-	-	
				21/22	-	-	-	-	21/22	-	-	-	-	
				22/23	-	-	-	-	22/23	-	-	-	-	
				23/24	-	-	-	-	23/24	-	-	-	-	
				Future	-	-	-	-	Future	-	-	-	-	
				<b>Total</b>		164	26	1,329	1,519	<b>Total</b>	-	-	380	380

Line Item Projects

No.	Sub Proj ID	Project Description	Total Project Cost	ATP					City				
				FY	ENG	ROW	CON	Total	FY	ENG	ROW	CON	Total
4		San Bernardino (State-SRTS) Sidewalk Gap Closure SRTS Project	2,153	Prior	358	60	1,735	2,153	Prior	-	-	-	-
				20/21	-	-	-	-	20/21	-	-	-	-
				21/22	-	-	-	-	21/22	-	-	-	-
				22/23	-	-	-	-	22/23	-	-	-	-
				23/24	-	-	-	-	23/24	-	-	-	-
				Future	-	-	-	-	Future	-	-	-	-
				Total	358	60	1,735	2,153	Total	-	-	-	-
				Total	358	60	1,735	2,153	Total	-	-	-	-
5		Town of Yucca Valley (State-SRTS) Yucca Valley Elementary School Sidewalks  (PROJECT FULLY ALLOCATED)	1,026	Prior	85	-	941	1,026	Prior	-	-	-	-
				20/21	-	-	-	-	20/21	-	-	-	-
				21/22	-	-	-	-	21/22	-	-	-	-
				22/23	-	-	-	-	22/23	-	-	-	-
				23/24	-	-	-	-	23/24	-	-	-	-
				Future	-	-	-	-	Future	-	-	-	-
				Total	85	-	941	1,026	Total	-	-	-	-
				Total	85	-	941	1,026	Total	-	-	-	-



2021 FTIP

Summary of Line Items

FTIP ID	Total Project Cost	Awarded Funds														
		ATP					ATP - MPO					CITY				
		FY	ENG	ROW	CON	Total	FY	ENG	ROW	CON	Total	FY	ENG	ROW	CON	Total
20171402	23,006	Prior	636	233	5,817	6,686	Prior	67	978	1,662	2,707	Prior	116	213	1,990	2,319
		20/21	-	-	1,560	1,560	20/21	-	-	7,461	7,461	20/21	-	-	2,273	2,273
		21/22	-	-	-	-	21/22	-	-	-	-	21/22	-	-	-	-
		22/23	-	-	-	-	22/23	-	-	-	-	22/23	-	-	-	-
		23/24	-	-	-	-	23/24	-	-	-	-	23/24	-	-	-	-
		Future	-	-	-	-	Future	-	-	-	-	Future	-	-	-	-
		<b>Total</b>	<b>636</b>	<b>233</b>	<b>7,377</b>	<b>8,246</b>	<b>Total</b>	<b>67</b>	<b>978</b>	<b>9,123</b>	<b>10,168</b>	<b>Total</b>	<b>116</b>	<b>213</b>	<b>4,263</b>	<b>4,592</b>

Line Item Projects

No.	Sub Proj ID	Project Description	Total Project Cost	Awarded Funds															
				ATP					ATP - MPO					CITY					
FY	ENG	ROW	CON	Total	FY	ENG	ROW	CON	Total	FY	ENG	ROW	CON	Total					
1	8-Highland-1	City Creek/Alabama Street Bikeways	3,965	Prior	-	-	-	-	Prior	-	817	-	-	817	Prior	-	205	-	205
				20/21	-	-	-	-	20/21	-	-	2,354	2,354	20/21	-	-	589	589	
				21/22	-	-	-	-	21/22	-	-	-	-	21/22	-	-	-	-	
				22/23	-	-	-	-	22/23	-	-	-	-	22/23	-	-	-	-	
				23/24	-	-	-	-	23/24	-	-	-	-	23/24	-	-	-	-	
				Future	-	-	-	-	Future	-	-	-	-	Future	-	-	-	-	
				<b>Total</b>	<b>-</b>	<b>-</b>	<b>-</b>	<b>-</b>	<b>Total</b>	<b>-</b>	<b>817</b>	<b>2,354</b>	<b>3,171</b>	<b>Total</b>	<b>-</b>	<b>205</b>	<b>589</b>	<b>794</b>	
2	8-Yucca Valley-2	Onaga Trail Pedestrian Improvements	971	Prior	-	-	-	-	Prior	52	-	-	52	Prior	13	-	-	13	
				20/21	-	-	-	-	20/21	-	-	724	724	20/21	-	-	182	182	
				21/22	-	-	-	-	21/22	-	-	-	-	21/22	-	-	-	-	
				22/23	-	-	-	-	22/23	-	-	-	-	22/23	-	-	-	-	
				23/24	-	-	-	-	23/24	-	-	-	-	23/24	-	-	-	-	
				Future	-	-	-	-	Future	-	-	-	-	Future	-	-	-	-	
				<b>Total</b>	<b>-</b>	<b>-</b>	<b>-</b>	<b>-</b>	<b>Total</b>	<b>52</b>	<b>-</b>	<b>724</b>	<b>776</b>	<b>Total</b>	<b>13</b>	<b>-</b>	<b>182</b>	<b>195</b>	
3	8-Redlands-1	East Valley Corridor Bike Route Interconnect Project	2,640	Prior	-	-	-	-	Prior	-	-	-	-	Prior	-	-	-	-	
				20/21	-	-	-	-	20/21	-	-	2,112	2,112	20/21	-	-	528	528	
				21/22	-	-	-	-	21/22	-	-	-	-	21/22	-	-	-	-	
				22/23	-	-	-	-	22/23	-	-	-	-	22/23	-	-	-	-	
				23/24	-	-	-	-	23/24	-	-	-	-	23/24	-	-	-	-	
				Future	-	-	-	-	Future	-	-	-	-	Future	-	-	-	-	
				<b>Total</b>	<b>-</b>	<b>-</b>	<b>-</b>	<b>-</b>	<b>Total</b>	<b>-</b>	<b>-</b>	<b>2,112</b>	<b>2,112</b>	<b>Total</b>	<b>-</b>	<b>-</b>	<b>528</b>	<b>528</b>	
4	8-Yucaipa-1	Safe Routes to Dunlap Elementary School	532	Prior	-	-	-	-	Prior	-	-	402	402	Prior	-	-	130	130	
				20/21	-	-	-	-	20/21	-	-	-	-	20/21	-	-	-	-	
				21/22	-	-	-	-	21/22	-	-	-	-	21/22	-	-	-	-	
				22/23	-	-	-	-	22/23	-	-	-	-	22/23	-	-	-	-	
				23/24	-	-	-	-	23/24	-	-	-	-	23/24	-	-	-	-	
				Future	-	-	-	-	Future	-	-	-	-	Future	-	-	-	-	
				<b>Total</b>	<b>-</b>	<b>-</b>	<b>-</b>	<b>-</b>	<b>Total</b>	<b>-</b>	<b>-</b>	<b>402</b>	<b>402</b>	<b>Total</b>	<b>-</b>	<b>-</b>	<b>130</b>	<b>130</b>	
5	8-Rialto-2	Cactus Ave Multi-use Path	1,774	Prior	-	-	-	-	Prior	-	-	1,260	1,260	Prior	-	-	514	514	
				20/21	-	-	-	-	20/21	-	-	-	-	20/21	-	-	-	-	
				21/22	-	-	-	-	21/22	-	-	-	-	21/22	-	-	-	-	
				22/23	-	-	-	-	22/23	-	-	-	-	22/23	-	-	-	-	
				23/24	-	-	-	-	23/24	-	-	-	-	23/24	-	-	-	-	
				Future	-	-	-	-	Future	-	-	-	-	Future	-	-	-	-	
				<b>Total</b>	<b>-</b>	<b>-</b>	<b>-</b>	<b>-</b>	<b>Total</b>	<b>-</b>	<b>-</b>	<b>1,260</b>	<b>1,260</b>	<b>Total</b>	<b>-</b>	<b>-</b>	<b>514</b>	<b>514</b>	

Line Item Projects

No.	Sub Proj ID	Project Description	Total Project Cost	ATP					ATP - MPO					CITY				
				FY	ENG	ROW	CON	Total	FY	ENG	ROW	CON	Total	FY	ENG	ROW	CON	Total
6	8-San Bernardino County-3	Sunburst Ave Class II Bike Lanes, Joshua Tree	1,118	FY	ENG	ROW	CON	Total	FY	ENG	ROW	CON	Total	FY	ENG	ROW	CON	Total
				Prior	-	-	-	-	Prior	15	161	-	176	Prior	-	-	-	-
				20/21	-	-	-	-	20/21	-	-	942	942	20/21	-	-	-	-
				21/22	-	-	-	-	21/22	-	-	-	-	21/22	-	-	-	-
				22/23	-	-	-	-	22/23	-	-	-	-	22/23	-	-	-	-
				23/24	-	-	-	-	23/24	-	-	-	-	23/24	-	-	-	-
				Future Total	-	-	-	-	Future Total	-	-	-	-	Future Total	-	-	-	-
Total	-	-	-	-	Total	15	161	942	1,118	Total	-	-	-	-				
7	8-Victorville-1	City of Victorville - Arrowhead Drive/Seventh Ave Complete Streets	2,303	FY	ENG	ROW	CON	Total	FY	ENG	ROW	CON	Total	FY	ENG	ROW	CON	Total
				Prior	-	-	-	-	Prior	-	-	-	-	Prior	-	-	-	-
				20/21	-	-	-	-	20/21	-	-	1,329	1,329	20/21	-	-	974	974
				21/22	-	-	-	-	21/22	-	-	-	-	21/22	-	-	-	-
				22/23	-	-	-	-	22/23	-	-	-	-	22/23	-	-	-	-
				23/24	-	-	-	-	23/24	-	-	-	-	23/24	-	-	-	-
				Future Total	-	-	-	-	Future Total	-	-	-	-	Future Total	-	-	-	-
Total	-	-	-	-	Total	-	-	1,329	1,329	Total	-	-	974	974				
8	8-Big Bear Lake-1	Alpine Pedal Path Rathburn Creek Extension	986	FY	ENG	ROW	CON	Total	FY	ENG	ROW	CON	Total	FY	ENG	ROW	CON	Total
				Prior	-	-	788	788	Prior	-	-	-	-	Prior	-	-	198	198
				20/21	-	-	-	-	20/21	-	-	-	-	20/21	-	-	-	-
				21/22	-	-	-	-	21/22	-	-	-	-	21/22	-	-	-	-
				22/23	-	-	-	-	22/23	-	-	-	-	22/23	-	-	-	-
				23/24	-	-	-	-	23/24	-	-	-	-	23/24	-	-	-	-
				Future Total	-	-	-	-	Future Total	-	-	-	-	Future Total	-	-	-	-
Total	-	-	788	788	Total	-	-	-	-	Total	-	-	198	198				
9	8-Ontario-1	Sultana Elementary and De Anza Middle School Pedestrian Improvements	1,506	FY	ENG	ROW	CON	Total	FY	ENG	ROW	CON	Total	FY	ENG	ROW	CON	Total
				Prior	136	42	1,100	1,278	Prior	-	-	-	-	Prior	24	8	196	228
				20/21	-	-	-	-	20/21	-	-	-	-	20/21	-	-	-	-
				21/22	-	-	-	-	21/22	-	-	-	-	21/22	-	-	-	-
				22/23	-	-	-	-	22/23	-	-	-	-	22/23	-	-	-	-
				23/24	-	-	-	-	23/24	-	-	-	-	23/24	-	-	-	-
				Future Total	-	-	-	-	Future Total	-	-	-	-	Future Total	-	-	-	-
Total	136	42	1,100	1,278	Total	-	-	-	-	Total	24	8	196	228				
10	8-Apple Valley-2	Bear Valley Road Class 1 Bike Path Connector PROJECT FULLY ALLOCATED	999	FY	ENG	ROW	CON	Total	FY	ENG	ROW	CON	Total	FY	ENG	ROW	CON	Total
				Prior	-	-	792	792	Prior	-	-	-	-	Prior	-	-	207	207
				20/21	-	-	-	-	20/21	-	-	-	-	20/21	-	-	-	-
				21/22	-	-	-	-	21/22	-	-	-	-	21/22	-	-	-	-
				22/23	-	-	-	-	22/23	-	-	-	-	22/23	-	-	-	-
				23/24	-	-	-	-	23/24	-	-	-	-	23/24	-	-	-	-
				Future Total	-	-	-	-	Future Total	-	-	-	-	Future Total	-	-	-	-
Total	-	-	792	792	Total	-	-	-	-	Total	-	-	207	207				
11	8-Apple Valley-1	Apple Valley South - SRTS PROJECT FULLY ALLOCATED	4,294	FY	ENG	ROW	CON	Total	FY	ENG	ROW	CON	Total	FY	ENG	ROW	CON	Total
				Prior	333	-	3,137	3,470	Prior	-	-	-	-	Prior	79	-	745	824
				20/21	-	-	-	-	20/21	-	-	-	-	20/21	-	-	-	-
				21/22	-	-	-	-	21/22	-	-	-	-	21/22	-	-	-	-
				22/23	-	-	-	-	22/23	-	-	-	-	22/23	-	-	-	-
				23/24	-	-	-	-	23/24	-	-	-	-	23/24	-	-	-	-
				Future Total	-	-	-	-	Future Total	-	-	-	-	Future Total	-	-	-	-
Total	333	-	3,137	3,470	Total	-	-	-	-	Total	79	-	745	824				
12	8-Fontana-1	Fontana SRTS Pedestrian Improvements	1,018	FY	ENG	ROW	CON	Total	FY	ENG	ROW	CON	Total	FY	ENG	ROW	CON	Total
				Prior	167	191	-	358	Prior	-	-	-	-	Prior	-	-	-	-
				20/21	-	-	1,560	1,560	20/21	-	-	-	-	20/21	-	-	-	-
21/22	-	-	-	-	21/22	-	-	-	-	21/22	-	-	-	-				

Line Item Projects

No.	Sub Proj ID	Project Description	Total Project Cost	ATP				ATP - MPO				CITY				
				22/23	23/24	Future	Total	22/23	23/24	Future	Total	22/23	23/24	Future	Total	
			1,918	-	-	-	-	-	-	-	-	-	-	-	-	-
				-	-	-	-	-	-	-	-	-	-	-	-	-
				-	-	-	-	-	-	-	-	-	-	-	-	-
				167	191	1,560	1,918	-	-	-	-	-	-	-	-	-



2021 FTIP

Summary of Line Items

FTIP ID	Total Project Cost	Awarded Funds					CITY					
		ATP					CITY					
		FY	ENG	ROW	CON	Total	FY	ENG	ROW	CON	Total	
20190701 Cycle 4 State/MPO	15,027	Prior	504	928	1,049	2,481	Prior	7	180	553	740	
		20/21	403	125	6,177	6,705	20/21	11	5	1,054	1,070	
		21/22	-	-	1,846	1,846	21/22	-	-	-	-	
		22/23	-	-	2,108	2,108	22/23	-	-	77	77	
		23/24	-	-	-	-	23/24	-	-	-	-	
		Future	-	-	-	-	Future	-	-	-	-	
		<b>Total</b>		907	1,053	11,180	13,140	<b>Total</b>	18	185	1,684	1,887

Line Item Projects

No.	Sub Proj ID	Project Description	Total Project Cost	ATP					CITY						
				FY	ENG	ROW	CON	Total	FY	ENG	ROW	CON	Total		
1	8-Colton-1 (Statewide)	Jehue Corridor and Eucalyptus Avenue Class I Bike Paths (DAC/SRTS)  Future funds FY22/23 \$29M FY22/23 Non-Infrastructure	2,820	Prior	195	-	-	-	195	Prior	7	-	-	-	7
				20/21	292	125	-	-	417	20/21	11	5	-	-	16
				21/22	-	-	-	-	-	21/22	-	-	-	-	-
				22/23	-	-	2,108	-	2,108	22/23	-	-	77	-	77
				23/24	-	-	-	-	-	23/24	-	-	-	-	-
				Future	-	-	-	-	-	Future	-	-	-	-	-
				<b>Total</b>		487	125	2,108	2,720	<b>Total</b>	18	5	77	100	
				2	8-Fontana-2 (MPO)	Fontana SRTS Gap Closure	1,477	Prior	136	87	-	-	223	Prior	-
20/21	-	-	1,254					-	1,254	20/21	-	-	-	-	
21/22	-	-	-					-	-	21/22	-	-	-	-	
22/23	-	-	-					-	-	22/23	-	-	-	-	
23/24	-	-	-					-	-	23/24	-	-	-	-	
Future	-	-	-					-	-	Future	-	-	-	-	
<b>Total</b>		136	87					1,254	1,477	<b>Total</b>	-	-	-	-	
3	8-Rialto-3 (MPO)	Terra Vista Drive Neighborhood SRTS Infrastructure Implementation	663					Prior	20	-	-	-	20	Prior	-
				20/21	60	-	-	-	60	20/21	-	-	-	-	
				21/22	-	-	583	-	583	21/22	-	-	-	-	
				22/23	-	-	-	-	-	22/23	-	-	-	-	
				23/24	-	-	-	-	-	23/24	-	-	-	-	
				Future	-	-	-	-	-	Future	-	-	-	-	
				<b>Total</b>		80	-	583	663	<b>Total</b>	-	-	-	-	
				4	8-Twenty-nine Palms-1 (MPO)	Twenty-nine Palms SRTS Infrastructure Implementation Grant	1,467	Prior	153	-	-	-	153	Prior	-
20/21	51	-	-					-	51	20/21	-	-	-	-	
21/22	-	-	1,263					-	1,263	21/22	-	-	-	-	
22/23	-	-	-					-	-	22/23	-	-	-	-	
<b>Total</b>		153	-					1,263	1,467	<b>Total</b>	-	-	-	-	



Line Item Projects

No.	Sub Proj ID	Project Description	Total Project Cost	ATP					CITY					
				23/24	ENG	ROW	CON	Total	23/24	ENG	ROW	CON	Total	
				23/24	-	-	-	-	-	23/24	-	-	-	-
				Future	-	-	-	-	-	Future	-	-	-	-
				Total	204	-	1,263	1,467	-	Total	-	-	-	-
5	8-Rialto-1 (MPO)	Safe Routes for Active Play, Work, and Live Rialto!	549	FY	ENG	ROW	CON	Total	FY	ENG	ROW	CON	Total	
				Prior	-	-	549	549	Prior	-	-	-	-	
				20/21	-	-	-	-	20/21	-	-	-	-	
				21/22	-	-	-	-	21/22	-	-	-	-	
				22/23	-	-	-	-	22/23	-	-	-	-	
				23/24	-	-	-	-	23/24	-	-	-	-	
				Future	-	-	-	-	Future	-	-	-	-	
				Total	-	-	549	549	Total	-	-	-	-	
6	8-Ontario-1 (MPO)	Pedestrian Improvements around Haynes, Vista Grande and Oaks Schools	6,998	FY	ENG	ROW	CON	Total	FY	ENG	ROW	CON	Total	
				Prior	-	841	-	841	Prior	-	180	-	180	
				20/21	-	-	4,923	4,923	20/21	-	-	1,054	1,054	
				21/22	-	-	-	-	21/22	-	-	-	-	
				22/23	-	-	-	-	22/23	-	-	-	-	
				23/24	-	-	-	-	23/24	-	-	-	-	
				Future	-	-	-	-	Future	-	-	-	-	
				Total	-	841	4,923	5,764	Total	-	180	1,054	1,234	
7	8-SANBAG-2 (MPO)	San Bernardino County SRTS Program	1,053	FY	ENG	ROW	CON	Total	FY	ENG	ROW	CON	Total	
				Prior	-	-	500	500	Prior	-	-	553	553	
				20/21	-	-	-	-	20/21	-	-	-	-	
				21/22	-	-	-	-	21/22	-	-	-	-	
				22/23	-	-	-	-	22/23	-	-	-	-	
				23/24	-	-	-	-	23/24	-	-	-	-	
				Future	-	-	-	-	Future	-	-	-	-	
				Total	-	-	500	500	Total	-	-	553	553	

## 2018/19-2023/24 Highway Bridge Program

See the appropriate FTIP/FSTIP for current funding commitments. This listing provides the backup project information to support the lump sum amounts programmed in the FTIP.

11/1/2019, 11:24 AM

- Notes: 1) This is the FTIP lump sum “backup” list for HBP funded projects. Please see the Local Assistance web site for the most current listings:
- [http://www.dot.ca.gov/hq/LocalPrograms/hbrr99/HBP\\_FSTIP.html](http://www.dot.ca.gov/hq/LocalPrograms/hbrr99/HBP_FSTIP.html)
- 2) The purpose of this list is to show which projects being advanced by local agencies have met the eligibility requirements of the federal Highway Bridge Program and have been prioritized for funding by the Department in cooperation with local agencies for funding.
- 3) Contractual funding levels are determined at time of federal authorization/obligation for given phase of work. For details see Chapter 3 of the Local Assistance Procedures Manual.
- 4) For FTIP/FSTIP purposes, Federal Highway Bridge Program (HBP) funding constraint is managed by Caltrans.
- 5) Prop 1B bond funds for the Local Seismic Safety Retrofit Program (LSSRP) used for matching federal funds are also managed by Caltrans.
- 6) Financial constraint of LOCAL matching funds (including regional STIP funds) and LOCAL Advance Construction (AC) is the responsibility of the MPOs and their local agencies.
- 7) Some projects show that they are programmed using State STP funds. These funds are HBP funds transferred to the STP for bridge work that is not ordinarily eligible for HBP funds. See the HB Program Guidelines for details. Do not confuse these STP funds with Regional STP funds.
- 8) Corrections to this report should be addressed to the District Local Assistance Engineer:
- <http://www.dot.ca.gov/hq/LocalPrograms/dlae.htm>

Note id: 24

# 2018/19-2023/24 Highway Bridge Program

#21-00 SBD SBDLS08\_HBP

See the appropriate FTIP/FSTIP for current funding commitments. This listing provides the backup project information to support the lump sum amounts programmed in the FTIP.

District: 08 County: San Bernardino

Responsible Agency HBP-ID Project Description

Apple Valley 3971 BRIDGE NO. 54C0086, BEAR VALLEY RD OVER MOJAVE RIVER, 5 MI E RTE I-15. Bridge Rehabilitation, no added capacity. High Cost project agreement required.

Phase Summary:	Prior	18/19	19/20	20/21	21/22	22/23	23/24	Beyond	Total
PE	2,768,000								2,768,000
R/W	100,000	580,000							680,000
CON								28,132,000	28,132,000
<b>Total</b>	<b>2,868,000</b>	<b>580,000</b>						<b>28,132,000</b>	<b>31,580,000</b>
Fund Source Summary:	Prior	18/19	19/20	20/21	21/22	22/23	23/24	Beyond	Total
Fed \$	2,539,040	513,474						24,905,260	27,957,774
Local Match	328,960	66,526						3,226,740	3,622,226
LSSRP Bond									
Local AC									
<b>Total</b>	<b>2,868,000</b>	<b>580,000</b>						<b>28,132,000</b>	<b>31,580,000</b>
PE Summary:	Prior	18/19	19/20	20/21	21/22	22/23	23/24	Beyond	Total
Fed \$	2,450,510								2,450,510
Local Match	317,490								317,490
LSSRP Bond									
Local AC									
<b>Total</b>	<b>2,768,000</b>								<b>2,768,000</b>
R/W Summary:	Prior	18/19	19/20	20/21	21/22	22/23	23/24	Beyond	Total
Fed \$	88,530	513,474							602,004
Local Match	11,470	66,526							77,996
LSSRP Bond									
Local AC									
<b>Total</b>	<b>100,000</b>	<b>580,000</b>							<b>680,000</b>
CON Summary:	Prior	18/19	19/20	20/21	21/22	22/23	23/24	Beyond	Total
Fed \$								24,905,260	24,905,260
Local Match								3,226,740	3,226,740
LSSRP Bond									
Local AC									
<b>Total</b>								<b>28,132,000</b>	<b>28,132,000</b>

Project #: 5453(018)

# 2018/19-2023/24 Highway Bridge Program

#21-00 SBD SBDLS08\_HBP

See the appropriate FTIP/FSTIP for current funding commitments. This listing provides the backup project information to support the lump sum amounts programmed in the FTIP.

District: 08 County: San Bernardino

Responsible Agency HBP-ID Project Description

Barstow 3834 BRIDGE NO. 54C0088, N 1ST AVENUE OVER BNSF RY UP RR AMTRAK, 0.2 MI N MAIN ST.. Replace existing 2 lane bridge with 2 lane bridge, existing bridge to be removed (Minor seismic retrofit funds). High Cost Project agreement required. Other Federal Funds must be programmed in FTP.

Phase Summary:	Prior	18/19	19/20	20/21	21/22	22/23	23/24	Beyond	Total
PE	5,900,000								5,900,000
R/W	4,965,340				11,273,660				16,239,000
CON			66,106,950						66,106,950
<b>Total</b>	<b>10,865,340</b>		<b>66,106,950</b>		<b>11,273,660</b>				<b>88,245,950</b>

Fund Source Summary:	Prior	18/19	19/20	20/21	21/22	22/23	23/24	Beyond	Total
Fed \$	9,619,086				9,980,571			58,524,483	78,124,140
Local Match	1,246,254		7,582,467		1,293,089			-305,102	9,816,708
LSSRP Bond								305,102	305,102
Local AC			58,524,483					-58,524,483	
<b>Total</b>	<b>10,865,340</b>		<b>66,106,950</b>		<b>11,273,660</b>				<b>88,245,950</b>

PE Summary:	Prior	18/19	19/20	20/21	21/22	22/23	23/24	Beyond	Total
Fed \$	5,223,270								5,223,270
Local Match	676,730								676,730
LSSRP Bond									
Local AC									
<b>Total</b>	<b>5,900,000</b>								<b>5,900,000</b>

R/W Summary:	Prior	18/19	19/20	20/21	21/22	22/23	23/24	Beyond	Total
Fed \$	4,395,816				9,980,571				14,376,387
Local Match	569,524				1,293,089				1,862,613
LSSRP Bond									
Local AC									
<b>Total</b>	<b>4,965,340</b>				<b>11,273,660</b>				<b>16,239,000</b>

CON Summary:	Prior	18/19	19/20	20/21	21/22	22/23	23/24	Beyond	Total
Fed \$								58,524,483	58,524,483
Local Match			7,582,467					-305,102	7,277,365
LSSRP Bond								305,102	305,102
Local AC			58,524,483					-58,524,483	
<b>Total</b>			<b>66,106,950</b>						<b>66,106,950</b>

Project #: 5298(030)

# 2018/19-2023/24 Highway Bridge Program

#21-00 SBD SBDLS08\_HBP

See the appropriate FTIP/FSTIP for current funding commitments. This listing provides the backup project information to support the lump sum amounts programmed in the FTIP.

District: 08 County: San Bernardino

Responsible Agency HBP-ID Project Description

Barstow 4048 BRIDGE NO. 54C0089, N 1ST AVENUE OVER MOJAVE RIVER, 1.4 MI N/O RTE 15. Replace existing 2 lane bridge with 2 lane bridge, existing bridge to be removed. (minor seismic retrofit funds), High Cost Project agreement required.

Phase Summary:	Prior	18/19	19/20	20/21	21/22	22/23	23/24	Beyond	Total
PE	2,100,000				450,000			2,142,837	4,692,837
R/W								800,000	800,000
CON								25,859,889	25,859,889
<b>Total</b>	<b>2,100,000</b>				<b>450,000</b>			<b>28,802,726</b>	<b>31,352,726</b>
Fund Source Summary:	Prior	18/19	19/20	20/21	21/22	22/23	23/24	Beyond	Total
Fed \$	1,859,130				398,385			25,499,053	27,756,568
Local Match	240,870				51,615			3,221,662	3,514,147
LSSRP Bond								82,011	82,011
Local AC									
<b>Total</b>	<b>2,100,000</b>				<b>450,000</b>			<b>28,802,726</b>	<b>31,352,726</b>
PE Summary:	Prior	18/19	19/20	20/21	21/22	22/23	23/24	Beyond	Total
Fed \$	1,859,130				398,385			1,897,054	4,154,569
Local Match	240,870				51,615			245,783	538,268
LSSRP Bond									
Local AC									
<b>Total</b>	<b>2,100,000</b>				<b>450,000</b>			<b>2,142,837</b>	<b>4,692,837</b>
R/W Summary:	Prior	18/19	19/20	20/21	21/22	22/23	23/24	Beyond	Total
Fed \$								708,240	708,240
Local Match								91,760	91,760
LSSRP Bond									
Local AC									
<b>Total</b>								<b>800,000</b>	<b>800,000</b>
CON Summary:	Prior	18/19	19/20	20/21	21/22	22/23	23/24	Beyond	Total
Fed \$								22,893,760	22,893,760
Local Match								2,884,119	2,884,119
LSSRP Bond								82,011	82,011
Local AC									
<b>Total</b>								<b>25,859,889</b>	<b>25,859,889</b>

Project #: 5298(031)

# 2018/19-2023/24 Highway Bridge Program

#21-00 SBD SBDLS08\_HBP

See the appropriate FTIP/FSTIP for current funding commitments. This listing provides the backup project information to support the lump sum amounts programmed in the FTIP.

District: 08 County: San Bernardino

Responsible Agency HBP-ID Project Description

Barstow 2734 BRIDGE NO. 54C0583, YUCCA ST, OVER BNSF RY, AMTRAK, & UP RR, 0.3 MI N OF MAIN ST. LSSRP Seismic Retrofit

Phase Summary:	Prior	18/19	19/20	20/21	21/22	22/23	23/24	Beyond	Total
PE	483,585								483,585
R/W									
CON							550,000		550,000
<b>Total</b>	<b>483,585</b>						<b>550,000</b>		<b>1,033,585</b>

Fund Source Summary:	Prior	18/19	19/20	20/21	21/22	22/23	23/24	Beyond	Total
Fed \$	428,118						486,915		915,033
Local Match	55,467								55,467
LSSRP Bond							63,085		63,085
Local AC									
<b>Total</b>	<b>483,585</b>						<b>550,000</b>		<b>1,033,585</b>

PE Summary:	Prior	18/19	19/20	20/21	21/22	22/23	23/24	Beyond	Total
Fed \$	428,118								428,118
Local Match	55,467								55,467
LSSRP Bond									
Local AC									
<b>Total</b>	<b>483,585</b>								<b>483,585</b>

CON Summary:	Prior	18/19	19/20	20/21	21/22	22/23	23/24	Beyond	Total
Fed \$							486,915		486,915
Local Match									
LSSRP Bond							63,085		63,085
Local AC									
<b>Total</b>							<b>550,000</b>		<b>550,000</b>

Project #: 5298(034)

# 2018/19-2023/24 Highway Bridge Program

#21-00 SBD SBDLS08\_HBP

See the appropriate FTIP/FSTIP for current funding commitments. This listing provides the backup project information to support the lump sum amounts programmed in the FTIP.

District: 08 County: San Bernardino

Responsible Agency HBP-ID Project Description

Colton 2705 BRIDGE NO. 54C0100, MT VERNON AVE, OVER SANTA ANA RIVER, 0.6 MI S'LY OF RTE I-10. LSSRP Seismic Retrofit

Phase Summary:	Prior	18/19	19/20	20/21	21/22	22/23	23/24	Beyond	Total
PE	60,000		593,438		2,000,000				2,653,438
R/W								1,500,000	1,500,000
CON								14,523,253	14,523,253
<b>Total</b>	<b>60,000</b>		<b>593,438</b>		<b>2,000,000</b>			<b>16,023,253</b>	<b>18,676,691</b>

Fund Source Summary:	Prior	18/19	19/20	20/21	21/22	22/23	23/24	Beyond	Total
Fed \$	53,118		525,371		1,770,600			14,185,386	16,534,475
Local Match	6,882		68,067		229,400			1,766,582	2,070,931
LSSRP Bond								71,285	71,285
Local AC									
<b>Total</b>	<b>60,000</b>		<b>593,438</b>		<b>2,000,000</b>			<b>16,023,253</b>	<b>18,676,691</b>

PE Summary:	Prior	18/19	19/20	20/21	21/22	22/23	23/24	Beyond	Total
Fed \$	53,118		525,371		1,770,600				2,349,089
Local Match	6,882		68,067		229,400				304,349
LSSRP Bond									
Local AC									
<b>Total</b>	<b>60,000</b>		<b>593,438</b>		<b>2,000,000</b>				<b>2,653,438</b>

R/W Summary:	Prior	18/19	19/20	20/21	21/22	22/23	23/24	Beyond	Total
Fed \$								1,327,950	1,327,950
Local Match								172,050	172,050
LSSRP Bond									
Local AC									
<b>Total</b>								<b>1,500,000</b>	<b>1,500,000</b>

CON Summary:	Prior	18/19	19/20	20/21	21/22	22/23	23/24	Beyond	Total
Fed \$								12,857,436	12,857,436
Local Match								1,594,532	1,594,532
LSSRP Bond								71,285	71,285
Local AC									
<b>Total</b>								<b>14,523,253</b>	<b>14,523,253</b>

Project #:  

5065(005)
5065(017)

# 2018/19-2023/24 Highway Bridge Program

#21-00 SBD SBDLS08\_HBP

See the appropriate FTIP/FSTIP for current funding commitments. This listing provides the backup project information to support the lump sum amounts programmed in the FTIP.

District: 08 County: San Bernardino

Responsible Agency HBP-ID Project Description

Colton 1056 BRIDGE NO. 54C0379, BARTON RD, OVER UP RR, 0.25 MI W ROUTE 215. Replace 2 lane bridge with new 2 lane Asphalt roadway, Minor seismic contribution. The City of Colton will be the implementing agency for design and construction.

Phase Summary:	Prior	18/19	19/20	20/21	21/22	22/23	23/24	Beyond	Total
PE	462,887				331,700				794,587
R/W					600,000				600,000
CON								2,499,592	2,499,592
<b>Total</b>	<b>462,887</b>				<b>931,700</b>			<b>2,499,592</b>	<b>3,894,179</b>

Fund Source Summary:	Prior	18/19	19/20	20/21	21/22	22/23	23/24	Beyond	Total
Fed \$	409,776				824,834			2,212,889	3,447,499
Local Match	53,111				106,866			235,088	395,065
LSSRP Bond								51,615	51,615
Local AC									
<b>Total</b>	<b>462,887</b>				<b>931,700</b>			<b>2,499,592</b>	<b>3,894,179</b>

PE Summary:	Prior	18/19	19/20	20/21	21/22	22/23	23/24	Beyond	Total
Fed \$	409,776				293,654				703,430
Local Match	53,111				38,046				91,157
LSSRP Bond									
Local AC									
<b>Total</b>	<b>462,887</b>				<b>331,700</b>				<b>794,587</b>

R/W Summary:	Prior	18/19	19/20	20/21	21/22	22/23	23/24	Beyond	Total
Fed \$					531,180				531,180
Local Match					68,820				68,820
LSSRP Bond									
Local AC									
<b>Total</b>					<b>600,000</b>				<b>600,000</b>

CON Summary:	Prior	18/19	19/20	20/21	21/22	22/23	23/24	Beyond	Total
Fed \$								2,212,889	2,212,889
Local Match								235,088	235,088
LSSRP Bond								51,615	51,615
Local AC									
<b>Total</b>								<b>2,499,592</b>	<b>2,499,592</b>

<b>Project #:</b>
5065(024)
5421(002)



## 2018/19-2023/24 Highway Bridge Program

#21-00 SBD SBDLS08\_HBP

See the appropriate FTIP/FSTIP for current funding commitments. This listing provides the backup project information to support the lump sum amounts programmed in the FTIP.

District: 08 County: San Bernardino

Responsible Agency HBP-ID Project Description

Needles 4647 BRIDGE NO. 54C0349, K STREET OVER COLORADO RIVER, 0.25 MI N/O RIVER RD. Bridge Preventive Maintenance. Stand alone bridge PM to patch spalls or delaminations and overlay deck, and replace bearings.

Phase Summary:	Prior	18/19	19/20	20/21	21/22	22/23	23/24	Beyond	Total
PE		175,000							175,000
R/W									
CON								625,000	625,000
Total		175,000						625,000	800,000
Fund Source Summary:	Prior	18/19	19/20	20/21	21/22	22/23	23/24	Beyond	Total
Fed \$		154,928						553,313	708,240
Local Match		20,073						71,688	91,760
LSSRP Bond									
Local AC									
Total		175,000						625,000	800,000
PE Summary:	Prior	18/19	19/20	20/21	21/22	22/23	23/24	Beyond	Total
Fed \$		154,928							154,928
Local Match		20,073							20,073
LSSRP Bond									
Local AC									
Total		175,000							175,000
CON Summary:	Prior	18/19	19/20	20/21	21/22	22/23	23/24	Beyond	Total
Fed \$								553,313	553,313
Local Match								71,688	71,688
LSSRP Bond									
Local AC									
Total								625,000	625,000

Project #: 5220(007)

## 2018/19-2023/24 Highway Bridge Program

#21-00 SBD SBDLS08\_HBP

See the appropriate FTIP/FSTIP for current funding commitments. This listing provides the backup project information to support the lump sum amounts programmed in the FTIP.

District: 08 County: San Bernardino

Responsible Agency HBP-ID Project Description

Ontario 4308 BRIDGE NO. PM00131, Bridge Preventive Maintenance Program (BPMP), various bridges in the City of Ontario. See Caltrans Local Assistance HBP web site for backup list of bridges.

Phase Summary:	Prior	18/19	19/20	20/21	21/22	22/23	23/24	Beyond	Total
PE	460,000								460,000
R/W									
CON		1,307,494							1,307,494
<b>Total</b>	<b>460,000</b>	<b>1,307,494</b>							<b>1,767,494</b>

Fund Source Summary:	Prior	18/19	19/20	20/21	21/22	22/23	23/24	Beyond	Total
Fed \$	407,238	1,157,524							1,564,762
Local Match	52,762	149,970	0						202,732
LSSRP Bond									
Local AC									
<b>Total</b>	<b>460,000</b>	<b>1,307,494</b>							<b>1,767,494</b>

PE Summary:	Prior	18/19	19/20	20/21	21/22	22/23	23/24	Beyond	Total
Fed \$	407,238								407,238
Local Match	52,762								52,762
LSSRP Bond									
Local AC									
<b>Total</b>	<b>460,000</b>								<b>460,000</b>

CON Summary:	Prior	18/19	19/20	20/21	21/22	22/23	23/24	Beyond	Total
Fed \$		1,157,524							1,157,524
Local Match		149,970	0						149,970
LSSRP Bond									
Local AC									
<b>Total</b>		<b>1,307,494</b>							<b>1,307,494</b>

Project #: 5092(040)

# 2018/19-2023/24 Highway Bridge Program

#21-00 SBD SBDLS08\_HBP

See the appropriate FTIP/FSTIP for current funding commitments. This listing provides the backup project information to support the lump sum amounts programmed in the FTIP.

District: 08 County: San Bernardino

Responsible Agency HBP-ID Project Description

San Bernardino 3733 BRIDGE NO. 54C0411, SECOND STREET OVER HISTORIC WARM CREEK, 0.1 MI E ARROWHEAD AVE. Replace existing four lane bridge with four lane bridge.

Phase Summary:	Prior	18/19	19/20	20/21	21/22	22/23	23/24	Beyond	Total
PE	488,360								488,360
R/W	200,000								200,000
CON						3,913,750			3,913,750
Total	688,360					3,913,750			4,602,110

Fund Source Summary:	Prior	18/19	19/20	20/21	21/22	22/23	23/24	Beyond	Total
Fed \$	609,405					3,464,843			4,074,248
Local Match	78,955					448,907			527,862
LSSRP Bond									
Local AC									
Total	688,360					3,913,750			4,602,110

PE Summary:	Prior	18/19	19/20	20/21	21/22	22/23	23/24	Beyond	Total
Fed \$	432,345								432,345
Local Match	56,015								56,015
LSSRP Bond									
Local AC									
Total	488,360								488,360

R/W Summary:	Prior	18/19	19/20	20/21	21/22	22/23	23/24	Beyond	Total
Fed \$	177,060								177,060
Local Match	22,940								22,940
LSSRP Bond									
Local AC									
Total	200,000								200,000

CON Summary:	Prior	18/19	19/20	20/21	21/22	22/23	23/24	Beyond	Total
Fed \$						3,464,843			3,464,843
Local Match						448,907			448,907
LSSRP Bond									
Local AC									
Total						3,913,750			3,913,750

Project #: 5033(052)

## 2018/19-2023/24 Highway Bridge Program

#21-00 SBD SBDLS08\_HBP

See the appropriate FTIP/FSTIP for current funding commitments. This listing provides the backup project information to support the lump sum amounts programmed in the FTIP.

District: 08 County: San Bernardino

Responsible Agency HBP-ID Project Description

San Bernardino County 3337 BRIDGE NO. 54C0107, YERMO RD, OVER MANIX WASH, 1.2 MI NE ALVORD MTN RD. Replace 2 lane bridge with new 2 lane bridge.  
4/5/2010: Toll Credits programmed for Con.

Phase Summary:	Prior	18/19	19/20	20/21	21/22	22/23	23/24	Beyond	Total
PE	604,000								604,000
R/W									
CON								1,125,000	1,125,000
Total	604,000							1,125,000	1,729,000
Fund Source Summary:	Prior	18/19	19/20	20/21	21/22	22/23	23/24	Beyond	Total
Fed \$	534,721							1,125,000	1,659,721
Local Match	69,279								69,279
LSSRP Bond									
Local AC									
Total	604,000							1,125,000	1,729,000
PE Summary:	Prior	18/19	19/20	20/21	21/22	22/23	23/24	Beyond	Total
Fed \$	534,721								534,721
Local Match	69,279								69,279
LSSRP Bond									
Local AC									
Total	604,000								604,000
CON Summary:	Prior	18/19	19/20	20/21	21/22	22/23	23/24	Beyond	Total
Fed \$								1,125,000	1,125,000
Local Match									
LSSRP Bond									
Local AC									
Total								1,125,000	1,125,000

Project #: 5954(112)

## 2018/19-2023/24 Highway Bridge Program

#21-00 SBD SBDLS08\_HBP

See the appropriate FTIP/FSTIP for current funding commitments. This listing provides the backup project information to support the lump sum amounts programmed in the FTIP.

District: 08 County: San Bernardino

Responsible Agency HBP-ID Project Description

San Bernardino County 4578 BRIDGE NO. 54C0242, NAT TRAILS HWY OVER KALMIA DITCH, 11.8 MI E OF CRUCERO RD. Replace 2-lane timber bridge with 2-lane bridge.

Phase Summary:	Prior	18/19	19/20	20/21	21/22	22/23	23/24	Beyond	Total
PE				630,000					630,000
R/W									
CON								3,530,800	3,530,800
<b>Total</b>				630,000				3,530,800	4,160,800
Fund Source Summary:	Prior	18/19	19/20	20/21	21/22	22/23	23/24	Beyond	Total
Fed \$				557,739				3,125,817	3,683,556
Local Match				72,261				404,983	477,244
LSSRP Bond									
Local AC									
<b>Total</b>				630,000				3,530,800	4,160,800
PE Summary:	Prior	18/19	19/20	20/21	21/22	22/23	23/24	Beyond	Total
Fed \$				557,739					557,739
Local Match				72,261					72,261
LSSRP Bond									
Local AC									
<b>Total</b>				630,000					630,000
CON Summary:	Prior	18/19	19/20	20/21	21/22	22/23	23/24	Beyond	Total
Fed \$								3,125,817	3,125,817
Local Match								404,983	404,983
LSSRP Bond									
Local AC									
<b>Total</b>								3,530,800	3,530,800

Project #:

## 2018/19-2023/24 Highway Bridge Program

#21-00 SBD SBDLS08\_HBP

See the appropriate FTIP/FSTIP for current funding commitments. This listing provides the backup project information to support the lump sum amounts programmed in the FTIP.

District: 08 County: San Bernardino

Responsible Agency HBP-ID Project Description

San Bernardino County 4618 BRIDGE NO. 54C0269, NAT TRAILS HWY OVER BARODA DITCH, 24.8 MI E OF CRUCERO RD. Replace 2 lane timber bridge with 2 lane bridge.

Phase Summary:	Prior	18/19	19/20	20/21	21/22	22/23	23/24	Beyond	Total
PE				360,000					360,000
R/W									
CON								1,345,400	1,345,400
Total				360,000				1,345,400	1,705,400
Fund Source Summary:	Prior	18/19	19/20	20/21	21/22	22/23	23/24	Beyond	Total
Fed \$				318,708				1,191,083	1,509,791
Local Match				41,292				154,317	195,609
LSSRP Bond									
Local AC									
Total				360,000				1,345,400	1,705,400
PE Summary:	Prior	18/19	19/20	20/21	21/22	22/23	23/24	Beyond	Total
Fed \$				318,708					318,708
Local Match				41,292					41,292
LSSRP Bond									
Local AC									
Total				360,000					360,000
CON Summary:	Prior	18/19	19/20	20/21	21/22	22/23	23/24	Beyond	Total
Fed \$								1,191,083	1,191,083
Local Match								154,317	154,317
LSSRP Bond									
Local AC									
Total								1,345,400	1,345,400

Project #:

## 2018/19-2023/24 Highway Bridge Program

#21-00 SBD SBDLS08\_HBP

See the appropriate FTIP/FSTIP for current funding commitments. This listing provides the backup project information to support the lump sum amounts programmed in the FTIP.

District: 08 County: San Bernardino

Responsible Agency HBP-ID Project Description

San Bernardino County 4619 BRIDGE NO. 54C0271, NAT TRAILS HWY OVER CRATER DITCH, 26.3 MI E CRUCERO RD. Replace 2 lane timber bridge with 2 lane bridge.

Phase Summary:	Prior	18/19	19/20	20/21	21/22	22/23	23/24	Beyond	Total
PE				530,000					530,000
R/W									
CON								2,473,800	2,473,800
<b>Total</b>				530,000				2,473,800	3,003,800
Fund Source Summary:	Prior	18/19	19/20	20/21	21/22	22/23	23/24	Beyond	Total
Fed \$				469,209				2,190,055	2,659,264
Local Match				60,791				283,745	344,536
LSSRP Bond									
Local AC									
<b>Total</b>				530,000				2,473,800	3,003,800
PE Summary:	Prior	18/19	19/20	20/21	21/22	22/23	23/24	Beyond	Total
Fed \$				469,209					469,209
Local Match				60,791					60,791
LSSRP Bond									
Local AC									
<b>Total</b>				530,000					530,000
CON Summary:	Prior	18/19	19/20	20/21	21/22	22/23	23/24	Beyond	Total
Fed \$								2,190,055	2,190,055
Local Match								283,745	283,745
LSSRP Bond									
Local AC									
<b>Total</b>								2,473,800	2,473,800

Project #:

## 2018/19-2023/24 Highway Bridge Program

#21-00 SBD SBDLS08\_HBP

See the appropriate FTIP/FSTIP for current funding commitments. This listing provides the backup project information to support the lump sum amounts programmed in the FTIP.

District: 08 County: San Bernardino

Responsible Agency HBP-ID Project Description

San Bernardino County 4345 BRIDGE NO. 54C0272, NAT TRAILS HWY OVER BRISTOL DITCH, 26.7 MI E CRUCERO RD. Replace existing 2-lane bridge with 2-lane bridge.

Phase Summary:	Prior	18/19	19/20	20/21	21/22	22/23	23/24	Beyond	Total
PE	338,000				68,000				406,000
R/W									
CON							1,183,000		1,183,000
<b>Total</b>	<b>338,000</b>				<b>68,000</b>		<b>1,183,000</b>		<b>1,589,000</b>

Fund Source Summary:	Prior	18/19	19/20	20/21	21/22	22/23	23/24	Beyond	Total
Fed \$	299,231				60,200		1,047,310		1,406,742
Local Match	38,769				7,800		135,690		182,258
LSSRP Bond									
Local AC									
<b>Total</b>	<b>338,000</b>				<b>68,000</b>		<b>1,183,000</b>		<b>1,589,000</b>

PE Summary:	Prior	18/19	19/20	20/21	21/22	22/23	23/24	Beyond	Total
Fed \$	299,231				60,200				359,432
Local Match	38,769				7,800				46,568
LSSRP Bond									
Local AC									
<b>Total</b>	<b>338,000</b>				<b>68,000</b>				<b>406,000</b>

CON Summary:	Prior	18/19	19/20	20/21	21/22	22/23	23/24	Beyond	Total
Fed \$							1,047,310		1,047,310
Local Match							135,690		135,690
LSSRP Bond									
Local AC									
<b>Total</b>							<b>1,183,000</b>		<b>1,183,000</b>

Project #: 5954(147)



## 2018/19-2023/24 Highway Bridge Program

#21-00 SBD SBDLS08\_HBP

See the appropriate FTIP/FSTIP for current funding commitments. This listing provides the backup project information to support the lump sum amounts programmed in the FTIP.

District: 08 County: San Bernardino

Responsible Agency HBP-ID Project Description

San Bernardino County 4346 BRIDGE NO. 54C0275, NAT TRAILS HWY OVER CERRO DITCH, 1.3 MI E OF AMBOY RD. Replace existing 2-lane bridge with 2-lane bridge.

Phase Summary:	Prior	18/19	19/20	20/21	21/22	22/23	23/24	Beyond	Total
PE	338,000				68,000				406,000
R/W									
CON							1,183,000		1,183,000
<b>Total</b>	<b>338,000</b>				<b>68,000</b>		<b>1,183,000</b>		<b>1,589,000</b>
Fund Source Summary:	Prior	18/19	19/20	20/21	21/22	22/23	23/24	Beyond	Total
Fed \$	299,231				60,200		1,047,310		1,406,742
Local Match	38,769				7,800		135,690		182,258
LSSRP Bond									
Local AC									
<b>Total</b>	<b>338,000</b>				<b>68,000</b>		<b>1,183,000</b>		<b>1,589,000</b>
PE Summary:	Prior	18/19	19/20	20/21	21/22	22/23	23/24	Beyond	Total
Fed \$	299,231				60,200				359,432
Local Match	38,769				7,800				46,568
LSSRP Bond									
Local AC									
<b>Total</b>	<b>338,000</b>				<b>68,000</b>				<b>406,000</b>
CON Summary:	Prior	18/19	19/20	20/21	21/22	22/23	23/24	Beyond	Total
Fed \$							1,047,310		1,047,310
Local Match							135,690		135,690
LSSRP Bond									
Local AC									
<b>Total</b>							<b>1,183,000</b>		<b>1,183,000</b>

Project #: 5954(149)

## 2018/19-2023/24 Highway Bridge Program

#21-00 SBD SBDLS08\_HBP

See the appropriate FTIP/FSTIP for current funding commitments. This listing provides the backup project information to support the lump sum amounts programmed in the FTIP.

District: 08 County: San Bernardino

Responsible Agency HBP-ID Project Description

San Bernardino County 4347 BRIDGE NO. 54C0276, NAT TRAILS HWY OVER GORDO DITCH, 1.8 MI E OF AMBOY RD. Replace existing 2-lane bridge with 2-lane bridge.

Phase Summary:	Prior	18/19	19/20	20/21	21/22	22/23	23/24	Beyond	Total
PE	338,000				68,000				406,000
R/W									
CON							1,183,000		1,183,000
<b>Total</b>	<b>338,000</b>				<b>68,000</b>		<b>1,183,000</b>		<b>1,589,000</b>
Fund Source Summary:	Prior	18/19	19/20	20/21	21/22	22/23	23/24	Beyond	Total
Fed \$	299,231				60,200		1,047,310		1,406,742
Local Match	38,769				7,800		135,690		182,258
LSSRP Bond									
Local AC									
<b>Total</b>	<b>338,000</b>				<b>68,000</b>		<b>1,183,000</b>		<b>1,589,000</b>
PE Summary:	Prior	18/19	19/20	20/21	21/22	22/23	23/24	Beyond	Total
Fed \$	299,231				60,200				359,432
Local Match	38,769				7,800				46,568
LSSRP Bond									
Local AC									
<b>Total</b>	<b>338,000</b>				<b>68,000</b>				<b>406,000</b>
CON Summary:	Prior	18/19	19/20	20/21	21/22	22/23	23/24	Beyond	Total
Fed \$							1,047,310		1,047,310
Local Match							135,690		135,690
LSSRP Bond									
Local AC									
<b>Total</b>							<b>1,183,000</b>		<b>1,183,000</b>

Project #: 5954(150)

## 2018/19-2023/24 Highway Bridge Program

#21-00 SBD SBDLS08\_HBP

See the appropriate FTIP/FSTIP for current funding commitments. This listing provides the backup project information to support the lump sum amounts programmed in the FTIP.

District: 08 County: San Bernardino

Responsible Agency HBP-ID Project Description

San Bernardino County 4350 BRIDGE NO. 54C0277, NAT TRAILS HWY OVER CERULIA DITCH, 2.2 MI E OF AMBOY RD. Replace existing 2-lane bridge with new 2-lane bridge.

Phase Summary:	Prior	18/19	19/20	20/21	21/22	22/23	23/24	Beyond	Total
PE	338,000				68,000				406,000
R/W									
CON							1,183,000		1,183,000
<b>Total</b>	<b>338,000</b>				<b>68,000</b>		<b>1,183,000</b>		<b>1,589,000</b>

Fund Source Summary:	Prior	18/19	19/20	20/21	21/22	22/23	23/24	Beyond	Total
Fed \$	299,231				60,200		1,047,310		1,406,742
Local Match	38,769				7,800		135,690		182,258
LSSRP Bond									
Local AC									
<b>Total</b>	<b>338,000</b>				<b>68,000</b>		<b>1,183,000</b>		<b>1,589,000</b>

PE Summary:	Prior	18/19	19/20	20/21	21/22	22/23	23/24	Beyond	Total
Fed \$	299,231				60,200				359,432
Local Match	38,769				7,800				46,568
LSSRP Bond									
Local AC									
<b>Total</b>	<b>338,000</b>				<b>68,000</b>				<b>406,000</b>

CON Summary:	Prior	18/19	19/20	20/21	21/22	22/23	23/24	Beyond	Total
Fed \$							1,047,310		1,047,310
Local Match							135,690		135,690
LSSRP Bond									
Local AC									
<b>Total</b>							<b>1,183,000</b>		<b>1,183,000</b>

Project #: 5954(151)

## 2018/19-2023/24 Highway Bridge Program

#21-00 SBD SBDLS08\_HBP

See the appropriate FTIP/FSTIP for current funding commitments. This listing provides the backup project information to support the lump sum amounts programmed in the FTIP.

District: 08 County: San Bernardino

Responsible Agency HBP-ID Project Description

San Bernardino County 4348 BRIDGE NO. 54C0279, NAT TRAILS HWY OVER LEITH DITCH, 3.1 MI E OF AMBOY RD. Replace the existing 2-lane bridge with new 2-lane bridge.

Phase Summary:	Prior	18/19	19/20	20/21	21/22	22/23	23/24	Beyond	Total
PE	338,000				68,000				406,000
R/W									
CON							1,183,000		1,183,000
<b>Total</b>	<b>338,000</b>				<b>68,000</b>		<b>1,183,000</b>		<b>1,589,000</b>
Fund Source Summary:	Prior	18/19	19/20	20/21	21/22	22/23	23/24	Beyond	Total
Fed \$	299,231				60,200		1,047,310		1,406,742
Local Match	38,769				7,800		135,690		182,258
LSSRP Bond									
Local AC									
<b>Total</b>	<b>338,000</b>				<b>68,000</b>		<b>1,183,000</b>		<b>1,589,000</b>
PE Summary:	Prior	18/19	19/20	20/21	21/22	22/23	23/24	Beyond	Total
Fed \$	299,231				60,200				359,432
Local Match	38,769				7,800				46,568
LSSRP Bond									
Local AC									
<b>Total</b>	<b>338,000</b>				<b>68,000</b>				<b>406,000</b>
CON Summary:	Prior	18/19	19/20	20/21	21/22	22/23	23/24	Beyond	Total
Fed \$							1,047,310		1,047,310
Local Match							135,690		135,690
LSSRP Bond									
Local AC									
<b>Total</b>							<b>1,183,000</b>		<b>1,183,000</b>

Project #: 5954(152)

## 2018/19-2023/24 Highway Bridge Program

#21-00 SBD SBDLS08\_HBP

See the appropriate FTIP/FSTIP for current funding commitments. This listing provides the backup project information to support the lump sum amounts programmed in the FTIP.

District: 08 County: San Bernardino

Responsible Agency HBP-ID Project Description

San Bernardino County 4349 BRIDGE NO. 54C0280, NAT TRAILS HWY OVER TERRA DITCH, 3.6 MI E OF AMBOY RD. Replace existing 2-lane bridge with new 2-lane bridge.

Phase Summary:	Prior	18/19	19/20	20/21	21/22	22/23	23/24	Beyond	Total
PE	338,000				68,000				406,000
R/W									
CON							1,183,000		1,183,000
<b>Total</b>	<b>338,000</b>				<b>68,000</b>		<b>1,183,000</b>		<b>1,589,000</b>

Fund Source Summary:	Prior	18/19	19/20	20/21	21/22	22/23	23/24	Beyond	Total
Fed \$	299,231				60,200		1,047,310		1,406,742
Local Match	38,769				7,800		135,690		182,258
LSSRP Bond									
Local AC									
<b>Total</b>	<b>338,000</b>				<b>68,000</b>		<b>1,183,000</b>		<b>1,589,000</b>

PE Summary:	Prior	18/19	19/20	20/21	21/22	22/23	23/24	Beyond	Total
Fed \$	299,231				60,200				359,432
Local Match	38,769				7,800				46,568
LSSRP Bond									
Local AC									
<b>Total</b>	<b>338,000</b>				<b>68,000</b>				<b>406,000</b>

CON Summary:	Prior	18/19	19/20	20/21	21/22	22/23	23/24	Beyond	Total
Fed \$							1,047,310		1,047,310
Local Match							135,690		135,690
LSSRP Bond									
Local AC									
<b>Total</b>							<b>1,183,000</b>		<b>1,183,000</b>

Project #: 5954(153)

## 2018/19-2023/24 Highway Bridge Program

#21-00 SBD SBDLS08\_HBP

See the appropriate FTIP/FSTIP for current funding commitments. This listing provides the backup project information to support the lump sum amounts programmed in the FTIP.

District: 08 County: San Bernardino

Responsible Agency HBP-ID Project Description

San Bernardino County 4342 BRIDGE NO. 54C0281, NAT TRAILS HWY OVER SOMBRA DITCH, 4.1 MI E OF AMBOY RD. Replace existing 2-lane bridge with 2-lane bridge.

Phase Summary:	Prior	18/19	19/20	20/21	21/22	22/23	23/24	Beyond	Total
PE	370,000				74,000				444,000
R/W									
CON							1,485,400		1,485,400
<b>Total</b>	<b>370,000</b>				<b>74,000</b>		<b>1,485,400</b>		<b>1,929,400</b>
Fund Source Summary:	Prior	18/19	19/20	20/21	21/22	22/23	23/24	Beyond	Total
Fed \$	327,561				65,512		1,315,025		1,708,098
Local Match	42,439				8,488		170,375		221,302
LSSRP Bond									
Local AC									
<b>Total</b>	<b>370,000</b>				<b>74,000</b>		<b>1,485,400</b>		<b>1,929,400</b>
PE Summary:	Prior	18/19	19/20	20/21	21/22	22/23	23/24	Beyond	Total
Fed \$	327,561				65,512				393,073
Local Match	42,439				8,488				50,927
LSSRP Bond									
Local AC									
<b>Total</b>	<b>370,000</b>				<b>74,000</b>				<b>444,000</b>
CON Summary:	Prior	18/19	19/20	20/21	21/22	22/23	23/24	Beyond	Total
Fed \$							1,315,025		1,315,025
Local Match							170,375		170,375
LSSRP Bond									
Local AC									
<b>Total</b>							<b>1,485,400</b>		<b>1,485,400</b>

Project #: 5954(154)

## 2018/19-2023/24 Highway Bridge Program

#21-00 SBD SBDLS08\_HBP

See the appropriate FTIP/FSTIP for current funding commitments. This listing provides the backup project information to support the lump sum amounts programmed in the FTIP.

District: 08 County: San Bernardino

Responsible Agency HBP-ID Project Description

San Bernardino County 4343 BRIDGE NO. 54C0282, NAT TRAILS HWY OVER BEACON DITCH, 6.2 MI E OF AMBOY RD. Replace existing 2-lane bridge with 2-lane bridge.

Phase Summary:	Prior	18/19	19/20	20/21	21/22	22/23	23/24	Beyond	Total
PE	338,000				68,000				406,000
R/W									
CON							1,183,000		1,183,000
<b>Total</b>	<b>338,000</b>				<b>68,000</b>		<b>1,183,000</b>		<b>1,589,000</b>

Fund Source Summary:	Prior	18/19	19/20	20/21	21/22	22/23	23/24	Beyond	Total
Fed \$	299,231				60,200		1,047,310		1,406,742
Local Match	38,769				7,800		135,690		182,258
LSSRP Bond									
Local AC									
<b>Total</b>	<b>338,000</b>				<b>68,000</b>		<b>1,183,000</b>		<b>1,589,000</b>

PE Summary:	Prior	18/19	19/20	20/21	21/22	22/23	23/24	Beyond	Total
Fed \$	299,231				60,200				359,432
Local Match	38,769				7,800				46,568
LSSRP Bond									
Local AC									
<b>Total</b>	<b>338,000</b>				<b>68,000</b>				<b>406,000</b>

CON Summary:	Prior	18/19	19/20	20/21	21/22	22/23	23/24	Beyond	Total
Fed \$							1,047,310		1,047,310
Local Match							135,690		135,690
LSSRP Bond									
Local AC									
<b>Total</b>							<b>1,183,000</b>		<b>1,183,000</b>

Project #: 5954(155)

## 2018/19-2023/24 Highway Bridge Program

#21-00 SBD SBDLS08\_HBP

See the appropriate FTIP/FSTIP for current funding commitments. This listing provides the backup project information to support the lump sum amounts programmed in the FTIP.

District: 08 County: San Bernardino

Responsible Agency HBP-ID Project Description

San Bernardino County 4344 BRIDGE NO. 54C0284, NAT TRAILS HWY OVER LARISSA DITCH, 1.1 MI E KELBAKER RD. Replace existing 2-lane bridge with 2-lane bridge.

Phase Summary:	Prior	18/19	19/20	20/21	21/22	22/23	23/24	Beyond	Total
PE	338,000				68,000				406,000
R/W									
CON							1,183,000		1,183,000
<b>Total</b>	<b>338,000</b>				<b>68,000</b>		<b>1,183,000</b>		<b>1,589,000</b>

Fund Source Summary:	Prior	18/19	19/20	20/21	21/22	22/23	23/24	Beyond	Total
Fed \$	299,231				60,200		1,047,310		1,406,742
Local Match	38,769				7,800		135,690		182,258
LSSRP Bond									
Local AC									
<b>Total</b>	<b>338,000</b>				<b>68,000</b>		<b>1,183,000</b>		<b>1,589,000</b>

PE Summary:	Prior	18/19	19/20	20/21	21/22	22/23	23/24	Beyond	Total
Fed \$	299,231				60,200				359,432
Local Match	38,769				7,800				46,568
LSSRP Bond									
Local AC									
<b>Total</b>	<b>338,000</b>				<b>68,000</b>				<b>406,000</b>

CON Summary:	Prior	18/19	19/20	20/21	21/22	22/23	23/24	Beyond	Total
Fed \$							1,047,310		1,047,310
Local Match							135,690		135,690
LSSRP Bond									
Local AC									
<b>Total</b>							<b>1,183,000</b>		<b>1,183,000</b>

Project #: 5954(156)



# 2018/19-2023/24 Highway Bridge Program

#21-00 SBD SBDLS08\_HBP

See the appropriate FTIP/FSTIP for current funding commitments. This listing provides the backup project information to support the lump sum amounts programmed in the FTIP.

District: 08 County: San Bernardino

Responsible Agency HBP-ID Project Description

San Bernardino County 4620 BRIDGE NO. 54C0291, NAT TRAILS HWY OVER MARBLE DITCH, 5.9 MI E KELBAKER RD. Replace 2 lane timber bridge with 2 lane bridge.

Phase Summary:	Prior	18/19	19/20	20/21	21/22	22/23	23/24	Beyond	Total
PE				360,000					360,000
R/W									
CON								1,345,400	1,345,400
<b>Total</b>				<b>360,000</b>				<b>1,345,400</b>	<b>1,705,400</b>
Fund Source Summary:	Prior	18/19	19/20	20/21	21/22	22/23	23/24	Beyond	Total
Fed \$				318,708				1,191,083	1,509,791
Local Match				41,292				154,317	195,609
LSSRP Bond									
Local AC									
<b>Total</b>				<b>360,000</b>				<b>1,345,400</b>	<b>1,705,400</b>
PE Summary:	Prior	18/19	19/20	20/21	21/22	22/23	23/24	Beyond	Total
Fed \$				318,708					318,708
Local Match				41,292					41,292
LSSRP Bond									
Local AC									
<b>Total</b>				<b>360,000</b>					<b>360,000</b>
CON Summary:	Prior	18/19	19/20	20/21	21/22	22/23	23/24	Beyond	Total
Fed \$								1,191,083	1,191,083
Local Match								154,317	154,317
LSSRP Bond									
Local AC									
<b>Total</b>								<b>1,345,400</b>	<b>1,345,400</b>

Project #:

## 2018/19-2023/24 Highway Bridge Program

#21-00 SBD SBDLS08\_HBP

See the appropriate FTIP/FSTIP for current funding commitments. This listing provides the backup project information to support the lump sum amounts programmed in the FTIP.

District: 08 County: San Bernardino

Responsible Agency HBP-ID Project Description

San Bernardino County 4579 BRIDGE NO. 54C0296, NAT TRAILS HWY OVER TERZILLA DITCH, 10.2 MI E KELBAKER RD. Replace 2-lane timber bridge with 2-lane bridge.

Phase Summary:	Prior	18/19	19/20	20/21	21/22	22/23	23/24	Beyond	Total
PE				430,000					430,000
R/W									
CON								1,675,800	1,675,800
<b>Total</b>				430,000				1,675,800	2,105,800
Fund Source Summary:	Prior	18/19	19/20	20/21	21/22	22/23	23/24	Beyond	Total
Fed \$				380,679				1,483,586	1,864,265
Local Match				49,321				192,214	241,535
LSSRP Bond									
Local AC									
<b>Total</b>				430,000				1,675,800	2,105,800
PE Summary:	Prior	18/19	19/20	20/21	21/22	22/23	23/24	Beyond	Total
Fed \$				380,679					380,679
Local Match				49,321					49,321
LSSRP Bond									
Local AC									
<b>Total</b>				430,000					430,000
CON Summary:	Prior	18/19	19/20	20/21	21/22	22/23	23/24	Beyond	Total
Fed \$								1,483,586	1,483,586
Local Match								192,214	192,214
LSSRP Bond									
Local AC									
<b>Total</b>								1,675,800	1,675,800

Project #:

## 2018/19-2023/24 Highway Bridge Program

#21-00 SBD SBDLS08\_HBP

See the appropriate FTIP/FSTIP for current funding commitments. This listing provides the backup project information to support the lump sum amounts programmed in the FTIP.

District: 08 County: San Bernardino

Responsible Agency HBP-ID Project Description

San Bernardino County 4621 BRIDGE NO. 54C0298, NAT TRAILS HWY OVER ADELIA DITCH, 11.1 MI E KELBAKER RD. Replace 2-Lane bridge with 2-lane bridge.

Phase Summary:	Prior	18/19	19/20	20/21	21/22	22/23	23/24	Beyond	Total
PE				410,000					410,000
R/W									
CON								1,664,600	1,664,600
<b>Total</b>				410,000				1,664,600	2,074,600
Fund Source Summary:	Prior	18/19	19/20	20/21	21/22	22/23	23/24	Beyond	Total
Fed \$				362,973				1,473,670	1,836,643
Local Match				47,027				190,930	237,957
LSSRP Bond									
Local AC									
<b>Total</b>				410,000				1,664,600	2,074,600
PE Summary:	Prior	18/19	19/20	20/21	21/22	22/23	23/24	Beyond	Total
Fed \$				362,973					362,973
Local Match				47,027					47,027
LSSRP Bond									
Local AC									
<b>Total</b>				410,000					410,000
CON Summary:	Prior	18/19	19/20	20/21	21/22	22/23	23/24	Beyond	Total
Fed \$								1,473,670	1,473,670
Local Match								190,930	190,930
LSSRP Bond									
Local AC									
<b>Total</b>								1,664,600	1,664,600

Project #:

## 2018/19-2023/24 Highway Bridge Program

#21-00 SBD SBDLS08\_HBP

See the appropriate FTIP/FSTIP for current funding commitments. This listing provides the backup project information to support the lump sum amounts programmed in the FTIP.

District: 08 County: San Bernardino

Responsible Agency HBP-ID Project Description

San Bernardino County 4622 BRIDGE NO. 54C0299, NAT TRAILS HWY OVER BELLOTA DITCH, 11.9 MI E KELBAKER RD. Replace 2 lane timber bridge with 2 lane bridge,

Phase Summary:	Prior	18/19	19/20	20/21	21/22	22/23	23/24	Beyond	Total
PE				370,000					370,000
R/W									
CON								1,485,400	1,485,400
Total				370,000				1,485,400	1,855,400
Fund Source Summary:	Prior	18/19	19/20	20/21	21/22	22/23	23/24	Beyond	Total
Fed \$				327,561				1,315,025	1,642,586
Local Match				42,439				170,375	212,814
LSSRP Bond									
Local AC									
Total				370,000				1,485,400	1,855,400
PE Summary:	Prior	18/19	19/20	20/21	21/22	22/23	23/24	Beyond	Total
Fed \$				327,561					327,561
Local Match				42,439					42,439
LSSRP Bond									
Local AC									
Total				370,000					370,000
CON Summary:	Prior	18/19	19/20	20/21	21/22	22/23	23/24	Beyond	Total
Fed \$								1,315,025	1,315,025
Local Match								170,375	170,375
LSSRP Bond									
Local AC									
Total								1,485,400	1,485,400

Project #:

# 2018/19-2023/24 Highway Bridge Program

#21-00 SBD SBDLS08\_HBP

See the appropriate FTIP/FSTIP for current funding commitments. This listing provides the backup project information to support the lump sum amounts programmed in the FTIP.

District: 08 County: San Bernardino

Responsible Agency HBP-ID Project Description

San Bernardino County 4623 BRIDGE NO. 54C0300, NAT TRAILS HWY OVER EDLOFT DITCH, 12.7 MI E KELBAKER RD. Replace 2 lane timber bridge with 2 lane bridge.

Phase Summary:	Prior	18/19	19/20	20/21	21/22	22/23	23/24	Beyond	Total
PE				370,000					370,000
R/W									
CON								1,485,400	1,485,400
<b>Total</b>				<b>370,000</b>				<b>1,485,400</b>	<b>1,855,400</b>
Fund Source Summary:	Prior	18/19	19/20	20/21	21/22	22/23	23/24	Beyond	Total
Fed \$				327,561				1,315,025	1,642,586
Local Match				42,439				170,375	212,814
LSSRP Bond									
Local AC									
<b>Total</b>				<b>370,000</b>				<b>1,485,400</b>	<b>1,855,400</b>
PE Summary:	Prior	18/19	19/20	20/21	21/22	22/23	23/24	Beyond	Total
Fed \$				327,561					327,561
Local Match				42,439					42,439
LSSRP Bond									
Local AC									
<b>Total</b>				<b>370,000</b>					<b>370,000</b>
CON Summary:	Prior	18/19	19/20	20/21	21/22	22/23	23/24	Beyond	Total
Fed \$								1,315,025	1,315,025
Local Match								170,375	170,375
LSSRP Bond									
Local AC									
<b>Total</b>								<b>1,485,400</b>	<b>1,485,400</b>

Project #:

# 2018/19-2023/24 Highway Bridge Program

#21-00 SBD SBDLS08\_HBP

See the appropriate FTIP/FSTIP for current funding commitments. This listing provides the backup project information to support the lump sum amounts programmed in the FTIP.

District: 08 County: San Bernardino

Responsible Agency HBP-ID Project Description

San Bernardino County 4624 BRIDGE NO. 54C0303, NAT TRAILS HWY OVER ATAJO DITCH, 14.3 MI E KELBAKER RD. Replace 2 lane timber bridge with 2 lane bridge.

Phase Summary:	Prior	18/19	19/20	20/21	21/22	22/23	23/24	Beyond	Total
PE				360,000					360,000
R/W									
CON								1,345,400	1,345,400
<b>Total</b>				<b>360,000</b>				<b>1,345,400</b>	<b>1,705,400</b>
Fund Source Summary:	Prior	18/19	19/20	20/21	21/22	22/23	23/24	Beyond	Total
Fed \$				318,708				1,191,083	1,509,791
Local Match				41,292				154,317	195,609
LSSRP Bond									
Local AC									
<b>Total</b>				<b>360,000</b>				<b>1,345,400</b>	<b>1,705,400</b>
PE Summary:	Prior	18/19	19/20	20/21	21/22	22/23	23/24	Beyond	Total
Fed \$				318,708					318,708
Local Match				41,292					41,292
LSSRP Bond									
Local AC									
<b>Total</b>				<b>360,000</b>					<b>360,000</b>
CON Summary:	Prior	18/19	19/20	20/21	21/22	22/23	23/24	Beyond	Total
Fed \$								1,191,083	1,191,083
Local Match								154,317	154,317
LSSRP Bond									
Local AC									
<b>Total</b>								<b>1,345,400</b>	<b>1,345,400</b>

Project #:

## 2018/19-2023/24 Highway Bridge Program

#21-00 SBD SBDLS08\_HBP

See the appropriate FTIP/FSTIP for current funding commitments. This listing provides the backup project information to support the lump sum amounts programmed in the FTIP.

District: 08 County: San Bernardino

Responsible Agency HBP-ID Project Description

San Bernardino County 4577 BRIDGE NO. 54C0311, NAT TRAILS HWY OVER TARECO DITCH, 19.2 MI E KELBAKER RD. Replace 2-Lane timber bridge with 2-Lane bridge.

Phase Summary:	Prior	18/19	19/20	20/21	21/22	22/23	23/24	Beyond	Total
PE				360,000					360,000
R/W									
CON								1,345,400	1,345,400
Total				360,000				1,345,400	1,705,400
Fund Source Summary:	Prior	18/19	19/20	20/21	21/22	22/23	23/24	Beyond	Total
Fed \$				318,708				1,191,083	1,509,791
Local Match				41,292				154,317	195,609
LSSRP Bond									
Local AC									
Total				360,000				1,345,400	1,705,400
PE Summary:	Prior	18/19	19/20	20/21	21/22	22/23	23/24	Beyond	Total
Fed \$				318,708					318,708
Local Match				41,292					41,292
LSSRP Bond									
Local AC									
Total				360,000					360,000
CON Summary:	Prior	18/19	19/20	20/21	21/22	22/23	23/24	Beyond	Total
Fed \$								1,191,083	1,191,083
Local Match								154,317	154,317
LSSRP Bond									
Local AC									
Total								1,345,400	1,345,400

Project #:

## 2018/19-2023/24 Highway Bridge Program

#21-00 SBD SBDLS08\_HBP

See the appropriate FTIP/FSTIP for current funding commitments. This listing provides the backup project information to support the lump sum amounts programmed in the FTIP.

District: 08 County: San Bernardino

Responsible Agency HBP-ID Project Description

San Bernardino County 4580 BRIDGE NO. 54C0312, NAT TRAILS HWY OVER AVA DITCH, 19.6 MI E KELBAKER RD. Replace 2-lane timber bridge with 2-lane bridge.

Phase Summary:	Prior	18/19	19/20	20/21	21/22	22/23	23/24	Beyond	Total
PE				410,000					410,000
R/W									
CON								1,664,600	1,664,600
<b>Total</b>				410,000				1,664,600	2,074,600
Fund Source Summary:	Prior	18/19	19/20	20/21	21/22	22/23	23/24	Beyond	Total
Fed \$				362,973				1,473,670	1,836,643
Local Match				47,027				190,930	237,957
LSSRP Bond									
Local AC									
<b>Total</b>				410,000				1,664,600	2,074,600
PE Summary:	Prior	18/19	19/20	20/21	21/22	22/23	23/24	Beyond	Total
Fed \$				362,973					362,973
Local Match				47,027					47,027
LSSRP Bond									
Local AC									
<b>Total</b>				410,000					410,000
CON Summary:	Prior	18/19	19/20	20/21	21/22	22/23	23/24	Beyond	Total
Fed \$								1,473,670	1,473,670
Local Match								190,930	190,930
LSSRP Bond									
Local AC									
<b>Total</b>								1,664,600	1,664,600

Project #:



# 2018/19-2023/24 Highway Bridge Program

#21-00 SBD SBDLS08\_HBP

See the appropriate FTIP/FSTIP for current funding commitments. This listing provides the backup project information to support the lump sum amounts programmed in the FTIP.

District: 08 County: San Bernardino

Responsible Agency HBP-ID Project Description

San Bernardino County 4582 BRIDGE NO. 54C0313, NAT TRAILS HWY OVER NICOLA DITCH, 20.6 MI E KELBAKER RD. Replace 2-lane timber with 2-lane timber bridge.

Phase Summary:	Prior	18/19	19/20	20/21	21/22	22/23	23/24	Beyond	Total
PE				450,000					450,000
R/W									
CON								1,835,400	1,835,400
<b>Total</b>				450,000				1,835,400	2,285,400
Fund Source Summary:	Prior	18/19	19/20	20/21	21/22	22/23	23/24	Beyond	Total
Fed \$				398,385				1,624,880	2,023,265
Local Match				51,615				210,520	262,135
LSSRP Bond									
Local AC									
<b>Total</b>				450,000				1,835,400	2,285,400
PE Summary:	Prior	18/19	19/20	20/21	21/22	22/23	23/24	Beyond	Total
Fed \$				398,385					398,385
Local Match				51,615					51,615
LSSRP Bond									
Local AC									
<b>Total</b>				450,000					450,000
CON Summary:	Prior	18/19	19/20	20/21	21/22	22/23	23/24	Beyond	Total
Fed \$								1,624,880	1,624,880
Local Match								210,520	210,520
LSSRP Bond									
Local AC									
<b>Total</b>								1,835,400	1,835,400

Project #:

## 2018/19-2023/24 Highway Bridge Program

#21-00 SBD SBDLS08\_HBP

See the appropriate FTIP/FSTIP for current funding commitments. This listing provides the backup project information to support the lump sum amounts programmed in the FTIP.

District: 08 County: San Bernardino

Responsible Agency HBP-ID Project Description

San Bernardino County 4583 BRIDGE NO. 54C0314, NAT TRAILS HWY OVER CALIFA DITCH, 21.2 MI E KELBAKER RD. Replace 2-lane timber with 2-Lane bridge.

Phase Summary:	Prior	18/19	19/20	20/21	21/22	22/23	23/24	Beyond	Total
PE				410,000					410,000
R/W									
CON								1,664,600	1,664,600
<b>Total</b>				410,000				1,664,600	2,074,600
Fund Source Summary:	Prior	18/19	19/20	20/21	21/22	22/23	23/24	Beyond	Total
Fed \$				362,973				1,473,670	1,836,643
Local Match				47,027				190,930	237,957
LSSRP Bond									
Local AC									
<b>Total</b>				410,000				1,664,600	2,074,600
PE Summary:	Prior	18/19	19/20	20/21	21/22	22/23	23/24	Beyond	Total
Fed \$				362,973					362,973
Local Match				47,027					47,027
LSSRP Bond									
Local AC									
<b>Total</b>				410,000					410,000
CON Summary:	Prior	18/19	19/20	20/21	21/22	22/23	23/24	Beyond	Total
Fed \$								1,473,670	1,473,670
Local Match								190,930	190,930
LSSRP Bond									
Local AC									
<b>Total</b>								1,664,600	1,664,600

Project #:

## 2018/19-2023/24 Highway Bridge Program

#21-00 SBD SBDLS08\_HBP

See the appropriate FTIP/FSTIP for current funding commitments. This listing provides the backup project information to support the lump sum amounts programmed in the FTIP.

District: 08 County: San Bernardino

Responsible Agency HBP-ID Project Description

San Bernardino County 4293 BRIDGE NO. 54C0315, NAT TRAILS HWY OVER ADENA DITCH, 21.9 MI E KELBAKER RD. Replace existing 2 lane bridge with new 2 lane bridge.

Phase Summary:	Prior	18/19	19/20	20/21	21/22	22/23	23/24	Beyond	Total
PE	360,000				140,000				500,000
R/W									
CON							1,345,400		1,345,400
<b>Total</b>	<b>360,000</b>				<b>140,000</b>		<b>1,345,400</b>		<b>1,845,400</b>
Fund Source Summary:	Prior	18/19	19/20	20/21	21/22	22/23	23/24	Beyond	Total
Fed \$	318,708				123,942		1,191,083		1,633,733
Local Match	41,292				16,058		154,317		211,667
LSSRP Bond									
Local AC									
<b>Total</b>	<b>360,000</b>				<b>140,000</b>		<b>1,345,400</b>		<b>1,845,400</b>
PE Summary:	Prior	18/19	19/20	20/21	21/22	22/23	23/24	Beyond	Total
Fed \$	318,708				123,942				442,650
Local Match	41,292				16,058				57,350
LSSRP Bond									
Local AC									
<b>Total</b>	<b>360,000</b>				<b>140,000</b>				<b>500,000</b>
CON Summary:	Prior	18/19	19/20	20/21	21/22	22/23	23/24	Beyond	Total
Fed \$							1,191,083		1,191,083
Local Match							154,317		154,317
LSSRP Bond									
Local AC									
<b>Total</b>							<b>1,345,400</b>		<b>1,345,400</b>

Project #: 5954(142)

## 2018/19-2023/24 Highway Bridge Program

#21-00 SBD SBDLS08\_HBP

See the appropriate FTIP/FSTIP for current funding commitments. This listing provides the backup project information to support the lump sum amounts programmed in the FTIP.

District: 08 County: San Bernardino

Responsible Agency HBP-ID Project Description

San Bernardino County 4584 BRIDGE NO. 54C0318, NAT TRAILS HWY OVER CLIPPER DITCH, 23.6 MI E KELBAKER RD. Replace 2-lane timber with 2-lane bridge.

Phase Summary:	Prior	18/19	19/20	20/21	21/22	22/23	23/24	Beyond	Total
PE				410,000					410,000
R/W									
CON								1,664,600	1,664,600
<b>Total</b>				410,000				1,664,600	2,074,600
Fund Source Summary:	Prior	18/19	19/20	20/21	21/22	22/23	23/24	Beyond	Total
Fed \$				362,973				1,473,670	1,836,643
Local Match				47,027				190,930	237,957
LSSRP Bond									
Local AC									
<b>Total</b>				410,000				1,664,600	2,074,600
PE Summary:	Prior	18/19	19/20	20/21	21/22	22/23	23/24	Beyond	Total
Fed \$				362,973					362,973
Local Match				47,027					47,027
LSSRP Bond									
Local AC									
<b>Total</b>				410,000					410,000
CON Summary:	Prior	18/19	19/20	20/21	21/22	22/23	23/24	Beyond	Total
Fed \$								1,473,670	1,473,670
Local Match								190,930	190,930
LSSRP Bond									
Local AC									
<b>Total</b>								1,664,600	1,664,600

Project #:

## 2018/19-2023/24 Highway Bridge Program

#21-00 SBD SBDLS08\_HBP

See the appropriate FTIP/FSTIP for current funding commitments. This listing provides the backup project information to support the lump sum amounts programmed in the FTIP.

District: 08 County: San Bernardino

Responsible Agency HBP-ID Project Description

San Bernardino County 4586 BRIDGE NO. 54C0319, NAT TRAILS HWY OVER IZZY DITCH, 24.2 MI E KELBAKER RD. Replace 2-lane timber with 2-lane bridge.

Phase Summary:	Prior	18/19	19/20	20/21	21/22	22/23	23/24	Beyond	Total
PE				410,000					410,000
R/W									
CON								1,664,600	1,664,600
<b>Total</b>				410,000				1,664,600	2,074,600
Fund Source Summary:	Prior	18/19	19/20	20/21	21/22	22/23	23/24	Beyond	Total
Fed \$				362,973				1,473,670	1,836,643
Local Match				47,027				190,930	237,957
LSSRP Bond									
Local AC									
<b>Total</b>				410,000				1,664,600	2,074,600
PE Summary:	Prior	18/19	19/20	20/21	21/22	22/23	23/24	Beyond	Total
Fed \$				362,973					362,973
Local Match				47,027					47,027
LSSRP Bond									
Local AC									
<b>Total</b>				410,000					410,000
CON Summary:	Prior	18/19	19/20	20/21	21/22	22/23	23/24	Beyond	Total
Fed \$								1,473,670	1,473,670
Local Match								190,930	190,930
LSSRP Bond									
Local AC									
<b>Total</b>								1,664,600	1,664,600

Project #:

## 2018/19-2023/24 Highway Bridge Program

#21-00 SBD SBDLS08\_HBP

See the appropriate FTIP/FSTIP for current funding commitments. This listing provides the backup project information to support the lump sum amounts programmed in the FTIP.

District: 08 County: San Bernardino

Responsible Agency HBP-ID Project Description

San Bernardino County 4585 BRIDGE NO. 54C0320, NAT TRAILS HWY OVER ELRITA DITCH, 24.6 MI E KELBAKER RD. Replace 2-lane timber with 2-lane bridge.

Phase Summary:	Prior	18/19	19/20	20/21	21/22	22/23	23/24	Beyond	Total
PE				410,000					410,000
R/W									
CON								1,664,600	1,664,600
<b>Total</b>				410,000				1,664,600	2,074,600
Fund Source Summary:	Prior	18/19	19/20	20/21	21/22	22/23	23/24	Beyond	Total
Fed \$				362,973				1,473,670	1,836,643
Local Match				47,027				190,930	237,957
LSSRP Bond									
Local AC									
<b>Total</b>				410,000				1,664,600	2,074,600
PE Summary:	Prior	18/19	19/20	20/21	21/22	22/23	23/24	Beyond	Total
Fed \$				362,973					362,973
Local Match				47,027					47,027
LSSRP Bond									
Local AC									
<b>Total</b>				410,000					410,000
CON Summary:	Prior	18/19	19/20	20/21	21/22	22/23	23/24	Beyond	Total
Fed \$								1,473,670	1,473,670
Local Match								190,930	190,930
LSSRP Bond									
Local AC									
<b>Total</b>								1,664,600	1,664,600

Project #:

## 2018/19-2023/24 Highway Bridge Program

#21-00 SBD SBDLS08\_HBP

See the appropriate FTIP/FSTIP for current funding commitments. This listing provides the backup project information to support the lump sum amounts programmed in the FTIP.

District: 08 County: San Bernardino

Responsible Agency HBP-ID Project Description

San Bernardino County 4587 BRIDGE NO. 54C0322, NAT TRAILS HWY OVER AXTON DITCH, 26.0 MI E KELBAKER RD. Replace 2-lane timber with 2-lane bridge.

Phase Summary:	Prior	18/19	19/20	20/21	21/22	22/23	23/24	Beyond	Total
PE				410,000					410,000
R/W									
CON								1,664,600	1,664,600
<b>Total</b>				410,000				1,664,600	2,074,600
Fund Source Summary:	Prior	18/19	19/20	20/21	21/22	22/23	23/24	Beyond	Total
Fed \$				362,973				1,473,670	1,836,643
Local Match				47,027				190,930	237,957
LSSRP Bond									
Local AC									
<b>Total</b>				410,000				1,664,600	2,074,600
PE Summary:	Prior	18/19	19/20	20/21	21/22	22/23	23/24	Beyond	Total
Fed \$				362,973					362,973
Local Match				47,027					47,027
LSSRP Bond									
Local AC									
<b>Total</b>				410,000					410,000
CON Summary:	Prior	18/19	19/20	20/21	21/22	22/23	23/24	Beyond	Total
Fed \$								1,473,670	1,473,670
Local Match								190,930	190,930
LSSRP Bond									
Local AC									
<b>Total</b>								1,664,600	1,664,600

Project #:

## 2018/19-2023/24 Highway Bridge Program

#21-00 SBD SBDLS08\_HBP

See the appropriate FTIP/FSTIP for current funding commitments. This listing provides the backup project information to support the lump sum amounts programmed in the FTIP.

District: 08 County: San Bernardino

Responsible Agency HBP-ID Project Description

San Bernardino County 4588 BRIDGE NO. 54C0323, NAT TRAILS HWY OVER BANDERA WASH, 26.1 MI E KELBAKER RD. Replace 2-lane timber with 2-lane bridge.

Phase Summary:	Prior	18/19	19/20	20/21	21/22	22/23	23/24	Beyond	Total
PE				560,000					560,000
R/W									
CON								2,629,200	2,629,200
<b>Total</b>				560,000				2,629,200	3,189,200
Fund Source Summary:	Prior	18/19	19/20	20/21	21/22	22/23	23/24	Beyond	Total
Fed \$				495,768				2,327,631	2,823,399
Local Match				64,232				301,569	365,801
LSSRP Bond									
Local AC									
<b>Total</b>				560,000				2,629,200	3,189,200
PE Summary:	Prior	18/19	19/20	20/21	21/22	22/23	23/24	Beyond	Total
Fed \$				495,768					495,768
Local Match				64,232					64,232
LSSRP Bond									
Local AC									
<b>Total</b>				560,000					560,000
CON Summary:	Prior	18/19	19/20	20/21	21/22	22/23	23/24	Beyond	Total
Fed \$								2,327,631	2,327,631
Local Match								301,569	301,569
LSSRP Bond									
Local AC									
<b>Total</b>								2,629,200	2,629,200

Project #:



# 2018/19-2023/24 Highway Bridge Program

#21-00 SBD SBDLS08\_HBP

See the appropriate FTIP/FSTIP for current funding commitments. This listing provides the backup project information to support the lump sum amounts programmed in the FTIP.

District: 08 County: San Bernardino

Responsible Agency HBP-ID Project Description

San Bernardino County 4453 BRIDGE NO. 54C0670, ROCK SPRINGS ROAD OVER MOJAVE RIVER, .9 MI E ARROWHEAD LK RD. Replace 2 lane bridge with 2 lane bridge. This project has limited HBP eligibility.

Phase Summary:	Prior	18/19	19/20	20/21	21/22	22/23	23/24	Beyond	Total
PE									
R/W		50,000	450,000						500,000
CON								13,995,000	13,995,000
Total		50,000	450,000					13,995,000	14,495,000
Fund Source Summary:	Prior	18/19	19/20	20/21	21/22	22/23	23/24	Beyond	Total
Fed \$			442,650					12,389,774	12,832,424
Local Match		5,735	51,615					1,605,227	1,662,577
LSSRP Bond									
Local AC		44,265	-44,265						
Total		50,000	450,000					13,995,000	14,495,000
PE Summary:	Prior	18/19	19/20	20/21	21/22	22/23	23/24	Beyond	Total
Fed \$									
Local Match									
LSSRP Bond									
Local AC									
Total									
R/W Summary:	Prior	18/19	19/20	20/21	21/22	22/23	23/24	Beyond	Total
Fed \$			442,650						442,650
Local Match		5,735	51,615						57,350
LSSRP Bond									
Local AC		44,265	-44,265						
Total		50,000	450,000						500,000
CON Summary:	Prior	18/19	19/20	20/21	21/22	22/23	23/24	Beyond	Total
Fed \$								12,389,774	12,389,774
Local Match								1,605,227	1,605,227
LSSRP Bond									
Local AC									
Total								13,995,000	13,995,000

Project #: 5954(135)

## 2018/19-2023/24 Highway Bridge Program

#21-00 SBD SBDLS08\_HBP

See the appropriate FTIP/FSTIP for current funding commitments. This listing provides the backup project information to support the lump sum amounts programmed in the FTIP.

District: 08 County: San Bernardino

Responsible Agency HBP-ID Project Description

San Bernardino County 4592 BRIDGE NO. PM00173, Bridge Preventive Maintenance Program (BPMP) various bridges in San Bernardino County. See Caltrans Local Assistance HBP website for backup list of projects.

Phase Summary:	Prior	18/19	19/20	20/21	21/22	22/23	23/24	Beyond	Total
PE					1,695,000				1,695,000
R/W									
CON								5,650,000	5,650,000
Total					1,695,000			5,650,000	7,345,000
Fund Source Summary:	Prior	18/19	19/20	20/21	21/22	22/23	23/24	Beyond	Total
Fed \$					1,500,584			5,001,945	6,502,529
Local Match					194,417			648,055	842,472
LSSRP Bond									
Local AC									
Total					1,695,000			5,650,000	7,345,000
PE Summary:	Prior	18/19	19/20	20/21	21/22	22/23	23/24	Beyond	Total
Fed \$					1,500,584				1,500,584
Local Match					194,417				194,417
LSSRP Bond									
Local AC									
Total					1,695,000				1,695,000
CON Summary:	Prior	18/19	19/20	20/21	21/22	22/23	23/24	Beyond	Total
Fed \$								5,001,945	5,001,945
Local Match								648,055	648,055
LSSRP Bond									
Local AC									
Total								5,650,000	5,650,000

Project #:

## 2018/19-2023/24 Highway Bridge Program

#21-00 SBD SBDLS08\_HBP

See the appropriate FTIP/FSTIP for current funding commitments. This listing provides the backup project information to support the lump sum amounts programmed in the FTIP.

District: 08 County: San Bernardino

Responsible Agency HBP-ID Project Description

Twentynine Palms 4059 BRIDGE NO. 00L0084, SPLIT ROCK AVENUE OVER TWENTYNINE PALMS FLOOD CONTROL CHANNEL. Replace two lane low water crossing with two lane bridge. (No added capacity)

Phase Summary:	Prior	18/19	19/20	20/21	21/22	22/23	23/24	Beyond	Total
PE	478,775								478,775
R/W	30,000				36,000				66,000
CON								2,393,875	2,393,875
<b>Total</b>	<b>508,775</b>				<b>36,000</b>			<b>2,393,875</b>	<b>2,938,650</b>
Fund Source Summary:	Prior	18/19	19/20	20/21	21/22	22/23	23/24	Beyond	Total
Fed \$	450,419				31,871			2,119,298	2,601,587
Local Match	58,356				4,129			274,577	337,063
LSSRP Bond									
Local AC									
<b>Total</b>	<b>508,775</b>				<b>36,000</b>			<b>2,393,875</b>	<b>2,938,650</b>
PE Summary:	Prior	18/19	19/20	20/21	21/22	22/23	23/24	Beyond	Total
Fed \$	423,860								423,860
Local Match	54,915								54,915
LSSRP Bond									
Local AC									
<b>Total</b>	<b>478,775</b>								<b>478,775</b>
R/W Summary:	Prior	18/19	19/20	20/21	21/22	22/23	23/24	Beyond	Total
Fed \$	26,559				31,871				58,430
Local Match	3,441				4,129				7,570
LSSRP Bond									
Local AC									
<b>Total</b>	<b>30,000</b>				<b>36,000</b>				<b>66,000</b>
CON Summary:	Prior	18/19	19/20	20/21	21/22	22/23	23/24	Beyond	Total
Fed \$								2,119,298	2,119,298
Local Match								274,577	274,577
LSSRP Bond									
Local AC									
<b>Total</b>								<b>2,393,875</b>	<b>2,393,875</b>

Project #: NBIL(533)

## 2018/19-2023/24 Highway Bridge Program

#21-00 SBD SBDLS08\_HBP

See the appropriate FTIP/FSTIP for current funding commitments. This listing provides the backup project information to support the lump sum amounts programmed in the FTIP.

District: 08 County: San Bernardino

Responsible Agency HBP-ID Project Description

Yucaipa 3246 BRIDGE NO. 00L0034, PENDLETON AVENUE, OVER OAK GLEN CREEK, BETWEEN OAK GLEN ROAD AND HIGHLAND. Replace 2 lane low water crossing with 2 lane bridge.

Phase Summary:	Prior	18/19	19/20	20/21	21/22	22/23	23/24	Beyond	Total
PE	424,000								424,000
R/W									
CON				11,863,000					11,863,000
<b>Total</b>	<b>424,000</b>			<b>11,863,000</b>					<b>12,287,000</b>

Fund Source Summary:	Prior	18/19	19/20	20/21	21/22	22/23	23/24	Beyond	Total
Fed \$	375,367			10,502,314					10,877,681
Local Match	48,633			1,360,686					1,409,319
LSSRP Bond									
Local AC									
<b>Total</b>	<b>424,000</b>			<b>11,863,000</b>					<b>12,287,000</b>

PE Summary:	Prior	18/19	19/20	20/21	21/22	22/23	23/24	Beyond	Total
Fed \$	375,367								375,367
Local Match	48,633								48,633
LSSRP Bond									
Local AC									
<b>Total</b>	<b>424,000</b>								<b>424,000</b>

CON Summary:	Prior	18/19	19/20	20/21	21/22	22/23	23/24	Beyond	Total
Fed \$				10,502,314					10,502,314
Local Match				1,360,686					1,360,686
LSSRP Bond									
Local AC									
<b>Total</b>				<b>11,863,000</b>					<b>11,863,000</b>

Project #: NBIL(506)

## 2018/19-2023/24 Highway Bridge Program

#21-00 SBD SBDLS08\_HBP

See the appropriate FTIP/FSTIP for current funding commitments. This listing provides the backup project information to support the lump sum amounts programmed in the FTIP.

District: 08 County: San Bernardino

Responsible Agency HBP-ID Project Description

Yucaipa 3244 BRIDGE NO. 00L0035, FREMONT STREET, OVER WILSON CREEK, BETWEEN OAK GLEN ROAD AND VISTA DRIVE. Replace 2 lane low water crossing with 2 lane bridge.

Phase Summary:	Prior	18/19	19/20	20/21	21/22	22/23	23/24	Beyond	Total
PE	320,000								320,000
R/W									
CON	2,780,000		1,053,333						3,833,333
<b>Total</b>	<b>3,100,000</b>		<b>1,053,333</b>						<b>4,153,333</b>

Fund Source Summary:	Prior	18/19	19/20	20/21	21/22	22/23	23/24	Beyond	Total
Fed \$	2,744,430		932,516						3,676,946
Local Match	355,570		120,817						476,387
LSSRP Bond									
Local AC									
<b>Total</b>	<b>3,100,000</b>		<b>1,053,333</b>						<b>4,153,333</b>

PE Summary:	Prior	18/19	19/20	20/21	21/22	22/23	23/24	Beyond	Total
Fed \$	283,296								283,296
Local Match	36,704								36,704
LSSRP Bond									
Local AC									
<b>Total</b>	<b>320,000</b>								<b>320,000</b>

CON Summary:	Prior	18/19	19/20	20/21	21/22	22/23	23/24	Beyond	Total
Fed \$	2,461,134		932,516						3,393,650
Local Match	318,866		120,817						439,683
LSSRP Bond									
Local AC									
<b>Total</b>	<b>2,780,000</b>		<b>1,053,333</b>						<b>3,833,333</b>

Project #: NBIL(508)

# 2018/19-2023/24 Highway Bridge Program

#21-00 SBD SBDLS08\_HBP

See the appropriate FTIP/FSTIP for current funding commitments. This listing provides the backup project information to support the lump sum amounts programmed in the FTIP.

District: 08 County: San Bernardino

Responsible Agency HBP-ID Project Description

Yucaipa 4025 BRIDGE NO. 00L0081, LIVE OAK CANYON ROAD OVER WILDWOOD CREEK. Replace 2-Lane Low-Water Crossing with 2-Lane Bridge.

Phase Summary:	Prior	18/19	19/20	20/21	21/22	22/23	23/24	Beyond	Total
PE	150,000				300,000				450,000
R/W									
CON								8,250,000	8,250,000
<b>Total</b>	<b>150,000</b>				<b>300,000</b>			<b>8,250,000</b>	<b>8,700,000</b>
Fund Source Summary:	Prior	18/19	19/20	20/21	21/22	22/23	23/24	Beyond	Total
Fed \$	132,795				265,590			7,303,725	7,702,110
Local Match	17,205				34,410			946,275	997,890
LSSRP Bond									
Local AC									
<b>Total</b>	<b>150,000</b>				<b>300,000</b>			<b>8,250,000</b>	<b>8,700,000</b>
PE Summary:	Prior	18/19	19/20	20/21	21/22	22/23	23/24	Beyond	Total
Fed \$	132,795				265,590				398,385
Local Match	17,205				34,410				51,615
LSSRP Bond									
Local AC									
<b>Total</b>	<b>150,000</b>				<b>300,000</b>				<b>450,000</b>
CON Summary:	Prior	18/19	19/20	20/21	21/22	22/23	23/24	Beyond	Total
Fed \$								7,303,725	7,303,725
Local Match								946,275	946,275
LSSRP Bond									
Local AC									
<b>Total</b>								<b>8,250,000</b>	<b>8,250,000</b>

Project #: NBIL(534)

## 2018/19-2023/24 Highway Bridge Program

#21-00 SBD SBDLS08\_HBP

See the appropriate FTIP/FSTIP for current funding commitments. This listing provides the backup project information to support the lump sum amounts programmed in the FTIP.

District: 08 County: San Bernardino

Responsible Agency HBP-ID Project Description

---

**MPO Summary:** San Bernardino Associated Governments

Number of Projects: 44

**Totals:**

	Prior	18/19	19/20	20/21	21/22	22/23	23/24	Beyond	Total
Fed \$	23,202,763	1,825,926	1,900,536	17,274,859	15,443,492	3,464,843	11,371,501	182,282,165	256,766,085
Local Match	3,006,184	242,303	7,822,967	2,238,141	2,000,868	448,907	1,410,214	15,378,351	32,547,935
LSSRP Bond							63,085	510,013	573,098
Local AC		44,265	58,480,218					-58,524,483	
Total for all Phases	26,208,947	2,112,494	68,203,721	19,513,000	17,444,360	3,913,750	12,844,800	139,646,046	289,887,118

SBDLS01 Exempt Grouped Projects for Safety Improvements - SHOPP Collision Reduction Program - <del>2019 FTIP Amendment #19-14</del> 2021 FTIP								
Agency	County	District EA	Notes	Project Description	Program Year (FFY)	Federal Funds	State Funds	Total Project Cost (in \$1000's)
Caltrans	SBd	1C29U	Carryover 2018 SHOPP Amendment #18H-000 approved by CTC March 21-22, 2018. New/Combine EAs 1C260, 1C270, 1C280, 1C290 into EA 1C29U SHOPP Amendment #16H-020 approved by CTC December 6-7, 2017.	I-10 in Loma Linda and Redlands, from Richardson Street Overcrossing to 0.1 mile west of Wabash Avenue Overcrossing. Roadside safety Improvements. Resolution FP-17-24 approved by CTC allocate PA&ED for \$350,000. Resolution FP-17-35 approved by CTC January 31-Feb.1, 2018 PS&E allocated for \$695,000 and R/W Sup for \$30,000. Construction Support/Capital and R/W Capital Funding Only.	2018/19	\$8,247	\$0	\$8,247
Caltrans	SBd	1J200	New: SHOPP Amendment #18H-004 approved by CTC August 15-16, 2018	On I-15 near Hesperia, from 0.1 mile north of the Route 138 Separation to Gish Overhead. Extend deceleration lane leading to southbound offramp. Resolution FP-18-02 authorized PA&ED funding only.	2018/19	\$775	\$0	\$775
Caltrans	SBd	1H820	<b>Revised project description per SHOPP Amendment 18H-012, CTC approved October 9-10, 2019.</b>	<b>On SR-138 near Hesperia, from <del>Cajon Boulevard to the Route 15 southbound offramp</del> 0.1 mile west to 0.2 mile east of Cajon Creek Bridge; also on Route 15, at 0.2 mile north of Route 138 (PM R21.6). Install traffic signals, realign Cajon Boulevard, widen southbound offramp, add left turn lane and construct curb ramps. Resolution FP-18-02 approved by CTC authorized PA&amp;ED funding only.</b>	2018/19	\$570	\$0	\$570
Caltrans	SBd	0R170	New: SHOPP Amendment #18H-000 approved by CTC March 21-22, 2018.	On I-40 near Barstow, from 1.4 miles east of Fort Cady Road Overcrossing to Crucero Road Undercrossing. Regrade Median Cross Slope. SHOPP Amendment #18H-000 approved by CTC March 21-22, 2018 PA&ED and R/W Capital Funding Only and Resolution FP-17-47 authorized PA&ED only \$3.2M.	2018/19	\$5,275	\$0	\$5,275
Caltrans	SBd	0R141	New: SHOPP Amendment #18H-000 approved by CTC March 21-22, 2018.	On I-40 near Needles, from Essex Road Overcrossing to 4.5 miles east of Homer Wash Bridge. Regrade Median Cross Slopes. SHOPP Amendment #18H-000 approved by CTC March 21-22, 2018 PA&ED and R/W Capital Funding Only and Resolution FP-17-47 authorized PA&ED only \$3.3M.	2018/19	\$8,306	\$0	\$8,306



SBDLS01 Exempt Grouped Projects for Safety Improvements - SHOPP Collision Reduction Program - <del>2019 FTIP Amendment #19-14</del>								
Agency	County	District EA	Notes	Project Description	Program Year (FFY)	Federal Funds	State Funds	Total Project Cost (in \$1000's)
Caltrans	SBd	1C300	Carryover 2018 SHOPP Amendment #18H-000 approved by CTC March 21-22, 2018. New: 2016 SHOPP CTC Approved 3/18/16	On I-10 in Redlands and Yucaipa, from Wabash Avenue to County Line Road. Construct roadside safety improvements. PS&E and R/W Support Funding Only - Resolution FP-17-61 approved by CTC June 27-28, 2018..	2018/19	\$460	\$0	\$460
Caltrans	SBd	0R150	Update: SHOPP Amendment #18H-003 approved by CTC June 27-28, 2018. Carryover 2018 SHOPP Amendment #18H-000 approved by CTC March 21-22, 2018. Update: SHOPP Amendment #16H-020 approved by CTC December 6-7, 2017. New: 2016 SHOPP CTC Approved 3/18/16	On I-40 near Essex, from west of Kelbaker Road to Essex Road. Re-grade and flatten median cross slope. PS&E, R/W Support, Construction Support/Capital Funding Only. Increased funding amount.	2018/19	\$35,430	\$0	\$35,430
Caltrans	SBd	1G450	Carryover 2018 SHOPP Amendment #18H-000 approved by CTC March 21-22, 2018. New: SHOPP Amendment #16H-007 approved by CTC October 19-20, 2016	On SR-62 in Twentynine Palms, from 0.1 mile west of to 0.4 mile east of Utah Trail. Install traffic signals meeting current American with Disabilities Act (ADA) standards, crosswalks and flashing beacon system. Construction Support/Capital and R/W Capital Funding Only.	2018/19	\$1,441	\$0	\$1,441

SBDLS01 Exempt Grouped Projects for Safety Improvements - SHOPP Collision Reduction Program - <del>2019 FTIP Amendment #19-14</del>								
Agency	County	District EA	Notes	Project Description	Program Year (FFY)	Federal Funds	State Funds	Total Project Cost (in \$1000's)
Caltrans	SBd	1H770	Carryover 2018 SHOPP Amendment #18H-000 approved by CTC March 21-22, 2018. New: 2016 SHOPP Amendment #16H-022 approved by CTC January 31-Feb. 1, 2018	On I-215 in the city of San Bernardino, from 0.2 mile south of Orange Show Road/Auto Center Drive to 0.2 mile north of Inland Center Drive. Lane reconfiguration and pavement widening. Resolution FP-17-35 approved by CTC January 31-Feb.1, 2018 PA&ED allocated for \$1,065,000. PS&E and R/W Support Funding Only. Financial Allocation Resolution FP-17-47 approved by CTC May 16-17, 2018 PS&E \$1.744M and R/W Support \$31K.	2018/19	\$1,646	\$0	\$1,646
Caltrans	SBd	0R142	Carryover 2018 SHOPP Amendment #18H-000 approved by CTC March 21-22, 2018. New: 2016 SHOPP CTC Approved 3/18/16	On I-40 in and near Needles, from 4.5 miles east of Homer Wash to Arizona state line. Regrade and flatten median cross slope. PS&E and R/W Support Funding Only.	2018/19	\$2,500	\$0	\$2,500
Caltrans	SBd	1F550	Carryover 2017 FTIP Amendment #16H-014	In Ontario, from 0.2 mile west of 4th Street Undercrossing to 0.2 miles east of Route 15 Junction. Install double luminaire lighting, replace sign panels and install high mast lighting. This will be combined with EA 08-0C250 (SBCTA) as a FCO.	2018/19	\$8,213	\$0	\$8,213
Caltrans	SBd	1E060	Carryover 2018 SHOPP Amendment #18H-000 approved by CTC March 21-22, 2018. New: SHOPP Amendment #16H-009 CTC approved December 7-8, 2016	On SR-18 in Victorville, from Amargosa Road to Cobalt Road. Construct raised curb median. PS&E and R/W Support Funding Only.	2018/19	\$1,630	\$0	\$1,630
Caltrans	SBd	1E611	CTIP Amend 18H-004 - 8/16/18	Near Twentynine Palms, from 3.4 to 2.8 miles west of Route 177 Junction. Widen shoulders to 8 feet, install shoulder and centerline rumble strips.	2018/19	\$2,019	\$0	\$2,019
				<b>FY 2018/19 100% SHOPP AC funded Sub-total</b>		<b>\$76,512</b>	<b>\$0</b>	<b>\$76,512</b>

SBDLS01 Exempt Grouped Projects for Safety Improvements - SHOPP Collision Reduction Program - <del>2019 FTIP Amendment #19-14</del>								
Agency	County	District EA	Notes	Project Description	Program Year (FFY)	Federal Funds	State Funds	Total Project Cost (in \$1000's)
Caltrans	SBd	1H820	Revised project description per SHOPP Amendment 18H-012, CTC approved October 9-10, 2019.	On SR-138 near Hesperia, from <del>Cajon Boulevard to the Route 15 southbound offramp</del> 0.1 mile west to 0.2 mile east of Cajon Creek Bridge; also on Route 15, at 0.2 mile north of Route 138 (PM R21.6). Install traffic signals, realign Cajon Boulevard, widen southbound offramp, add left turn lane and construct curb ramps. PS&E and R/W Support funding only.	2019/20	\$1,415	\$0	\$1,415
Caltrans	SBd	1E060	Amend 18H-007 - 1/30/19	On SR-18 in Victorville, from Amargosa Road to Cobalt Road. Construct raised curb median. Construction Support/Capital and R/W Capital Funding Only. (R/W)	2019/20	\$1,329	\$0	\$1,329
Caltrans	SBd	1E060	Amend 18H-007 - 1/30/19	On SR-18 in Victorville, from Amargosa Road to Cobalt Road. Construct raised curb median. Construction Support/Capital and R/W Capital Funding Only. (Const)	2019/20	\$9,720	\$0	\$9,720
Caltrans	SBd	1C300	Carryover 2018 SHOPP Amendment #18H-000 approved by CTC March 21-22, 2018. New: 2016 SHOPP CTC Approved 3/18/16	On I-10 in Redlands and Yucaipa, from Wabash Avenue to County Line Road. Construct roadside safety improvements. Construction Support/Capital and R/W Capital Funding Only.	2019/20	\$2,268	\$0	\$2,268
Caltrans	SBd	0R142	Update per Amendment 18H-008 CTC 3/13/19 Carryover 2018 SHOPP Amendment #18H-000 approved by CTC March 21-22, 2018. New: 2016 SHOPP CTC Approved 3/18/16	On I-40 in and near Needles, from 4.5 miles east of Homer Wash to Arizona state line. Regrade and flatten median cross slope. Construction Support/Capital and R/W Capital Funding Only.	2019/20	\$31,454	\$0	\$31,454
Caltrans	SBd	1F780	Carryover 2018 SHOPP Amendment #18H-000 approved by CTC March 21-22, 2018. New: 2016 SHOPP Amendment #16-011 CTC approved March 15-16, 2017	On US-95 near Needles, from Route 62 to 0.8 mile south of Route 40. Construct ground-in shoulder and centerline rumble strips. Resolution FP-17-35 approved by CTC January 31-Feb.1, 2018 PS&E allocated for \$700,000 and R/W Sup for \$30,000. Construction Support/Capital and R/W Capital Funding Only.	2019/20	\$1,850	\$0	\$1,850

SBDLS01 Exempt Grouped Projects for Safety Improvements - SHOPP Collision Reduction Program - <del>2019 FTIP Amendment #19-14</del>								
Agency	County	District EA	Notes	Project Description	Program Year (FFY)	Federal Funds	State Funds	Total Project Cost (in \$1000's)
Caltrans	SBd	1H770	Carryover 2018 SHOPP Amendment #18H-000 approved by CTC March 21-22, 2018. New: 2016 SHOPP Amendment #16H-022 approved by CTC January 31-Feb. 1, 2018	On I-215 in the city of San Bernardino, from 0.2 mile south of Orange Show Road/Auto Center Drive to 0.2 mile north of Inland Center Drive. Lane reconfiguration and pavement widening. Resolution FP-17-35 approved by CTC January 31-Feb.1, 2018 PA&ED allocated for \$1,065,000. Construction Support/Capital and R/W Capital Funding Only.	2019/20	\$8,408	\$0	\$8,408
Caltrans	SBd	0R141	New: SHOPP Amendment #18H-000 approved by CTC March 21-22, 2018.	On I-40 near Needles, from Essex Road Overcrossing to 4.5 miles east of Homer Wash Bridge. Regrade Median Cross Slopes. SHOPP Amendment #18H-000 approved by CTC March 21-22, 2018 PS&E and R/W Support Authorized Only.	2019/20	\$2,800	\$0	\$2,800
Caltrans	SBd	1F770	Carryover 2018 SHOPP Amendment #18H-000 approved by CTC March 21-22, 2018. New: 2016 SHOPP Amendment #16-011 CTC approved March 15-16, 2017	On SR-247 in and near Barstow, from 0.1 mile north of Boone Road to 0.7 mile south of Rimrock Road. Construct ground-in shoulder and centerline rumble strips. Resolution FP-17-24 approved by CTC allocate PS&E for \$720,000 and R/W for \$60,000. Construction Support/Capital and R/W Capital Funding Only.	2019/20	\$2,513	\$0	\$2,513
Caltrans	SBd	1J810	New SHOPP Amendment #18H-011 approved by CTC August 14-15, 2019.	Near Mountain Pass, from 2.8 miles north of Bailey Road to 0.8 mile south of Nipton Road. Construct median barrier.	2019/20	\$364	\$0	\$364
				<b>FY 2019/20 100% SHOPP AC funded Sub-total</b>		<b>\$62,121</b>	<b>\$0</b>	<b>\$62,121</b>
Caltrans	SBd	1H830	New: SHOPP Amendment #18H-003 approved by CTC June 27-28, 2018	SR-138 near Pinon Hills, from Los Angeles county line to 0.5 mile west of Phelan Road. Widen roadway to provide up to 14 foot median, widen shoulders, and construction rumble strips. PS&E and R/W Support Funding Only.	2020/21	\$875	\$0	\$875

SBDLS01 Exempt Grouped Projects for Safety Improvements - SHOPP Collision Reduction Program - <del>2019 FTIP Amendment #19-14</del>								
Agency	County	District EA	Notes	Project Description	Program Year (FFY)	Federal Funds	State Funds	Total Project Cost (in \$1000's)
Caltrans	SBd	1J200	New: SHOPP Amendment #18H-004 approved by CTC August 15-16, 2018	On I-15 near Hesperia, from 0.1 mile north of the Route 138 Separation to Gish Overhead. Extend deceleration lane leading to southbound offramp. Resolution FP-18-02 authorized PA&ED funding only.	2020-21	\$7,595	\$0	\$7,595
Caltrans	SBd	0R170	New: SHOPP Amendment #18H-000 approved by CTC March 21-22, 2018.	On I-40 near Barstow, from 1.4 miles east of Fort Cady Road Overcrossing to Crucero Road Undercrossing. Regrade Median Cross Slope. SHOPP Amendment #18H-000 approved by CTC March 21-22, 2018 PS&E and R/W Support Funding Only.	2020/21	\$2,200	\$0	\$2,200
Caltrans	SBd	0R141	New: SHOPP Amendment #18H-000 approved by CTC March 21-22, 2018.	On I-40 near Needles, from Essex Road Overcrossing to 4.5 miles east of Homer Wash Bridge. Regrade Median Cross Slopes. SHOPP Amendment #18H-000 approved by CTC March 21-22, 2018 Construction Authorized Only.	2020/21	\$29,000	\$0	\$29,000
Caltrans	SBd	1J810	New: 2018 SHOPP Amendment #18H-011 approved by CTC August 14-15, 2019.	On I-15 near Mountain Pass, from 2.8 miles north of Bailey Road to 0.8 mile south of Nipton Road. Construct median barrier.	2020/21	\$2,219	\$0	\$2,219
				<b>FY 2020-21 100% SHOPP AC funded Sub-total</b>		<b>\$41,889</b>	<b>\$0</b>	<b>\$41,889</b>
Caltrans	SBd	1H830	New: SHOPP Amendment #18H-003 approved by CTC June 27-28, 2018	SR-138 near Pinon Hills, from Los Angeles county line to 0.5 mile west of Phelan Road. Widen roadway to provide up to 14 foot median, widen shoulders, and construction rumble strips. Construction Support/Capital and R/W Capital Funding Only.	2021/22	\$7,400	\$0	\$7,400
Caltrans	SBd	1H820	<b>Revised project description per SHOPP Amendment 18H-012, CTC approved October 9-10, 2019.</b>	<b>On SR-138 near Hesperia, from <del>Cajon Boulevard to the Route 15 southbound offramp</del> 0.1 mile west to 0.2 mile east of Cajon Creek Bridge; also on Route 15, at 0.2 mile north of Route 138 (PM R21.6). Install traffic signals, realign Cajon Boulevard, widen southbound offramp, add left turn lane and construct curb ramps. Construction and R/W Capital and Construction Support funding only.</b>	<b>2021/22</b>	<b>\$4,223</b>	<b>\$0</b>	<b>\$4,223</b>
Caltrans	SBd	0R170	New: SHOPP Amendment #18H-000 approved by CTC March 21-22, 2018.	On I-40 near Barstow, from 1.4 miles east of Fort Cady Road Overcrossing to Crucero Road Undercrossing. Regrade Median Cross Slope. SHOPP Amendment #18H-000 approved by CTC March 21-22, 2018 Construction Funding Only.	2021/22	\$31,788	\$0	\$31,788

SBDLS01 Exempt Grouped Projects for Safety Improvements - SHOPP Collision Reduction Program - <del>2019 FTIP Amendment #19-14</del>								
Agency	County	District EA	Notes	Project Description	Program Year (FFY)	Federal Funds	State Funds	Total Project Cost (in \$1000's)
Caltrans	SBd	1C720	2018 SHOPP Amendment #18H-010 for CTC June 26-27 approval	On I-15. Near Barstow, from 0.3 mile south of Harvard Road to Rasor Road. Regrade and flatten median cross slope.	2021/22	\$18,228	\$0	\$18,228
				<b>FY 2021-22 100% SHOPP AC funded Sub-total</b>		<b>\$61,639</b>	<b>\$0</b>	<b>\$61,639</b>
<b>TOTAL</b>				<b>100% SHOPP AC funded</b>	<b>Total</b>	<b>\$242,161</b>	<b>\$0</b>	<b>\$242,161</b>

2019 FTIP #19-14: Revised project description for EA 1H820.

David Lee, Caltrans District 8 FTIP Manager

SBDLS011 Exempt Grouped Projects for Safety Improvements - SHOPP Mandates Program

Agency	County	District EA	Notes	Project Description	Program Year (Federal FY)	Federal Funds	State Funds	Total Project Cost (in \$1000's)
Caltrans	SBd	0R432	Carryover 2018 SHOPP Amendment #18H-000 approved by CTC March 21-22, 2018. Split/New: SHOPP Amendment #16H-017 approved by CTC August 16-17, 2017.	On SR-38 at various locations, from Eagle Mountain Drive to Route 38/18 Separation. Sediment control and stabilization. (Split from EA 0R430). Resolution FP-17-35 approved by CTC January 31-Feb.1, 2018 PS&E allocated for \$86,000 and R/W Sup for \$50,000. Construction Support/Capital and R/W Capital Funding Only.	2019/20	\$ 926	\$ -	\$ 926
<b>FY 2019-20 100% SHOPP AC funded Sub-total</b>						<b>\$ 926</b>	<b>\$ -</b>	<b>\$ 926</b>
Caltrans	SBd	1H390	Upsate: SHOPP Amendment #18H-008 approved CTC 3/13/19. SHOPP Amendment #18H-003 approved by CTC June 27-28, 2018. Resolution G-18-28 Amending Res G-18-13 approved by CTC May 16-17, 2018. Carryover 2018 SHOPP Amendment #18H-000 approved by CTC March 21-22, 2018. New SHOPP Amendment #16H-020 approved by CTC December 6-7, 2017.	Near Hesperia, from 0.6 mile north of Cleghorn Road Undercrossing to 0.5 mile south of Route 138 at the southbound Cajon Truck Facility; Also from 0.5 mile south of Cajon Summit to 1.8 miles south of Oak Hill Road (PM R25.5L/R26.8L) Construct new southbound weigh station and truck safety inspection facility at Cajon Pass and perform demo work at previous location, which was destroyed by the Blue Cut Fire.	2020/21	\$ 2,510	\$ -	\$ 2,510
<b>FY 2020-21 100% SHOPP AC funded Sub-total</b>						<b>\$ 2,510</b>	<b>\$ -</b>	<b>\$ 2,510</b>

100% Prior

SBDLS011 Exempt Grouped Projects for Safety Improvements - SHOPP Mandates Program ~~2019 FTIP Amendment #19-07~~

Agency	County	District EA	Notes	Project Description	Program Year (Federal FY)	Federal Funds	State Funds	Total Project Cost (in \$1000's)
Caltrans	SBd	1H390	Upsate: SHOPP Amendment #18H-008 approved CTC 3/13/19. SHOPP Amendment #18H-003 approved by CTC June 27-28, 2018. Resolution G-18-28 Amending Res G-18-13 approved by CTC May 16-17, 2018. Carryover 2018 SHOPP Amendment #18H-000 approved by CTC March 21-22, 2018. New SHOPP Amendment #16H-020 approved by CTC December 6-7, 2017.	Near Hesperia, from 0.6 mile north of Cleghorn Road Undercrossing to 0.5 mile south of Route 138 at the southbound Cajon Truck Facility; Also from 0.5 mile south of Cajon Summit to 1.8 miles south of Oak Hill Road (PM R25.5L/R26.8L) Construct new southbound weigh station and truck safety inspection facility at Cajon Pass and perform demo work at previous location, which was destroyed by the Blue Cut Fire.	2021/22	\$ 14,330	\$ -	\$ 14,330
				FY 2021-22 100% SHOPP AC funded Sub-total		\$ 14,330	\$ -	\$ 14,330
<b>Total</b>				100% SHOPP AC funded	Total	\$ 17,766	\$ -	\$ 17,766

2019 FTIP #19-07: Update EA: 1H390.


Anthony Liao, Caltrans District 8 Acting FTIP Manager



**SBDLS02 Exempt Grouped Projects for Pavement Resurfacing and/or Pavement Rehabilitation**  
**SHOPP Roadway Preservation Program**

2021 FTIP

~~2019 FTIP Amendment #19-09~~

Agency	County	District EA	Notes	Project Description	Program Year (Federal FY)	Federal Funds	State Funds	Total Project Cost (in
Caltrans	SBd	0G690	New: SHOPP Amendment #18H-000 approved by CTC March 21-22, 2018.	On SR-18 near Big Bear and Lucerne Valley, at various locations, from Route 38 at Big Bear Lake Dam to Artic Canyon Wash. Reline or replace culverts. SHOPP Amendment #18H-000 approved by CTC March 21-22, 2018 PA&ED and R/W Capital Funding Only and Resolution FP-17-47 authorized PA&ED \$1.192M.	2018/19	\$1,892	\$	\$1,892
Caltrans	SBd	1G520	New: SHOPP Amendment #18H-000 approved by CTC March 21-22, 2018.	On SR-18 in and near Adelanto, from Route 395 Junction to Los Angeles County line. Cold plane pavement and place Hot Mix Asphalt (HMA) and Rubberized Hot Mix Asphalt (RHMA) pavement. SHOPP Amendment #18H-000 approved by CTC March 21-22, 2018 PS&E and R/W Capital Authorize Only.	2018/19	\$629	\$	\$629
Caltrans	SBd	1F362	Carryover: 2018 SHOPP Amendment #18H-000 approved by CTC March 21-22, 2018. Update: 2016 SHOPP Amendment #16H-022 approved by CTC January 31-Feb. 1, 2018. G-13 Contingency Project on HQ list 8/23/16. Not on HQ SHOPP list 7/27/16. New: 2016 SHOPP Amendment #16H-000 CTC approved 3/18/16.	<div data-bbox="877 824 1165 857" style="border: 1px solid red; padding: 2px; display: inline-block;">100% Prior</div>  <p>On SR-210 in San Bernardino County, on Routes 71, 210, 215 and 259 at various locations. Replace existing guide signs with Type XI reflectivity. (PA&amp;ED, PS&amp;E, RW phases are programmed by CTC, but not on HQ G13 list 8/23/16, have to program construction support/capital in FFY 2020/21 per HQ direction to SCAG.) SHOPP Amendment #16H-022 increase Construction costs phase NOT Authorized increased signs from 89 to 149. Construction Support/Capital and R/W Capital Funding Only moved from SBDLS01 to SBDLS02.</p>	2018/19	\$2,704	\$ -	\$2,704

**SBDLS02 Exempt Grouped Projects for Pavement Resurfacing and/or Pavement Rehabilitation  
SHOPP Roadway Preservation Program**

2021 FTIP ~~2019 FTIP Amendment #19-09~~

Agency	County	District EA	Notes	Project Description	Program Year (Federal FY)	Federal Funds	State Funds	Total Project Cost (in
Caltrans	SBd	1F132	Update: SHOPP Amendment #18H-003 approved by CTC June 27-28, 2018. Carryover 2018 SHOPP Amendment #18H-000 approved by CTC March 21-22, 2018. New: 2016 SHOPP CTC Approved 3/18/16	On US-95 near Needles, from Goffs Road to Nevada State line. Rehabilitate pavement. PS&E and R/W Support Funding Only. Increased funding amount. Resolution #FP-17-61 approved by CTC June 27-28, 2018. SB1	2018/19	\$ 745	\$ -	\$ 745
				100% Prior				
Caltrans	SBd	1F361	Update: SHOPP Amendment #18H-003 approved by CTC June 27-28, 2018. Carryover 2018 SHOPP Amendment #18H-000 approved by CTC March 21-22, 2018. New: 2016 SHOPP CTC Approved 3/18/16. Project moved from SBDLS01 per HQ SHOPP list 7/27/16	On SR-60 in Pomona, Chino and Ontario, from Los Angeles County line to Riverside County line. Replace existing signs with retro-reflective sheeting. PS&E and R/W Support Funding Only. Increased funding amount. Resolution FP-17-61 approved by CTC June 27-28, 2018.	2018/19	\$448	\$ -	\$448

**SBDLS02 Exempt Grouped Projects for Pavement Resurfacing and/or Pavement Rehabilitation**  
**SHOPP Roadway Preservation Program**

2021 FTIP ~~2019 FTIP Amendment #19-09~~

Agency	County	District EA	Notes	Project Description	Program Year (Federal FY)	Federal Funds	State Funds	Total Project Cost (in
Caltrans	SBd	1F131	Update: SHOPP Amendment #18H-003 approved by CTC June 27-28, 2018. Carryover 2018 SHOPP Amendment #18H-000 approved by CTC March 21-22, 2018. New: 2016 SHOPP CTC Approved 3/18/16	On US-95 near Needles, from Route 62 to south of Havasu Lake Road. Rehabilitate pavement. PS&E and R/W Support Funding Only. Increased funding amount. Resolution #FP-17-61 approved by CTC June 27-28, 2018. SB1	2018/19	\$ 725	\$ -	\$ 725
				100% Prior				
Caltrans	SBd	1F133	Update: SHOPP Amendment #18H-003 approved by CTC June 27-28, 2018. Carryover 2018 SHOPP Amendment #18H-000 approved by CTC March 21-22, 2018. Update: 2016 SHOPP Amendment #16H-022 approved by CTC January 31-Feb. 1, 2018. New: 2016 SHOPP CTC Approved 3/18/16	On SR-62 near Vidal, from 3.8 miles west of Route 95 to Arizona State line. Rehabilitate pavement and upgrade guardrail. PS&E and R/W Support Funding Only. Increased funding amount. Resolution #FP-17-61 approved by CTC June 27-28, 2018. SB1	2018/19	\$ 1,137	\$ -	\$ 1,137

**SBDLS02 Exempt Grouped Projects for Pavement Resurfacing and/or Pavement Rehabilitation**  
**SHOPP Roadway Preservation Program**


2021 FTIP

~~2019 FTIP Amendment #19-09~~

Agency	County	District EA	Notes	Project Description	Program Year (Federal FY)	Federal Funds	State Funds	Total Project Cost (in
Caltrans	SBd	0G800	Update: SHOPP Amendment #18H-003 approved by CTC June 27-28, 2018. Carryover 2018 SHOPP Amendment #18H-000 approved by CTC March 21-22, 2018. New: 2016 SHOPP CTC Approved 3/18/16. Project moved from SBDLS01 per HQ SHOPP list 7/27/16.	On SR-38 near Big Bear Lake, from Zaca Road to Route 18. Replace culverts. PS&E and R/W Support Funding Only. Increase funding amount.	2018/19	\$4,552	\$ -	\$4,552
				100% Prior				
Caltrans	SBd	0K122	Update: SHOPP Amendment #18H-000 approved March 21-22, 2018. New: 2016 SHOPP Amendment 16H-000 CTC approved 3/18/16. moved from SBDLS01. G-13 Contingency Project on HQ list 8/23/16. Not on HQ SHOPP list 7/27/16.	On I-15 in Hesperia and Victorville, from Oak Hill Road to south of Bear Valley Road. Rehabilitate roadway. (PA&ED, PS&E, RW phases are programmed by CTC, have to program construction support/capital in FFY 2020/21 per HQ direction to SCAG/project not exempt.) SHOPP Amendment #18H-000 approved by CTC March 21-22, 2018 G13 Contingency Project PS&E and R/W Support Only. Financial Allocation Resolution FP-17-47 approved by CTC May 16-17, 2018 - PS&E \$5.3M and R/W Support \$210K SB1 Funding.	2018/19	\$ 5,510	\$ -	\$ 5,510


**SBDLS02 Exempt Grouped Projects for Pavement Resurfacing and/or Pavement Rehabilitation  
SHOPP Roadway Preservation Program**

2021 FTIP ~~2019 FTIP Amendment #19-09~~

Agency	County	District EA	Notes	Project Description	Program Year (Federal FY)	Federal Funds	State Funds	Total Project Cost (in
Caltrans	SBd	1E780	Carryover 2018 SHOPP Amendment #18H-000 approved by CTC March 21-22, 2018. Update: 2016 SHOPP Amendment #16H-022 approved by CTC January 31-Feb. 1, 2018. New: 2016 SHOPP CTC Approved 3/18/16. Project moved from SBDLS01 per HQ SHOPP list 7/27/16.	On SR-330 near Smiley Park, from 6.9 miles south of Running Springs to 3.4 miles east of Fork City Creek Bridge. Construct rockfall barrier to stabilize hillside slopes. Resolution FP-17-24 approved by CTC allocate PS&E for \$460,000 and R/W for \$20,000. Construction Support/Capital and R/W Capital Funding Only.  <div style="border: 1px solid red; display: inline-block; padding: 2px;">100% Prior</div> 	2018/19	\$3,585	\$ -	\$3,585
Caltrans	SBd	1H321	Carryover 2017 FTIP 1H321	In and near Ontario, from the Los Angeles County line to Route 15 Separation. Rehabilitate and replace lanes 3 and 4 including auxiliary lanes, ramps and bridge approaches. Financial Contribution Only (FCO) to SBCTA to be included in the Express Lane Project EA 0C251.	2018/19	\$109,542	\$ -	\$109,542

**SBDLS02 Exempt Grouped Projects for Pavement Resurfacing and/or Pavement Rehabilitation  
SHOPP Roadway Preservation Program**

2021 FTIP ~~2019 FTIP Amendment #19-09~~

Agency	County	District EA	Notes	Project Description	Program Year (Federal FY)	Federal Funds	State Funds	Total Project Cost (in
Caltrans	SBd	0K121	Update: 2018 SHOPP Amendment #18H-005 CTC approved 10/17/18. Update: 2018 SHOPP Amendment #18H-000 approved by CTC March 21-22, 2018. Update: 2016 SHOPP Amendment #16H-022 approved by CTC January 31-Feb. 1, 2018. New: 2016 SHOPP CTC Approved 3/18/16 moved from SBDLS01 per HQ SHOPP list 7/27/16.	On I-15 in and near Fontana and Rialto, from Sierra Avenue to Glen Helen Parkway. Rehabilitate roadway. Construction Support/Capital and R/W Capital Funding Only.	2018/19	\$ 28,933	\$ -	\$28,933
				<div data-bbox="898 812 1182 841" data-label="Text"> <p>100% Prior</p> </div> 				
				<b>FY 2018/19 100% SHOPP AC funded Sub-total</b>	<b>Sub-total</b>	<b>\$160,402</b>	<b>\$0</b>	<b>\$160,402</b>

**SBDLS02 Exempt Grouped Projects for Pavement Resurfacing and/or Pavement Rehabilitation  
SHOPP Roadway Preservation Program**

2021 FTIP

~~2019 FTIP Amendment #19-09~~

Agency	County	District EA	Notes	Project Description	Program Year (Federal FY)	Federal Funds	State Funds	Total Project Cost (in
Caltrans	SBd	0G800	Update: SHOPP Amendment #18H-003 approved by CTC June 27-28, 2018. Carryover 2018 SHOPP Amendment #18H-000 approved by CTC March 21-22, 2018. New: 2016 SHOPP CTC Approved 3/18/16. Project moved from SBDLS01 per HQ SHOPP list 7/27/16.	On SR-38 near Big Bear Lake, from Zaca Road to Route 18. Replace culverts. Construction Support/Capital and R/W Capital Funding Only. Increase funding amount.	<del>2019/20</del> 2020/21	\$5,477	\$ -	\$5,477
Caltrans	SBd	1F361	Update: SHOPP Amendment #18H-003 approved by CTC June 27-28, 2018. Carryover 2018 SHOPP Amendment #18H-000 approved by CTC March 21-22, 2018. New: 2016 SHOPP CTC Approved 3/18/16. Project moved from SBDLS01 per HQ SHOPP list 7/27/16.	On SR-60 in Pomona, Chino and Ontario, from Los Angeles County line to Riverside County line. Replace existing signs with retro-reflective sheeting. Construction Support/Capital and R/W Capital Funding Only. Increased funding amount.	2019/20	\$1,724	\$ -	\$1,724

100% Prior

## SBDLS02 Exempt Grouped Projects for Pavement Resurfacing and/or Pavement Rehabilitation

### SHOPP Roadway Preservation Program

2021 FTIP

~~2019 FTIP Amendment #19-09~~

Agency	County	District EA	Notes	Project Description	Program Year (Federal FY)	Federal Funds	State Funds	Total Project Cost (in
Caltrans	SBd	1G520	New: SHOPP Amendment #18H-000 approved by CTC March 21-22, 2018.	On SR-18 in and near Adelanto, from Route 395 Junction to Los Angeles County line. Cold plane pavement and place Hot Mix Asphalt (HMA) and Rubberized Hot Mix Asphalt (RHMA) pavement. SHOPP Amendment #18H-000 approved by CTC March 21-22, 2018 PS&E and R/W Support Authorized Only.	2019/20	\$1,665	\$	\$1,665
Caltrans	SBd	0K122	2018 SHOPP Amendment #18H-010 for CTC June 26-27 approval	On SR-15. In Hesperia and Victorville, from Oak Hill Road to south of Bear Valley Road. Rehabilitate roadway.	2019/20	\$ 175,411	\$ -	\$ 175,411
Caltrans	SBd	0K123	Carryover: 2018 SHOPP Amendment #18H-000 approved by CTC March 21-22, 2018. New: 2016 SHOPP CTC Approved 3/18/16 moved from SBDLS01 per HQ SHOPP list 7/27/16.	On I-15 in Barstow, from Outlet Center Drive to Mojave River Bridge. Rehabilitate pavement. Construction Support/Capital and R/W Capital Funding Only.	2019/20	\$ 28,908	\$ -	\$ 28,908

100% Prior



**SBDLS02 Exempt Grouped Projects for Pavement Resurfacing and/or Pavement Rehabilitation  
SHOPP Roadway Preservation Program**

2021 FTIP

~~2019 FTIP Amendment #19-09~~

Agency	County	District EA	Notes	Project Description	Program Year (Federal FY)	Federal Funds	State Funds	Total Project Cost (in
Caltrans	SBd	1F132	Update: Amendment #18H-009 May 2019 CTC; SHOPP Amendment #18H-003 approved by CTC June 27-28, 2018. Carryover 2018 SHOPP Amendment #18H-000 approved by CTC March 21-22, 2018. New: 2016 SHOPP CTC Approved 3/18/16	On US-95 near Needles, from Goffs Road to Nevada State line. Rehabilitate pavement. Construction Support/Capital and R/W Captital Funding Only. Increased funding amount. SB1	2019/20	\$ 7,799	\$ -	\$ 7,799
Caltrans	SBd	1F131	Update: SHOPP Amendment #18H-003 approved by CTC June 27-28, 2018. Carryover 2018 SHOPP Amendment #18H-000 approved by CTC March 21-22, 2018. New: 2016 SHOPP CTC Approved 3/18/16	On US-95 near Needles, from Route 62 to south of Havasu Lake Road. Rehabilitate pavement. Construction Supoort/Capital and R/W Capital Funding Only. Increased funding amount. SB1	2019/20	\$ 11,167	\$ -	\$ 11,167

100% Prior

**SBDLS02 Exempt Grouped Projects for Pavement Resurfacing and/or Pavement Rehabilitation**  
**SHOPP Roadway Preservation Program**

2021 FTIP

~~2019 FTIP Amendment #19-09~~

Agency	County	District EA	Notes	Project Description	Program Year (Federal FY)	Federal Funds	State Funds	Total Project Cost (in
Caltrans	SBd	1F133	Update: SHOPP Amendment #18H-003 approved by CTC June 27-28, 2018. Carryover 2018 SHOPP Amendment #18H-000 approved by CTC March 21-22, 2018. Update: 2016 SHOPP Amendment #16H-022 approved by CTC January 31-Feb. 1, 2018. New: 2016 SHOPP CTC Approved 3/18/16	On SR-62 near Vidal, from 3.8 miles west of Route 95 to Arizona State line. Rehabilitate pavement and upgrade guardrail. Construction Support/Capital and R/W Capital Funding Only. Increased funding amount. SB1	2019/20	\$ 14,074	\$ -	\$ 14,074
				100% Prior				
				<b>FY 2019/20 100% SHOPP AC funded Sub-total</b>	<b>Sub-total</b>	<del>\$246,225</del>	<del>\$0</del>	<del>\$246,225</del>
						<del>\$240,748</del>		<del>\$240,748</del>
Caltrans	SBd	0G691	Carryover: 2018 SHOPP Amendment #18H-000 approved by CTC March 21-22, 2018. New: SHOPP Amendment #16H-019 approved by CTC October 18-19, 2017	SR-18 in and near Arrowhead, from 48th Street to Route 138. Repair, reline and replace culverts. PA&ED is the only authorized phase- all other phases future funding in 2021/22. Also see Resolution FP-17-13 approved by CTC October 18-19, 2017 allocation of PA&ED. PS&E and R/W Support Funding Only.	2020/21	\$2,330	\$ -	\$2,330
Caltrans	SBd	0G690	New: SHOPP Amendment #18H-000 approved by CTC March 21-22, 2018.	On SR-18 near Big Bear and Lucerne Valley, at various locations, from Route 38 at Big Bear Lake Dam to Artic Canyon Wash. Reline or replace culverts. SHOPP Amendment #18H-000 approved by CTC March 21-22, 2018 PS&E and R/W Support Funding Only.	2020/21	\$4,201	\$	\$4,201

**SBDLS02 Exempt Grouped Projects for Pavement Resurfacing and/or Pavement Rehabilitation**  
**SHOPP Roadway Preservation Program**

2021 FTIP ~~2019 FTIP Amendment #19-09~~

Agency	County	District EA	Notes	Project Description	Program Year (Federal FY)	Federal Funds	State Funds	Total Project Cost (in
Caltrans	SBd	1G520	New: SHOPP Amendment #18H-000 approved by CTC March 21-22, 2018.	On SR-18 in and near Adelanto, from Route 395 Junction to Los Angeles County line. Cold plane pavement and place Hot Mix Asphalt (HMA) and Rubberized Hot Mix Asphalt (RHMA) pavement. SHOPP Amendment #18H-000 approved by CTC March 21-22, 2018 PS&E and R/W Support Authorized Only.	2020/21	\$18,808	\$	\$18,808
				<b>FY 2020/21 100% SHOPP AC funded Sub-total</b>	<b>Sub-total</b>	<del>\$25,339</del> \$30,816	\$0	<del>\$25,339</del> \$30,816
Caltrans	SBd	0G691	Carryover: 2018 SHOPP Amendment #18H-000 approved by CTC March 21-22, 2018. New: SHOPP Amendment #16H-019 approved by CTC October 18-19, 2017	SR-18 in and near Arrowhead, from 48th Street to Route 138. Repair, reline and replace culverts. PA&ED is the only authorized phase- all other phases future funding in 2021/22. Also see Resolution FP-17-13 approved by CTC October 18-19, 2017 allocation of PA&ED. Construction Support/Capital and R/W Capital Funding Only.	2021/22	\$8,629	\$ -	\$8,629
Caltrans	SBd	0G690	New: SHOPP Amendment #18H-000 approved by CTC March 21-22, 2018.	On SR-18 near Big Bear and Lucerne Valley, at various locations, from Route 38 at Big Bear Lake Dam to Artic Canyon Wash. Reline or replace culverts. SHOPP Amendment #18H-000 approved by CTC March 21-22, 2018 Construction Funding Only.	2021/22	\$5,524	\$	\$5,524
				<b>FY 2021/22 100% SHOPP AC funded Sub-total</b>	<b>Sub-total</b>	<b>\$14,153</b>	<b>\$0</b>	<b>\$14,153</b>
<b>Total</b>				<b>100% SHOPP AC funded</b>	<b>Total</b>	<b>\$446,119</b>	<b>\$0</b>	<b>\$446,119</b>

2019 FTIP #19-09: EA 0K122 cost and description update (19/20)

David Lee, Caltrans District 8 FTIP Manager

**SBDLS04 Exempt Grouped Projects for Safety Improvements - SHOPP Mobility Program ~~2019~~ FTIP**  
**~~Amendment Modification #19 09~~ 2021**

Agency	County	District EA	Notes	Project Description	Program Year (Federal FY)	Federal Funds	State Funds	Total Project Cost (in \$1000's)
Caltrans	SBd	1G550	New: SHOPP Amendment #18H-000 approved by CTC March 21-22, 2018.	On I-40 near Newberry Springs, at 5.6 miles east of Fort Cady Road Overcrossing. Replace the existing Weigh-in-Motion (WIM) system to meet current standards. SHOPP Amendment #18H-000 approved by CTC on March 21-22, 2018 PA&ED and R/W Capital Funding Only and Resolution FP-17-47 authorized PA&ED only \$310K.	2018/19	\$321	\$	\$321

100% Prior

**SBDLS04 Exempt Grouped Projects for Safety Improvements - SHOPP Mobility Program ~~2019~~ FTIP  
Amendment Modification #19-09 ~~2021~~**

Caltrans	SBd	47642	Carryover 2018 SHOPP Amendment #18H-000 approved by CTC March 21-22, 2018. New: 2016 SHOPP Resolution FP-17-02 approved by CTC August 16-17, 2017. PA&ED phase only.	On I-215 in and near the city of San Bernardino, from Route 215/10 Connector to Route 215/15 Junction; also on Route 259 from Route 259/215 Separation to Route 259/210 Junction. Install wireless Vehicle Detection Stations (VDS), Changeable Message Signs (CMS), Closed Circuit Television (CCTV) and Fiber Optic elements. PS&E and R/W Support Funding Only.	2018/19	\$879	\$ -	\$879
Caltrans	SBd	0G790	Carryover 2018 SHOPP Amendment #18H-000 approved by CTC March 21-22, 2018. New: SHOPP Amendment #16H-019 approved by CTC October 18-19, 2017	SR-71 near Chino Hills, from the Los Angeles County line to the Riverside County line; also in Riverside County, from San Bernardino County line to Route 91 (PM R0.0 to PM R3.0). Replace and upgrade existing communication elements, and install Closed Circuit Television Cameras (CCTV) for the Traffic Management System (TMS). Also see Resolution FP-17-13 approved by CTC October 18-19, 2017 allocation of PA&ED for \$561,000. PS&E and R/W Support Funding Only.	2018/19	\$ 1,474	\$ -	\$ 1,474

100% Prior

**SBDLS04 Exempt Grouped Projects for Safety Improvements - SHOPP Mobility Program ~~2019 FTIP~~ 2021**  
**~~Amendment Modification #19-09~~**

Caltrans	SBd	38423	Carryover 2018 SHOPP Amendment #18H-000 approved by CTC March 21-22, 2018. New: 2016 SHOPP Resolution FP-17-02 approved by CTC August 16-17, 2017. PA&ED phase only.	On I-10 in and near Redlands, from Route 210/10 Junction to the Riverside County line. Install wireless Vehicle Detection Stations (VDS) pole, Changeable Message Signs (CMS), Closed Circuit Television (CCTV), Data Node Cabinet and Fiber Optic elements. PS&E, Construction & R/W Support/Capital Funding Only. Financial Allocation Resolution FP-17-47 approved by CTC May 16-17, 2018 - PS&E \$1M and R/W Support \$10K SB1 Funding.	2018/19	\$10,274	\$ -	\$10,274
----------	-----	-------	--	---	---------	----------	------	----------

100% Prior

<b>SBDLS04 Exempt Grouped Projects for Safety Improvements - SHOPP Mobility Program <del>2019</del> FTIP</b> <b><del>Amendment Modification #19-09</del></b> <span style="float: right;"><del>2021</del></span>									
Caltrans	SBd	1G210	Carryover 2018 SHOPP Amendment #18H-000 approved by CTC March 21-22, 2018. Update: 2016 SHOPP Amendment #16H-022 approved by CTC January 31-Feb.1, 2108. New: 2016 SHOPP CTC Approved 3/18/16. Project moved from SBDLS011 per HQ SHOPP list 7/27/16	On SR-210 in Rancho cucamonga and Fontana, from East Avenue to west of Beech Avenue; also on Route 15 at Route 210/15 Separation. Install Transportation Management System (TMS) elements. Construction Support/Capital and R/W Capital Funding Only.	2018/19	\$	3,161	\$ -	\$ 3,161
				<b>FY 2018/19 100% SHOPP AC funded Sub-total</b>	<b>Sub-total</b>		<b>\$16,109</b>	<b>\$0</b>	<b>\$16,109</b>

100% Prior

**SBDLS04 Exempt Grouped Projects for Safety Improvements - SHOPP Mobility Program ~~2019~~ FTIP  
~~Amendment Modification #19-09~~ 2021**

Caltrans	SBd	47642	Carryover 2018 SHOPP Amendment #18H-000 approved by CTC March 21-22, 2018. New: 2016 SHOPP Resolution FP-17-02 approved by CTC August 16-17, 2017. PA&ED phase only.	On I-215 in and near the city of San Bernardino, from Route 215/10 Connector to Route 215/15 Junction; also on Route 259 from Route 259/215 Separation to Route 259/210 Junction. Install wireless Vehicle Detection Stations (VDS), Changeable Message Signs (CMS), Closed Circuit Television (CCTV) and Fiber Optic elements. Construction Support/Capital and R/W Capital Funding Only.	2019/20	\$11,178	\$ -	\$11,178
----------	-----	-------	--	--	---------	----------	------	----------

100% Prior



<b>SBDLS04 Exempt Grouped Projects for Safety Improvements - SHOPP Mobility Program <del>2019-FTIP</del></b> <b><del>Amendment Modification #19-09</del></b> <span style="float: right;"><del>2021</del></span>									
Caltrans	SBd	0G790	2018 SHOPP Amendment #18H-010 for CTC June 26-27 approval	On SR-71. Near Chino Hills, from the Los Angeles County line to the Riverside County line (PM 8.478); also in Riverside County, from San Bernardino County line to Route 91 (PM R0.0 to PM R3.0). Replace and upgrade existing communication elements and install Closed Circuit Television Cameras (CCTV) for the Traffic Management System (TMS).	2019/20	\$	12,897	\$ -	\$ 12,897
Caltrans	SBd	1G550	New: SHOPP Amendment #18H-000 approved by CTC March 21-22, 2018.	On I-40 near Newberry Springs, at 5.6 miles east of Fort Cady Road Overcrossing. Replace the existing Weigh-in-Motion (WIM) system to meet current standards. SHOPP Amendment #18H-000 approved by CTC on March 21-22, 2018 PS&E and R/W Support Funding Only.	2019/20		\$625	\$	\$625
				<b>FY 2019/20 100% SHOPP AC funded Sub-total</b>	<b>Sub-total</b>		<b>\$24,700</b>	<b>\$0</b>	<b>\$24,700</b>

100% Prior

<b>SBDLS04 Exempt Grouped Projects for Safety Improvements - SHOPP Mobility Program <del>2019</del> FTIP</b> <b><del>Amendment Modification #19-09</del> 2021</b>								
Caltrans	SBd	1G550	New: SHOPP Amendment #18H-000 approved by CTC March 21-22, 2018.	On I-40 near Newberry Springs, at 5.6 miles east of Fort Cady Road Overcrossing. Replace the existing Weigh-in-Motion (WIM) system to meet current standards. SHOPP Amendment #18H-000 approved by CTC on March 21-22, 2018 Construction Funding Only.	2020/21	\$2,800	\$	\$2,800
				<b>FY 2020/21 100% SHOPP AC funded Sub-total</b>	<b>Sub-total</b>	<b>\$2,800</b>	<b>\$0</b>	<b>\$2,800</b>
<b>Total</b>				<b>100% SHOPP AC funded</b>	<b>Total</b>	<b>\$43,609</b>	<b>\$0</b>	<b>\$43,609</b>
<b>2019 FTIP #19-09: EA 0G790 cost and description update (19/20)</b>								
<b>David Lee, Caltrans District 8 FTIP Manager</b>								

**SBDLS07 Exempt Grouped Projects for Bridge Rehabilitation and Reconstruction****SHOPP Bridge Preservation Program 2021 FTIP****~~2019 FTIP Amendment Modification #19-02~~**

Agency	County	District EA	Notes	Project Description	Program Year (FFY)	Federal Funds	State Funds	Total Project Cost (in \$1000's)
Caltrans	SBd	1G830	New: SHOPP Amendment #18H-000 approved by CTC March 21-22, 2018.	On I-40 near Needles, at the Halfway Hills Wash Bridge No. 54-0799L/R. Retrofit bridge footings, replace and expand Rock Slope Protection (RSP) limits. SHOPP Amendment #18H-000 approved by CTC March 21-22, 2018 PA&ED and R/W Capital Funding Only and Resolution FP-17-47 authorized PA&ED only \$1.393M.	2018/19	\$ 1,423	\$	\$ 1,423
Caltrans	SBd	1G280	New: SHOPP Amendment #18H-000 approved by CTC March 21-22, 2018.	On SR-18 in Victorville, at Majave River Bridge No. 54-0307; also on Route 10 at Colton Overhead No. 54-0464R (PM R22.36); and Route 210 North/Route 10 East Connector Overhead No. 54-0482G (PM 3.72). Various repairs to three bridges. SHOPP Amendment #18H-000 approved by CTC March 21-22, 2018 PA&ED and R/W Capital Funding Only and Resolution FP-17-47 authorized PA&ED only \$320K.	2018/19	\$382	\$	\$382
				<i>FY 2018/19 100% SHOPP AC funded Total</i>	<i>Sub-total</i>	\$ 1,805	\$ -	\$ 1,805

**SBDLS07 Exempt Grouped Projects for Bridge Rehabilitation and Reconstruction**

**SHOPP Bridge Preservation Program 2021 FTIP**

**~~2019 FTIP Amendment Modification #19 02~~**

Agency	County	District EA	Notes	Project Description	Program Year (FFY)	Federal Funds	State Funds	Total Project Cost (in \$1000's)
Caltrans	SBd	1G280	New: SHOPP Amendment #18H-000 approved by CTC March 21-22, 2018.	On SR-18 in Victorville, at Majave River Bridge No. 54-0307; also on Route 10 at Colton Overhead No. 54-0464R (PM R22.36); and Route 210 North/Route 10 East Connector Overhead No. 54-0482G (PM 3.72). Various repairs to three bridges. SHOPP Amendment #18H-000 approved by CTC March 21-22, 2018 PS&E and R/W Support Funding Only.	2019/20	\$880	\$	\$880

100% Prior

<p align="center"><b>SBDLS07 Exempt Grouped Projects for Bridge Rehabilitation and Reconstruction</b>  <b>SHOPP Bridge Preservation Program</b> <span style="color: red;">2021 FTIP</span>  <del>2019 FTIP Amendment Modification #19 02</del></p>								
Agency	County	District EA	Notes	Project Description	Program Year (FFY)	Federal Funds	State Funds	Total Project Cost (in \$1000's)
Caltrans	SBd	1F730	Update: 2018 SHOPP Amendment #18H-001 approved by CTC May 16-17, 2018. Carryover 2018 SHOPP Amendment #18H-000 approved by CTC March 21-22, 2018. New: 2016 SHOPP Amendment #16H-000 CTC approved 3/18/16. G-13 Contingency Project on HQ list 8/23/16.	On I-215 in Colton, from 0.3 mile south to 0.3 north of Washington Street Overcrossing No. 54-0530. Replace overcrossing. (PA&ED, PS&E, RW phases are programmed by CTC, but not on HQ G13 list 8/23/16, have to program construction support/capital in FFY 2020/21 per HQ direction to SCAG.) Resolution FP-17-24 approved by CTC allocate PS&E for \$3,358,000. Construction and R/W Capital Funding Only.	<del>2019/20</del> <span style="color: red;">2020/21</span>	\$ 27,052	\$ -	\$ 27,052
				<i>FY 2019/20 100% SHOPP AC funded Total</i>	<i>Sub-total</i>	<b>\$27,932</b>	<b>\$0</b>	<b>\$27,932</b>

**SBDLS07 Exempt Grouped Projects for Bridge Rehabilitation and Reconstruction**  
**SHOPP Bridge Preservation Program 2021 FTIP**  
~~**2019 FTIP Amendment Modification #19-02**~~

Agency	County	District EA	Notes	Project Description	Program Year (FFY)	Federal Funds	State Funds	Total Project Cost (in \$1000's)
Caltrans	SBd	1G830	New: SHOPP Amendment #18H-000 approved by CTC March 21-22, 2018.	On I-40 near Needles, at the Halfway Hills Wash Bridge No. 54-0799L/R. Retrofit bridge footings, replace and expand Rock Slope Protection (RSP) limits. SHOPP Amendment #18H-000 approved by CTC March 21-22, 2018 PS&ED and R/W Support Funding Only.	2020/21	\$ 1,958	\$	\$ 1,958
Caltrans	SBd	0R380	<i>Carryover 2018 SHOPP Amendment #18H-000 approved by FHWA March 21-22, 2018. New Long Lead: SHOPP Amendment #16H-014 approved by CTC June 28-29, 2017.</i>	<i>I-40 near Needles, from Park Moabi Road to Topock Road at the Colorado River Bridge No. 54-0415. Bridge rehabilitation and/or replacement. Caltrans will be the Lead Agency and share half of all costs with ADOT per a signed Letter of Intent. PA&amp;ED and R/W are the only authorized phase. All other phases are preliminary estimates for information only: PS&amp;E \$3,759, Con Sup \$8,332 and Con \$28,800. Per CTIPS: PS&amp;E and R/W Support Future Funding Need Resolution FP-17-02.</i>	2020/21	\$ 4,190	\$ -	\$ 4,190

**SBDLS07 Exempt Grouped Projects for Bridge Rehabilitation and Reconstruction****SHOPP Bridge Preservation Program** 2021 FTIP~~2019 FTIP Amendment Modification #19 02~~

Agency	County	District EA	Notes	Project Description	Program Year (FFY)	Federal Funds	State Funds	Total Project Cost (in \$1000's)
Caltrans	SBd	1J210	Carryover 2018 SHOPP Amendment #18H-000 approved by CTC March 21-22, 2018. New: SHOPP Amendment #16H-019 CTC approved October 18-19, 2017.	I-10 in San Bernardino County, at the Etiwanda San Sevain FCC Br. No. 54-0454L, Colton Overhead Bridge No. 54-0464R; also on Route 60 at Ramona Avenue Overcrossing Bridge No. 54-0745 (PM R1.37). In Riverside County, on route 10 at Highland Springs Avenue Undercrossing Bridge No. 56-0432 (PM 9.3) and at Eagle Mountain Road Bridge No. 56-0575L/R (PM R102.0). Improve freight corridor movement by modifying and replacing brdges to meet vertical clearance and load-carrying capacity standards. PA&ED is the only authorized phase in FY 17/18 all others FY 20/21. Resolution FP-17-13 approved by CTC October 18-19, 2017 allocation of PA&ED. Per CTIPS PS&E, R/W and Construction Future Funds Need.	2020/21	\$ 76,620	\$ -	\$ 76,620
						\$109,820		\$109,820
				<i>FY 2020/21 100% SHOPP AC funded Total</i>	<i>Sub-total</i>	\$ 82,768	\$ -	\$ 82,768

<p align="center"><b>SBDLS07 Exempt Grouped Projects for Bridge Rehabilitation and Reconstruction</b>  <b>SHOPP Bridge Preservation Program</b> 2021 FTIP  <del>2019 FTIP Amendment Modification #19 02</del></p>								
Agency	County	District EA	Notes	Project Description	Program Year (FFY)	Federal Funds	State Funds	Total Project Cost (in \$1000's)
Caltrans	SBd	1G830	New: SHOPP Amendment #18H-000 approved by CTC March 21-22, 2018.	On I-40 near Needles, at the Halfway Hills Wash Bridge No. 54-0799L/R. Retrofit bridge footings, replace and expand Rock Slope Protection (RSP) limits. SHOPP Amendment #18H-000 approved by CTC March 21-22, 2018 Construction Funding Only.	2021/22	\$ 12,190	\$	\$ 12,190
Caltrans	SBd	1G280	New: SHOPP Amendment #18H-000 approved by CTC March 21-22, 2018.	On SR-18 in Victorville, at Majave River Bridge No. 54-0307; also on Route 10 at Colton Overhead No. 54-0464R (PM R22.36); and Route 210 North/Route 10 East Connector Overhead No. 54-0482G (PM 3.72). Various repairs to three bridges. SHOPP Amendment #18H-000 approved by CTC March 21-22, 2018 Construction Funding Only.	2021/22	\$3,329	\$	\$3,329
				<i>FY 2021-22 100% SHOPP AC funded Total</i>	<i>Sub-total</i>	<b>\$ 15,519</b>	<b>\$ -</b>	<b>\$ 15,519</b>



**SBDLS07 Exempt Grouped Projects for Bridge Rehabilitation and Reconstruction****SHOPP Bridge Preservation Program**

2021 FTIP

**~~2019 FTIP Amendment Modification #19-02~~**

Agency	County	District EA	Notes	Project Description	Program Year (FFY)	Federal Funds	State Funds	Total Project Cost (in \$1000's)
Caltrans	SBd	0R380	<p><i>Carryover 2018 SHOPP Amendment #18H-000 approved by FHWA March 21-22, 2018. New Long Lead: SHOPP Amendment #16H-014 approved by CTC June 28-29, 2017.</i></p>	<p><i>I-40 near Needles, from Park Moabi Road to Topock Road at the Colorado River Bridge No. 54-0415. Bridge rehabilitation and/or replacement. Caltrans will be the Lead Agency and share half of all costs with ADOT per a signed Letter of Intent. PA&amp;ED and R/W are the only authorized phase. All other phases are preliminary estimates for information only: PS&amp;E \$3,759, Con Sup \$8,332 and Con \$28,800. Per CTIPS: Construction and R/W Capital Future Funding Need. Resolution FP-17-02.</i></p>	2023/24	\$ 37,301	\$ -	\$ 37,301
				<i>FY 2023/24 100% SHOPP AC funded Total</i>	<i>Sub-total</i>	\$ 37,301	\$ -	\$ 37,301
<b>Total</b>				<b>100% SHOPP AC funded</b>	<b>Sub-total</b>	<b>\$ 165,325</b>	<b>\$ -</b>	<b>\$ 165,325</b>

2019 FTIP #19-02: Update: EA: 0R380

Kerrie Hudson, Caltrans District 8 FTIP Manager

**VENTURA  
COUNTY**

THIS PAGE INTENTIONALLY LEFT BLANK.

12/1/2019  
MPO FTIP ID: VEN54032  
CTIP ID:

**GROUPED PROJECT LISTING  
REHABILITATION & RECONSTRUCTION PROJECTS**

Agency	County	District EA (if applicable)	Project Title	Project Description	Program Year	Earmark Repurposing	HIP	STPL	CITY or County	Total Project Cost	Toll Credit
Santa Paula	Ventura	7	Street Resurfacing at Various Locations	Street Resurfacing at Various Locations	2020/21			\$153,000	\$0	\$153,000	\$18,000
Camarillo	Ventura	7	Pavement Rehabilitation On System Roads	Pavement Resurfacing on Earl Joseph Drive from Ponderosa Dr. to Las Posas Road, including associated improvements	Prior		\$342,000		\$0	\$342,000	\$39,000
Ojai	Ventura	7	Road Rehabilitation	Road Rehabilitation at Various Locations	Prior			\$200,000	\$26,000	\$226,000	
City of Simi Valley	Ventura	7	Annual Major Streets Rehabilitation Program	First Street from Fitzgerald Road to Bluegrass Street and Fitzgerald Road from Appleton Road to Sequoia Avenue	Prior	\$1,216,000			\$304,000	\$1,520,000	
City of Simi Valley	Ventura	7	Annual Major Streets Rehabilitation Program	Cochran Street from Sycamore Drive to Sequoia Avenue	Prior	\$880,000			\$220,000	\$1,100,000	
Port Hueneme	Ventura	7	Street Rehabilitation at Various Locations	Rehabilitation / Overlay at Various Locations Citywide	2020/21			\$200,000	\$0	\$200,000	\$23,000
<b>Total</b>						<b>2,096,000</b>	<b>\$542,000</b>	<b>\$ 553,000</b>	<b>\$ 550,000</b>	<b>\$3,541,000</b>	<b>\$80,000</b>

## 2018/19-2023/24 Highway Bridge Program

See the appropriate FTIP/FSTIP for current funding commitments. This listing provides the backup project information to support the lump sum amounts programmed in the FTIP.

3/31/2020, 1:14 PM

- Notes: 1) This is the FTIP lump sum “backup” list for HBP funded projects. Please see the Local Assistance web site for the most current listings:
- [http://www.dot.ca.gov/hq/LocalPrograms/hbrr99/HBP\\_FSTIP.html](http://www.dot.ca.gov/hq/LocalPrograms/hbrr99/HBP_FSTIP.html)
- 2) The purpose of this list is to show which projects being advanced by local agencies have met the eligibility requirements of the federal Highway Bridge Program and have been prioritized for funding by the Department in cooperation with local agencies for funding.
- 3) Contractual funding levels are determined at time of federal authorization/obligation for given phase of work. For details see Chapter 3 of the Local Assistance Procedures Manual.
- 4) For FTIP/FSTIP purposes, Federal Highway Bridge Program (HBP) funding constraint is managed by Caltrans.
- 5) Prop 1B bond funds for the Local Seismic Safety Retrofit Program (LSSRP) used for matching federal funds are also managed by Caltrans.
- 6) Financial constraint of LOCAL matching funds (including regional STIP funds) and LOCAL Advance Construction (AC) is the responsibility of the MPOs and their local agencies.
- 7) Some projects show that they are programmed using State STP funds. These funds are HBP funds transferred to the STP for bridge work that is not ordinarily eligible for HBP funds. See the HB Program Guidelines for details. Do not confuse these STP funds with Regional STP funds.
- 8) Corrections to this report should be addressed to the District Local Assistance Engineer:
- <http://www.dot.ca.gov/hq/LocalPrograms/dlae.htm>

## 2018/19-2023/24 Highway Bridge Program

#21-00 VEN VENLS07 HBP

See the appropriate FTIP/FSTIP for current funding commitments. This listing provides the backup project information to support the lump sum amounts programmed in the FTIP.

District: 07 County: Ventura

Responsible Agency HBP-ID Project Description

Oxnard 3401 BRIDGE NO. 52C0095, CHANNEL ISLANDS BL, OVER EDISON CANAL, 0.2 MI E OF HARBOR BLVD. Bridge rehabilitation. No added lane capacity.

Phase Summary:	Prior	18/19	19/20	20/21	21/22	22/23	23/24	Beyond	Total
PE	186,101								186,101
R/W									
CON								3,680,000	3,680,000
<b>Total</b>	<b>186,101</b>							<b>3,680,000</b>	<b>3,866,101</b>

Fund Source Summary:	Prior	18/19	19/20	20/21	21/22	22/23	23/24	Beyond	Total
Fed \$	164,755							3,257,904	3,422,659
Local Match	21,346		0					422,096	443,442
LSSRP Bond									
Local AC									
<b>Total</b>	<b>186,101</b>							<b>3,680,000</b>	<b>3,866,101</b>

PE Summary:	Prior	18/19	19/20	20/21	21/22	22/23	23/24	Beyond	Total
Fed \$	164,755								164,755
Local Match	21,346								21,346
LSSRP Bond									
Local AC									
<b>Total</b>	<b>186,101</b>								<b>186,101</b>

CON Summary:	Prior	18/19	19/20	20/21	21/22	22/23	23/24	Beyond	Total
Fed \$								3,257,904	3,257,904
Local Match			0					422,096	422,096
LSSRP Bond									
Local AC									
<b>Total</b>								<b>3,680,000</b>	<b>3,680,000</b>

Project #: 5129(070)

## 2018/19-2023/24 Highway Bridge Program

#21-00 VEN VENLS07 HBP

See the appropriate FTIP/FSTIP for current funding commitments. This listing provides the backup project information to support the lump sum amounts programmed in the FTIP.

District: 07 County: Ventura

Responsible Agency HBP-ID Project Description

Oxnard 3402 BRIDGE NO. 52C0108, CHANNEL ISLANDS BL, OVER MANDALAY BAY, 0.4 MI E OF HARBOR BLVD. Bridge rehabilitation. No adding lanes.

Phase Summary:	Prior	18/19	19/20	20/21	21/22	22/23	23/24	Beyond	Total
PE	76,856								76,856
R/W									
CON								928,050	928,050
<b>Total</b>	<b>76,856</b>							<b>928,050</b>	<b>1,004,906</b>
Fund Source Summary:	Prior	18/19	19/20	20/21	21/22	22/23	23/24	Beyond	Total
Fed \$	68,041							821,603	889,643
Local Match	8,815							106,447	115,263
LSSRP Bond									
Local AC									
<b>Total</b>	<b>76,856</b>							<b>928,050</b>	<b>1,004,906</b>
PE Summary:	Prior	18/19	19/20	20/21	21/22	22/23	23/24	Beyond	Total
Fed \$	68,041								68,041
Local Match	8,815								8,815
LSSRP Bond									
Local AC									
<b>Total</b>	<b>76,856</b>								<b>76,856</b>
CON Summary:	Prior	18/19	19/20	20/21	21/22	22/23	23/24	Beyond	Total
Fed \$								821,603	821,603
Local Match								106,447	106,447
LSSRP Bond									
Local AC									
<b>Total</b>								<b>928,050</b>	<b>928,050</b>

Project #: 5129(069)

# 2018/19-2023/24 Highway Bridge Program

#21-00 VEN VENLS07 HBP

See the appropriate FTIP/FSTIP for current funding commitments. This listing provides the backup project information to support the lump sum amounts programmed in the FTIP.

District: 07 County: Ventura

Responsible Agency HBP-ID Project Description

Simi Valley 3703 BRIDGE NO. 52C0115, COCHRAN STREET OVER LAS LLAJAS CREEK, 0.4 MI E TAPO ST. Widen existing four lane bridge to accommodate center turn lane, sidewalks, curb and gutter. No added lane capacity.

Phase Summary:	Prior	18/19	19/20	20/21	21/22	22/23	23/24	Beyond	Total
PE	155,750								155,750
R/W	40,000								40,000
CON	1,474,578				100,000				1,574,578
<b>Total</b>	<b>1,670,328</b>				<b>100,000</b>				<b>1,770,328</b>
Fund Source Summary:	Prior	18/19	19/20	20/21	21/22	22/23	23/24	Beyond	Total
Fed \$	1,478,741				88,530				1,567,271
Local Match	191,587				11,470				203,057
LSSRP Bond									
Local AC									
<b>Total</b>	<b>1,670,328</b>				<b>100,000</b>				<b>1,770,328</b>
PE Summary:	Prior	18/19	19/20	20/21	21/22	22/23	23/24	Beyond	Total
Fed \$	137,885								137,885
Local Match	17,865								17,865
LSSRP Bond									
Local AC									
<b>Total</b>	<b>155,750</b>								<b>155,750</b>
R/W Summary:	Prior	18/19	19/20	20/21	21/22	22/23	23/24	Beyond	Total
Fed \$	35,412								35,412
Local Match	4,588								4,588
LSSRP Bond									
Local AC									
<b>Total</b>	<b>40,000</b>								<b>40,000</b>
CON Summary:	Prior	18/19	19/20	20/21	21/22	22/23	23/24	Beyond	Total
Fed \$	1,305,444				88,530				1,393,974
Local Match	169,134				11,470				180,604
LSSRP Bond									
Local AC									
<b>Total</b>	<b>1,474,578</b>				<b>100,000</b>				<b>1,574,578</b>

Project #: 5405(064)



## 2018/19-2023/24 Highway Bridge Program

#21-00 VEN VENLS07 HBP

See the appropriate FTIP/FSTIP for current funding commitments. This listing provides the backup project information to support the lump sum amounts programmed in the FTIP.

District: 07 County: Ventura

Responsible Agency HBP-ID Project Description

Simi Valley 4075 BRIDGE NO. 52C0150, MADERA ROAD OVER UP RR AMTRAK METROLINK, 0.3 MI S OF STATE RTE 118. Repair deck spalls and overlay deck with PCC seal coat and construct MBGR on Northeast approach.

Phase Summary:	Prior	18/19	19/20	20/21	21/22	22/23	23/24	Beyond	Total
PE		66,000							66,000
R/W									
CON								354,500	354,500
Total		66,000						354,500	420,500

Fund Source Summary:	Prior	18/19	19/20	20/21	21/22	22/23	23/24	Beyond	Total
Fed \$		58,430						313,839	372,269
Local Match		7,570						40,661	48,231
LSSRP Bond									
Local AC									
Total		66,000						354,500	420,500

PE Summary:	Prior	18/19	19/20	20/21	21/22	22/23	23/24	Beyond	Total
Fed \$		58,430							58,430
Local Match		7,570							7,570
LSSRP Bond									
Local AC									
Total		66,000							66,000

CON Summary:	Prior	18/19	19/20	20/21	21/22	22/23	23/24	Beyond	Total
Fed \$								313,839	313,839
Local Match								40,661	40,661
LSSRP Bond									
Local AC									
Total								354,500	354,500

Project #: 5405(077)

# 2018/19-2023/24 Highway Bridge Program

#21-00 VEN VENLS07 HBP

See the appropriate FTIP/FSTIP for current funding commitments. This listing provides the backup project information to support the lump sum amounts programmed in the FTIP.

District: 07 County: Ventura

Responsible Agency HBP-ID Project Description

Simi Valley 4074 BRIDGE NO. 52C0206, LOS ANGELES AVE, OVER ARROYO SIMI, 0.1 MI W OF FIRST STREET. Bridge Rehabilitation. Widen existing 6-lane bridge wide enough to accommodate sidewalks and bike lanes (no added capacity)

Phase Summary:	Prior	18/19	19/20	20/21	21/22	22/23	23/24	Beyond	Total
PE				1,700,000					1,700,000
R/W									
CON								9,510,000	9,510,000
<b>Total</b>				1,700,000				9,510,000	11,210,000

Fund Source Summary:	Prior	18/19	19/20	20/21	21/22	22/23	23/24	Beyond	Total
Fed \$				132,795		1,372,215		8,419,203	9,924,213
Local Match				194,990				1,090,797	1,285,787
LSSRP Bond									
Local AC				1,372,215		-1,372,215			
<b>Total</b>				1,700,000				9,510,000	11,210,000

PE Summary:	Prior	18/19	19/20	20/21	21/22	22/23	23/24	Beyond	Total
Fed \$				132,795		1,372,215			1,505,010
Local Match				194,990					194,990
LSSRP Bond									
Local AC				1,372,215		-1,372,215			
<b>Total</b>				1,700,000					1,700,000

CON Summary:	Prior	18/19	19/20	20/21	21/22	22/23	23/24	Beyond	Total
Fed \$								8,419,203	8,419,203
Local Match								1,090,797	1,090,797
LSSRP Bond									
Local AC									
<b>Total</b>								9,510,000	9,510,000

Project #: 5405(076)

## 2018/19-2023/24 Highway Bridge Program

#21-00 VEN VENLS07 HBP

See the appropriate FTIP/FSTIP for current funding commitments. This listing provides the backup project information to support the lump sum amounts programmed in the FTIP.

District: 07 County: Ventura

Responsible Agency HBP-ID Project Description

Simi Valley 4073 BRIDGE NO. 52C0231, BARNARD STREET OVER LAS LLAJAS CREEK, 0.5 MI W STEARNS ST. Widen existing 2-lane bridge with a 2-lane bridge wide enough to accommodate shoulders (no added capacity)

Phase Summary:	Prior	18/19	19/20	20/21	21/22	22/23	23/24	Beyond	Total
PE	15,000				59,800				74,800
R/W									
CON								254,000	254,000
<b>Total</b>	<b>15,000</b>				<b>59,800</b>			<b>254,000</b>	<b>328,800</b>

Fund Source Summary:	Prior	18/19	19/20	20/21	21/22	22/23	23/24	Beyond	Total
Fed \$	13,280				52,941			224,866	291,087
Local Match	1,721				6,859			29,134	37,713
LSSRP Bond									
Local AC									
<b>Total</b>	<b>15,000</b>				<b>59,800</b>			<b>254,000</b>	<b>328,800</b>

PE Summary:	Prior	18/19	19/20	20/21	21/22	22/23	23/24	Beyond	Total
Fed \$	13,280				52,941				66,220
Local Match	1,721				6,859				8,580
LSSRP Bond									
Local AC									
<b>Total</b>	<b>15,000</b>				<b>59,800</b>				<b>74,800</b>

CON Summary:	Prior	18/19	19/20	20/21	21/22	22/23	23/24	Beyond	Total
Fed \$								224,866	224,866
Local Match								29,134	29,134
LSSRP Bond									
Local AC									
<b>Total</b>								<b>254,000</b>	<b>254,000</b>

Project #: 5405(075)

## 2018/19-2023/24 Highway Bridge Program

#21-00 VEN VENLS07 HBP

See the appropriate FTIP/FSTIP for current funding commitments. This listing provides the backup project information to support the lump sum amounts programmed in the FTIP.

District: 07 County: Ventura

Responsible Agency HBP-ID Project Description

Ventura County 4454 BRIDGE NO. 52C0053, BRIDGE ROAD OVER SANTA PAULA CREEK, EAST OF SR 150. Rehabilitate historic bridge. No added lane capacity. 9/27/2016: Toll Credits programmed for PE & CON.

Phase Summary:	Prior	18/19	19/20	20/21	21/22	22/23	23/24	Beyond	Total
PE	600,000								600,000
R/W									
CON							1,125,000		1,125,000
<b>Total</b>	<b>600,000</b>						<b>1,125,000</b>		<b>1,725,000</b>

Fund Source Summary:	Prior	18/19	19/20	20/21	21/22	22/23	23/24	Beyond	Total
Fed \$	600,000						1,125,000		1,725,000
Local Match									
LSSRP Bond									
Local AC									
<b>Total</b>	<b>600,000</b>						<b>1,125,000</b>		<b>1,725,000</b>

PE Summary:	Prior	18/19	19/20	20/21	21/22	22/23	23/24	Beyond	Total
Fed \$	600,000								600,000
Local Match									
LSSRP Bond									
Local AC									
<b>Total</b>	<b>600,000</b>								<b>600,000</b>

CON Summary:	Prior	18/19	19/20	20/21	21/22	22/23	23/24	Beyond	Total
Fed \$							1,125,000		1,125,000
Local Match									
LSSRP Bond									
Local AC									
<b>Total</b>							<b>1,125,000</b>		<b>1,125,000</b>

Project #: 5952(186)

## 2018/19-2023/24 Highway Bridge Program

#21-00 VEN VENLS07 HBP

See the appropriate FTIP/FSTIP for current funding commitments. This listing provides the backup project information to support the lump sum amounts programmed in the FTIP.

District: 07 County: Ventura

Responsible Agency HBP-ID Project Description

Ventura County 4611 BRIDGE NO. PM00186, Bridge Preventive Maintenance Program (BPMP) various bridges in Ventura County. See Caltrans Local Assistance HBP website for backup list of projects.

Phase Summary:	Prior	18/19	19/20	20/21	21/22	22/23	23/24	Beyond	Total
PE					96,900				96,900
R/W									
CON								290,700	290,700
<b>Total</b>					96,900			290,700	387,600

Fund Source Summary:	Prior	18/19	19/20	20/21	21/22	22/23	23/24	Beyond	Total
Fed \$					85,786			257,357	343,142
Local Match					11,114			33,343	44,458
LSSRP Bond									
Local AC									
<b>Total</b>					96,900			290,700	387,600

PE Summary:	Prior	18/19	19/20	20/21	21/22	22/23	23/24	Beyond	Total
Fed \$					85,786				85,786
Local Match					11,114				11,114
LSSRP Bond									
Local AC									
<b>Total</b>					96,900				96,900

CON Summary:	Prior	18/19	19/20	20/21	21/22	22/23	23/24	Beyond	Total
Fed \$								257,357	257,357
Local Match								33,343	33,343
LSSRP Bond									
Local AC									
<b>Total</b>								290,700	290,700

Project #:

## 2018/19-2023/24 Highway Bridge Program

#21-00 VEN VENLS07 HBP

See the appropriate FTIP/FSTIP for current funding commitments. This listing provides the backup project information to support the lump sum amounts programmed in the FTIP.

District: 07 County: Ventura

Responsible Agency HBP-ID Project Description

---

**MPO Summary:** Ventura County Transportation Commission

Number of Projects: 8

**Totals:**

	Prior	18/19	19/20	20/21	21/22	22/23	23/24	Beyond	Total
Fed \$	2,324,817	58,430		132,795	227,257	1,372,215	1,125,000	13,294,771	18,535,284
Local Match	223,468	7,570	0	194,990	29,443			1,722,479	2,177,951
LSSRP Bond									
Local AC				1,372,215		-1,372,215			
Total for all Phases	2,548,285	66,000		1,700,000	256,700		1,125,000	15,017,250	20,713,235

**FTIP ID**  
**VENLS01**

FTIP ID: VENLS01 , 999 - 0.0 / 0.0 - Route 999: Grouped Proj For Safety Improv - SHOPP Collision Reduct Proj Consistent W/ 40 CFR Part 93.126 Exempt Tables 2 & Table 3 Cat - Rr/Hwy Xing, Safer Non-Fed-Aid Sys Rds, Shoulder Improv, Traff Control Dev & Oper Assist Oth Than Signalization Proj, Intrsrction Signalization Proj @ Indivi Intersections, Pavemnt Marking Demo, Truck Climb Lanes Outside Urb Areas, Lightng Improv, Emergency Truck Pullovers

DISTRICT 7 (Ventura County) - 2021 FTIP - MPO: SCAG  
CYCLE: 20/21 - 23/24  
FTIP AMENDMENT#: 21-00 [PROJECT LISTING]

FUND NAME	EA	PROJECT LOCATION/DESCRIPTION	FTIP AMENDMENT	2020/21	2021/22	2022/23	2023/24
SHOPPAC	32560	Route 101: In Ventura County, In And Near City Of Thousand Oaks, From Los Angeles County Line To 0.3 Mile North Of Camarillo Springs Road. Construct Access Trails And Mvps, Relocate Irrigation Facilities, Install Access Gates, Railings And Breakaway Post	21-00	\$ 7,098			
	33110	Route 101: In Ventura County, In And Near Various Cities, At Various Locations, From 0.2 Mile North Of Westlake Boulevard To 0.3 Mile North Of Hobson Road. Upgrade Guardrails, End Treatments And Bridge Connections, Add Vegetation Control Under Guardrails	21-00		\$ 11,555		
	33230	Route 033: In Ventura County, Near City Of Ojai, North Of North Fork Matilija Creek Bridge No. 52-450. Widen The Roadway By Four Feet, Upgrade Rock Block Barrier, And Place High Friction Surface Treatment (Hfst).	21-00	\$ 1,500	\$ 4,694		
	33900	Route 101: In Ventura County, In And Near Various Cities, At Various Locations, From 0.2 Mile South Of Lakeview Canyon Road To Hobson Road Undercrossing. Upgrade Guardrails, End Treatments And Bridge Connections, Add Vegetation Control Under Guardrails,	21-00		\$ 8,585		
<b>FY TOTAL</b>				<b>\$ 8,598</b>	<b>\$ 24,834</b>	<b>\$ -</b>	<b>\$ -</b>
<b>SHOPPAC TOTAL</b>				<b>\$</b>			<b>33,432</b>

FUND NAME	EA	PROJECT LOCATION/DESCRIPTION	FTIP AMENDMENT	2020/21
SHOPPAC-P	29540	Route 101: In The City Of Ventura, At The Route 33 Interchange. Enhance Highway Worker Safety By Miscellaneous Paving, Replacing Crash Cushions, And Other Measures.	21-00	\$ 3,906
	31650	Route 118: In Simi Valley, From 0.1 Mile West Of Caldwell Ave Undercrossing To 0.2 Mile East Of Yosemite Ave Overcrossing. Roadside Safety Improvement.	21-00	\$ 6,722
	32560	Route 101: In Ventura County, In And Near City Of Thousand Oaks, From Los Angeles County Line To 0.3 Mile North Of Camarillo Springs Road. Construct Access Trails And Mvps, Relocate Irrigation Facilities, Install Access Gates, Railings And Breakaway Post	21-00	\$ 2,037
	33110	Route 101: In Ventura County, In And Near Various Cities, At Various Locations, From 0.2 Mile North Of Westlake Boulevard To 0.3 Mile North Of Hobson Road. Upgrade Guardrails, End Treatments And Bridge Connections, Add Vegetation Control Under Guardrails	21-00	\$ 2,145
	33230	Route 033: In Ventura County, Near City Of Ojai, North Of North Fork Matilija Creek Bridge No. 52-450. Widen The Roadway By Four Feet, Upgrade Rock Block Barrier, And Place High Friction Surface Treatment (Hfst).	21-00	\$ 660
	33900	Route 101: In Ventura County, In And Near Various Cities, At Various Locations, From 0.2 Mile South Of Lakeview Canyon Road To Hobson Road Undercrossing. Upgrade Guardrails, End Treatments And Bridge Connections, Add Vegetation Control Under Guardrails,	21-00	\$ 3,750
<b>SHOPPAC-P TOTAL</b>				<b>\$ 19,220</b>

<b>FY TOTAL</b>	<b>\$ 27,818</b>	<b>\$ 24,834</b>	<b>\$ -</b>	<b>\$ -</b>
<b>GRAND TOTAL</b>	<b>\$</b>			<b>52,652</b>

**FTIP ID** VENLS02 , 999 - 0.0 / 0.0 - Route 999: Grouped Projects For Pavement Resurfacing And/Or Rehabilitation - SHOPP  
**VENLS02** Roadway Preservation Program Scope: Projects Are Consistent With 40 CFR Part 93.126 Exempt Tables 2 Categories - Pavement Resurfacing And/Or Rehabilitation, Emergency Relief (23 U.S.C. 125), Widening Narrow Pavements Or Reconstructing Bridges (No Additional Travel Lanes)

DISTRICT 7 (Ventura County) - 2021 FTIP - MPO: SCAG  
 CYCLE: 20/21 - 23/24  
 FTIP AMENDMENT#: 21-00 [PROJECT LISTING]

FUND NAME	EA	PROJECT LOCATION/DESCRIPTION	FTIP AMENDMENT	2020/21	2021/22	2022/23	2023/24
SHOPPAC	32370	Route 150: In Ventura County, In And Near Cities Of Ojai, Mira Monte And Meiners Oaks, From Burham Road To Gorham Road: Also On Route 33 From 33/150 Junction To Meiners Road. Cold Plane And Overlay Pavement, Upgrade Guardrail And Signs.	21-00	\$ 7,509			
	32390	Route 001: In Ventura County, In The City Of Ventura, From North 101 Junction-Solimar Undercrossing To Hobson County Park Road. Cold Plane And Overlay Pavement, Upgrade Guardrail/End Treatment, Install Traffic Signs And Crosswalks.	21-00	\$ 1,910	\$ 13,564		
<b>FY TOTAL</b>				<b>\$ 9,419</b>	<b>\$ 13,564</b>	<b>\$ -</b>	<b>\$ -</b>
<b>SHOPPAC TOTAL</b>				<b>\$</b>	<b>\$</b>	<b>\$</b>	<b>22,983</b>

FUND NAME	EA	PROJECT LOCATION/DESCRIPTION	FTIP AMENDMENT	2020/21
SHOPPAC-P	30240	Route 101: Near Sea Cliff, from 0.4 mile south of Padre Juan Canyon Road Overcrossing to 0.3 mile north of Punta Gorda Pedestrian Undercrossing. Rehabilitate roadway.	21-00	\$ 52,450
	30250	Route 023: In And Near Cities Of Thousand Oaks And Moorpark, From Route 101 To Route 118. Rehabilitate Pavement.	21-00	\$ 119,205
	30330	Route 001: Near Oxnard, From Los Angeles County Line To South Of Sycamore Canyon Road. Rehabilitate Pavement.	21-00	\$ 8,209
	30340	Route 033: In And Near The City Of Ventura, From Route 101 To South Of Park View Drive. Rehabilitate Pavement.	21-00	\$ 17,535
	30350	Route 023: In Thousand Oaks, From Carlisle Road To Route 101. Rehabilitate Pavement.	21-00	\$ 7,691
	32370	Route 150: In Ventura County, In And Near Cities Of Ojai, Mira Monte And Meiners Oaks, From Burham Road To Gorham Road: Also On Route 33 From 33/150 Junction To Meiners Road. Cold Plane And Overlay Pavement, Upgrade Guardrail And Signs.	21-00	\$ 2,350
	32390	Route 001: In Ventura County, In The City Of Ventura, From North 101 Junction-Solimar Undercrossing To Hobson County Park Road. Cold Plane And Overlay Pavement, Upgrade Guardrail/End Treatment, Install Traffic Signs And Crosswalks.	21-00	\$ 625
<b>SHOPPAC-P TOTAL</b>				<b>\$ 208,065</b>

<b>FY TOTAL</b>				<b>\$ 217,484</b>	<b>\$ 13,564</b>	<b>\$ -</b>	<b>\$ -</b>
<b>GRAND TOTAL</b>				<b>\$</b>	<b>\$</b>	<b>\$</b>	<b>231,048</b>



DISTRICT 7 (Ventura County) - 2021 FTIP - MPO: SCAG

CYCLE: 20/21 - 23/24

FTIP AMENDMENT#: 21-00 [PROJECT LISTING]

**FTIP ID** FTIP ID: VENLS03 , 999 - 0.0 / 0.0 - Route 999: Lump Sum At Various Locations In Ventura County, Bridge Preservation Projects  
**VENLS03** (Projects Are Consistent With 40 CFR Part 93.126,127,128, Exempt Tables 2 & 3)

FUND NAME	EA	PROJECT LOCATION/DESCRIPTION	FTIP AMENDMENT	2020/21	2021/22	2022/23	2023/24
SHOPPAC	29650	Route 001: Near Sea Cliff, at Willow Creek Bridge No. 52-003; also in Ojai, on Route 33 at North Fork Matilija Bridges No. 52-0044 (PM 15.8) and No. 52-0173 (PM16.1). Upgrade bridge railings to meet current standards.	21-00	\$ 8,240			
	31960	Route 001: Near The City Of Ventura, At Ventura Overhead No. 52-0040. Replace Corroded Steel Spans Of Bridge And Upgrade Bridge Railing To Current Standards.	21-00		\$ 6,198		
	32300	Route 033: Near Ojai, At North Fork Matilija Creek No. 52-0173. Paint Steel Portion Of Bridge And Replace Missing Rivets Of Bottom Flanges For Preventative Maintenance To Preserve And Extend The Life Of Bridge.	21-00		\$ 1,310		
<b>FY TOTAL</b>				<b>\$ 8,240</b>	<b>\$ 7,508</b>	<b>\$ -</b>	<b>\$ -</b>
<b>SHOPPAC TOTAL</b>				<b>\$</b>			<b>15,748</b>

FUND NAME	EA	PROJECT LOCATION/DESCRIPTION	FTIP AMENDMENT	2020/21
SHOPPAC-P	29130	Route 033: Near Oak View, At San Antonio Creek Bridge (Br. No. 52-0065). Scour Mitigation And Bridge Rail Upgrade.	21-00	\$ 10,282
	29650	Route 001: Near Sea Cliff, at Willow Creek Bridge No. 52-003; also in Ojai, on Route 33 at North Fork Matilija Bridges No. 52-0044 (PM 15.8) and No. 52-0173 (PM16.1). Upgrade bridge railings to meet current standards.	21-00	\$ 958
	31960	Route 001: Near The City Of Ventura, At Ventura Overhead No. 52-0040. Replace Corroded Steel Spans Of Bridge And Upgrade Bridge Railing To Current Standards.	21-00	\$ 4,240
	32300	Route 033: Near Ojai, At North Fork Matilija Creek No. 52-0173. Paint Steel Portion Of Bridge And Replace Missing Rivets Of Bottom Flanges For Preventative Maintenance To Preserve And Extend The Life Of Bridge.	21-00	\$ 1,220
<b>SHOPPAC-P TOTAL</b>				<b>\$ 16,700</b>

<b>FY TOTAL</b>				<b>\$ 24,940</b>	<b>\$ 7,508</b>	<b>\$ -</b>	<b>\$ -</b>
<b>GRAND TOTAL</b>				<b>\$</b>			<b>32,448</b>

**FTIP ID**  
**VENLS05**

FTIP ID: VENLS05 , 999 - 0.0 / 0.0 - Route 999: Grouped Proj For Safety Improv-SHOPP Mobility Prog Proj Consistent W/ 40 CFR Pt 93.126 Exempt Tables 2 And Table 3 Cat - Rr/Hwy Xing, Safer Non-Fed-Aid Sys Rds, Shoulder Improv, Traff Contrl Devs & Operating Assist Other Than Signalization Proj, Intersection Signalization Proj @ Indiv Intersections, Pavement Marking Demo, Truck Climbing Lanes Outside Urb Area, Lighting Improv, Emer Truck Pullovers

DISTRICT 7 (Ventura County) - 2021 FTIP - MPO: SCAG  
CYCLE: 20/21 - 23/24  
FTIP AMENDMENT#: 21-00 [PROJECT LISTING]

FUND NAME	EA	PROJECT LOCATION/DESCRIPTION	FTIP AMENDMENT	2020/21	2021/22	2022/23	2023/24
SHOPPAC	33100	Route 101: In Ventura County, In Cities Of Thousand Oaks And Camarillo, From Wendy Drive To Pleasant Valley Road, At The Northbound And Southbound Commercial Vehicle Enforcement Facilities. Replace Concrete Slabs And Repair And Replace Asphalt Concrete.	21-00	\$ 2,864			
	34160	Rote 118: In Ventura County, In And Near City Of Moorpark, At The Eastbound And Westbound Commercial Vehicle Enforcement Facilities. Construct New Modular Office Facility And Install Overhead Truck Scale On/Off Message Signs.	21-00		\$ 1,594		
<b>FY TOTAL</b>				<b>\$ 2,864</b>	<b>\$ 1,594</b>	<b>\$ -</b>	<b>\$ -</b>
<b>SHOPPAC TOTAL</b>				<b>\$</b>	<b>\$</b>	<b>\$</b>	<b>4,458</b>

FUND NAME	EA	PROJECT LOCATION/DESCRIPTION	FTIP AMENDMENT	2020/21
SHOPPAC-P	33100	Route 101: In Ventura County, In Cities Of Thousand Oaks And Camarillo, From Wendy Drive To Pleasant Valley Road, At The Northbound And Southbound Commercial Vehicle Enforcement Facilities. Replace Concrete Slabs And Repair And Replace Asphalt Concrete.	21-00	\$ 1,570
	34160	Rote 118: In Ventura County, In And Near City Of Moorpark, At The Eastbound And Westbound Commercial Vehicle Enforcement Facilities. Construct New Modular Office Facility And Install Overhead Truck Scale On/Off Message Signs.	21-00	\$ 1,116
<b>SHOPPAC-P TOTAL</b>				<b>\$ 2,686</b>

<b>FY TOTAL</b>	<b>\$ 5,550</b>	<b>\$ 1,594</b>	<b>\$ -</b>	<b>\$ -</b>
<b>GRAND TOTAL</b>	<b>\$</b>	<b>\$</b>	<b>\$</b>	<b>7,144</b>

**FTIP ID** VENLS08 , 999 - 0.0 / 0.0 - Route 999: Group Proj Listing Mandates (Scope: Proj Consistent W/ 40 CFR Part 93.126 Exempt Tables 2 & 3 Cat - Rr/Hwy Xing, Safer Non-Fed-Aid System Rds, Shoulder Impr, Traffic Control Devices & Oper Assistance Oth Than Signalization Proj, Intersection Signalization Proj At Individ Intersections, Pavement Marking Demo, Truck Climbing Lanes Outside Urbanized Area, Lighting Improv, Emer Truck Pullovers)

DISTRICT 7 (Ventura County) - 2021 FTIP - MPO: SCAG  
CYCLE: 20/21 - 23/24  
FTIP AMENDMENT#: 21-00 [PROJECT LISTING]

FUND NAME	EA	PROJECT LOCATION/DESCRIPTION	FTIP AMENDMENT	2020/21	2021/22	2022/23	2023/24
SHOPPAC	32270	Route 999 (Various): In Ventura County, At Various Locations On Routes 101, 34 And 150. Construct And Install Stormwater Treatment Bmps Including Biofiltration Swales, Gross Solid Removal Devices And Austin Vault Sand Filters.	21-00	\$ 2,690	\$ 14,216		
	32320	Route 033: In Ventura County, Near Cities Of Ventura And Ojai, From North Of Sycamore Drive To Fairview Road. Construct And Upgrade Curb Ramps, Sidewalks And Driveways To Meet Current Ada Standards.	21-00		\$ 14,420		
	33600	Route 118: In Ventura County, Near The City Of Ventura, From County Drive To Santa Clara River. Construct Stormwater Treatment Bmp Infiltration Basin.	21-00		\$ 7,701		
	33920	Route 118: In Ventura County, In And Near Cities Of Ventura And Moorpark, From North Route 126 Junction To 0.3 Mile West Of Princeton Avenue. Reconstruct Curb Ramps, Construct New Sidewalks, Install Accessible Pedestrian Signals And Upgrade Thermoplastic	21-00		\$ 8,385		
<b>FY TOTAL</b>				<b>\$ 2,690</b>	<b>\$ 44,722</b>	<b>\$ -</b>	<b>\$ -</b>
<b>SHOPPAC TOTAL</b>				<b>\$</b>	<b>\$</b>	<b>\$</b>	<b>47,412</b>

FUND NAME	EA	PROJECT LOCATION/DESCRIPTION	FTIP AMENDMENT	2020/21
SHOPPAC-P	30670	Route 150: In And Near Cities Of Ojal And Santa Paula, From Route 33 To Route 126. Construct And Upgrade Curb Ramps And Sidewalks To Comply With Ada Standards.	21-00	\$ 8,505
	31130	Route 101: In The City Of Ventura, From 0.8 Mile South Of Seaward Avenue To 0.4 Mile West Of Route 33/101 Separation And On Route 33 From Route 101/33 Separation To 0.1 Mile North Of Route 33/101 Separation. Stabilize Soil And Erosion Control. [Route 101	21-00	\$ 6,346
	31150	Route 126: In Santa Paula, From 0.2 Mile West Of Peck Road Overcrossing To Santa Paula Creek. Stabilize Soil And Install Irrigation System.	21-00	\$ 5,602
	31220	Route 126: In Ventura County On Ven 126 From 0.5 Mile West Of Victoria Ave. To 0.7 Miles West Of Briggs Road Overcrossing. Install Storm Water Mitigation Devices.	21-00	\$ 9,368
	31330	Routes 023, 101, 118, 126 And Var: In Various Cities, At Various Locations On Various Routes, Install Storm Water Mitigation Devices.	21-00	\$ 6,264
	32270	Route 999 (Various): In Ventura County, At Various Locations On Routes 101, 34 And 150. Construct And Install Stormwater Treatment Bmps Including Biofiltration Swales, Gross Solid Removal Devices And Austin Vault Sand Filters.	21-00	\$ 2,500
	32320	Route 033: In Ventura County, Near Cities Of Ventura And Ojai, From North Of Sycamore Drive To Fairview Road. Construct And Upgrade Curb Ramps, Sidewalks And Driveways To Meet Current Ada Standards.	21-00	\$ 6,700
	33600	Route 118: In Ventura County, Near The City Of Ventura, From County Drive To Santa Clara River. Construct Stormwater Treatment Bmp Infiltration Basin.	21-00	\$ 2,955
33920	Route 118: In Ventura County, In And Near Cities Of Ventura And Moorpark, From North Route 126 Junction To 0.3 Mile West Of Princeton Avenue. Reconstruct Curb Ramps, Construct New Sidewalks, Install Accessible Pedestrian Signals And Upgrade Thermoplastic	21-00	\$ 4,624	
<b>SHOPPAC-P TOTAL</b>				<b>\$ 52,864</b>

<b>FY TOTAL</b>	<b>\$ 55,554</b>	<b>\$ 44,722</b>	<b>\$ -</b>	<b>\$ -</b>
<b>GRAND TOTAL</b>	<b>\$</b>	<b>\$</b>	<b>\$</b>	<b>100,276</b>

**FTIP ID**  
**VENLS10**

FTIP ID: VENLS10 , 999 - 0.0 / 0.0 - Route 999: Grouped Projects For Emergency Repair - SHOPP Emergency Response Program  
Scope: Proj Consistent W/ 40 CFR Part 93.126 Exempt Tables 2 Categories - Repair Damage Caused By Natural Disasters, Civil Unrest, Or Terrorist Acts. This Applies To Damages That Do Not Qualify For Fed Emer Relief Funds Or To Damages That Qualify For Fed Emer Relief Funds But Extend Beyond The Fed-Declared Disaster Period

DISTRICT 7 (Ventura County) - 2021 FTIP - MPO: SCAG  
CYCLE: 20/21 - 23/24  
FTIP AMENDMENT#: 21-00 [PROJECT LISTING]

FUND NAME	EA	PROJECT LOCATION/DESCRIPTION	FTIP AMENDMENT	2020/21	2021/22	2022/23	2023/24
SHOPPAC	33350	Route 107: Near Point Mugu State Park, At Big Sycamore Creek No. 52-0011. Shoreline Embankment Restoration By Replacing Rock Slope Protection (Rsp), Constructing Seawalls And Secant Retaining Wall, And Upgrade Guardrail.	21-00		\$ 15,421		
	34270	Route 033: Near Wheeler Springs, south of Rose Valley Road. Permanent Restoration of Storm Damaged Embankment by Constructing Retaining Wall and Restoring the Roadway.	21-00	\$ 2,570	\$ 5,878		
	34290	Route 118: In Ventura County, Near Moorpark From Sand Canyon Road To Balcom Canyon Road. Permanent Restoration Of Slope Damage By Constructing Retaining Wall, Paving Shoulder, And Placing Rock Slope Protection (Rsp).	21-00	\$ 7,755			
<b>FY TOTAL</b>				<b>\$ 10,325</b>	<b>\$ 21,299</b>	<b>\$ -</b>	<b>\$ -</b>
<b>SHOPPAC TOTAL</b>				<b>\$</b>	<b>\$</b>	<b>\$</b>	<b>31,624</b>

FUND NAME	EA	PROJECT LOCATION/DESCRIPTION	FTIP AMENDMENT	2020/21
SHOPPAC-P	31820	Route 001: In Ventura County, South Of Point Mugu State Partk (Pm 4.0) And Sycamore Canyon Road (Pm 4.2). Construct Secant Walls At Two Locations As A Permanent Slope Restoration Solution To Stabilize The Slope And Prevent Sontinued Erosion. Two Previous	21-00	\$ 33,745
	33350	Route 107: Near Point Mugu State Park, At Big Sycamore Creek No. 52-0011. Shoreline Embankment Restoration By Replacing Rock Slope Protection (Rsp), Constructing Seawalls And Secant Retaining Wall, And Upgrade Guardrail.	21-00	\$ 6,540
	34270	Route 033: Near Wheeler Springs, south of Rose Valley Road. Permanent Restoration of Storm Damaged Embankment by Constructing Retaining Wall and Restoring the Roadway.	21-00	\$ 700
	34290	Route 118: In Ventura County, Near Moorpark From Sand Canyon Road To Balcom Canyon Road. Permanent Restoration Of Slope Damage By Constructing Retaining Wall, Paving Shoulder, And Placing Rock Slope Protection (Rsp).	21-00	\$ 4,025
	1XF90	Route 001: In Ventura County, In The City Of Malibu, At Tonga Street. Remove Existing Drainage Pipe, Construct Drainage Junction Box, Install A Twenty Four Inch Csp Culvert, And Repair Sinkhole.	21-00	\$ 810
	1XG00	Route 150: In Ventura County, Near Ojai, About 0.2 Mile East Of Reeves Road. Replace Existing Reinforced Concrete Box Culvert With A Precast Reinforced Concrete Box Culver And Repair Roadway.	21-00	\$ 675
	1XG50	Route 999 (Various): In Ventura County, On Routes 33, 101, And 150 At Various Locations. Repair Fire Damaged Guardrail Systems And Crash Cushions.	21-00	\$ 1,170
	1XG60	Route 150: In Ventura County, Near Ojai, From Reeves Road To Royal Oaks Place In Santa Paula. Repair Fire Damaged Roadway Facilities And Mitigate Slope Erosion.	21-00	\$ 1,235
	1XG70	Route 033: In Ventura County, Near Ojai, From 0.4 Mile North Of Fairview Avenue To Sespe Creek Bridge No. 52-0078. Repair Fire Damaged Roadway Facilities.	21-00	\$ 3,650
	1XG80	Route 033: In Ventura County, Near Ojai, From 1.1 Miles North Of Fair Avenue To Sespe Creek Bridge No. 52-0078. Repair Fire Damaged Roadway, Clean Drainage, Construct Debris Racks, And Stabilize Fire-Damaged Slopes.	21-00	\$ 14,500
<b>SHOPPAC-P TOTAL</b>				<b>\$ 67,050</b>

<b>FY TOTAL</b>				<b>\$ 77,375</b>	<b>\$ 21,299</b>	<b>\$ -</b>	<b>\$ -</b>
<b>GRAND TOTAL</b>				<b>\$</b>	<b>\$</b>	<b>\$</b>	<b>98,674</b>

**FTIP ID** FTIP ID: VENLS13 , 999 - 0.0 / 0.0 - Route 999: Grouped Projects For Safety Improvements, Shoulder Improvements, Pavement Resurfacing And/Or Rehab-Minor Program. Projects Consistent With 40 CFR Part 93.126 Exempt Tables 2 And 3 Categories –  
**VENLS13** Railroad/Highway Crossing, Safer Nonfederalaid System Roads, Shoulder Improvements, Traffic Control Devices & Operating Assist Other Than Signalization, Intersection Signalization At Individual Intersections

DISTRICT 7 (Ventura County) - 2021 FTIP - MPO: SCAG  
 CYCLE: 20/21 - 23/24  
 FTIP AMENDMENT#: 21-00 [PROJECT LISTING]

FUND NAME	EA	PROJECT LOCATION/DESCRIPTION	FTIP AMENDMENT	2020/21	2021/22	2022/23	2023/24
SHOPPAC-P	4T860	Route 118: In Ventura County, At Balcom Canyon Road. Install Traffic Signal.	21-00	\$ 1,770			
	4U000	Route 101: In Ventura County, In The City Of Thousand Oaks At Lakeview Canyon Road To Moorpark Road. Planting, Upgrade Irrigation Soffit Lighting.	21-00	\$ 1,562			
<b>FY TOTAL</b>				<b>\$ 3,332</b>	<b>\$ -</b>	<b>\$ -</b>	<b>\$ -</b>
<b>GRAND TOTAL</b>				<b>\$</b>			<b>3,332</b>

**FTA 5310 GROUPED PROJECT LISTING (FTIP AMENDMENT #21-00)**

07-VEN051005	07-VEN051005											
(\$'s in Thousands)	(\$ in thousands)											
Agency	Project Description	Program Year	Sec 5310 Oxnard	Sec 5310 T.O.	Sec 5310 Small Urban	Sec 5307 Camarillo	Sec 5307 Simi Valley	LTF	PVT	Toll Credits	Total Project Cost	Comments
VCTC	Program Administration	2020/21	59	37							\$96	
Area Agency on Aging	Area Agency on Aging Medi-Ride Operating	2020/21	146	61		55	95	73		142	\$430	
HELP of Ojai	Purchase One Replacement Vehicle	2020/21	38						8		\$46	
PathPoint	Purchase One Expansion Vehicle	2020/21		48					12		\$60	
Thousand Oaks	Senior DAR Intercity Service	2020/21		40				8		16	\$48	
Thousand Oaks	Thousand Oaks Intercity Service Vehicle Lease	2020/21		50				10			\$60	
Interface Children and Family Services	One-Call/One-Click Mobility Management Program	2020/21	264	166						86	\$430	
VCTC	Program Administration	2021/22	31	20							\$51	
Area Agency on Aging	Area Agency on Aging Medi-Ride Operating	2021/22	74	31		33	48	37		77	\$223	
Thousand Oaks	Senior DAR Intercity Service	2021/22		40				10			\$50	
Thousand Oaks	Thousand Oaks Intercity Service Vehicle Lease	2021/22		25				5			\$30	
Interface Children and Family Services	One-Call/One-Click Mobility Management Program	2021/22	139	87						45	\$226	
											\$0	
VCTC	Program Administration	2022/23	32	21							\$53	
Area Agency on Aging	Area Agency on Aging Medi-Ride Operating	2022/23	76	32		34	50	38		78	\$230	
Thousand Oaks	Senior DAR Intercity Service	2022/23		40				10			\$50	
Thousand Oaks	Thousand Oaks Intercity Service Vehicle Lease	2022/23		25				5			\$30	
Interface Children and Family Services	One-Call/One-Click Mobility Management Program	2022/23	143	90						47	\$233	
											\$0	
VCTC	Program Administration	2023/24	33	22							\$55	
Area Agency on Aging	Area Agency on Aging Medi-Ride Operating	2023/24	78	33		35	52	39		79	\$237	
Thousand Oaks	Senior DAR Intercity Service	2023/24		40				10			\$50	
Thousand Oaks	Thousand Oaks Intercity Service Vehicle Lease	2023/24		25				5			\$30	
Interface Children and Family Services	One-Call/One-Click Mobility Management Program	2023/24	147	93						48	\$240	
<b>GRAND TOTAL</b>			<b>\$1,260</b>	<b>\$1,026</b>	<b>\$0</b>	<b>\$157</b>	<b>\$245</b>	<b>\$177</b>	<b>\$20</b>	<b>\$618</b>	<b>\$2,958</b>	

JARC GROUPED PROJECT LISTING 2021 FTIP AMENDMENT 21-00 VEN070202 (\$s in Thousands)													
Agency	County	District-EA (if applicable)	Project Title	Project Description	Program Year	Sec 5307 Ox	Sec 5307 TO	Sec 5307 SV	Sec 5307 Cam	LTF	PVT	Total Project Cost	Comments
Ventura County	Ventura		Human Services Work Transport	Operations of Specialized Transportation Service	20/21	\$61	\$29	\$0	\$0	\$18	\$0	\$108	TDC=\$36
City of Thousand Oaks	Ventura		Route to Success	Low-income Bus Passes	20/21		\$100		\$20	\$10		\$130	TDC=\$40
CalVans	Ventura		CalVans Vanpool	Operating Assistance for Vanpools throughout County	20/21	\$35	\$3	\$0	\$0	\$25	\$0	\$63	
					20/21	\$96	\$132	\$0	\$20	\$53	\$0	\$301	
Ventura County	Ventura		Human Services Work Transport	Operations of Specialized Transportation Service	21/22	\$24	\$6	\$0	\$0	\$6	\$0	\$36	TDC=\$12
City of Thousand Oaks	Ventura		Route to Success	Low-income Bus Passes	21/22		\$50			\$10		\$60	TDC=\$20
CalVans	Ventura		CalVans Vanpool	Operating Assistance for Vanpools throughout County	21/22	\$10	\$3	\$0	\$0	\$0	\$0	\$13	
					21/22	\$34	\$59	\$0	\$0	\$16	\$0	\$109	
Ventura County	Ventura		Human Services Work Transport	Operations of Specialized Transportation Service	22/23	\$24	\$6	\$0	\$0	\$6	\$0	\$36	TDC=\$12
City of Thousand Oaks	Ventura		Route to Success	Low-income Bus Passes	22/23		\$50			\$10		\$60	TDC=\$20
CalVans	Ventura		CalVans Vanpool	Operating Assistance for Vanpools throughout County	22/23	\$10	\$3	\$0	\$0	\$0	\$0	\$13	
					22/23	\$34	\$59	\$0	\$0	\$16	\$0	\$109	
Ventura County	Ventura		Human Services Work Transport	Operations of Specialized Transportation Service	23/24	\$24	\$6	\$0	\$0	\$6	\$0	\$36	TDC=\$12
City of Thousand Oaks	Ventura		Route to Success	Low-income Bus Passes	23/24		\$50			\$10		\$60	TDC=\$20
CalVans	Ventura		CalVans Vanpool	Operating Assistance for Vanpools throughout County	23/24	\$10	\$13	\$0	\$0	\$0	\$0	\$23	
					23/24	\$34	\$69	\$0	\$0	\$16	\$0	\$119	
<b>TOTAL</b>						<b>\$198</b>	<b>\$319</b>	<b>\$0</b>	<b>\$20</b>	<b>\$101</b>	<b>\$0</b>	<b>\$638</b>	

THIS PAGE INTENTIONALLY LEFT BLANK.



**VARIOUS  
COUNTY**

THIS PAGE INTENTIONALLY LEFT BLANK.

Summary of Line Items

FTIP ID	Total Project Cost	Awarded Funds					City					
		FY	ENG	ROW	CON	Total	FY	ENG	ROW	CON	Total	
SCAGATPC42019	2,599	Prior	-	-	-	-	Prior	-	-	-	-	
		18/19	-	-	-	-	18/19	-	-	-	-	
		19/20	-	-	-	-	19/20	-	-	-	-	
		20/21	-	-	500	500	20/21	-	-	-	-	
		21/22	-	-	-	2,099	2,099	21/22	-	-	-	-
		Future	-	-	-	-	-	Future	-	-	-	-
		Total	-	-	-	2,599	2,599	Total	-	-	-	-

2021FTIP

Line Item Projects

No.	Sub Proj ID	Project Description	Total Project Cost	ATP					City				
				FY	ENG	ROW	CON	Total	FY	ENG	ROW	CON	Total
1		In City of Long Beach - Projects will demonstrate temporary active transportation infrastructure to facilitate public engagement, test infrastructure concepts, and improve project delivery.	150	Prior	-	-	-	-	Prior	-	-	-	-
				18/19	-	-	-	-	18/19	-	-	-	-
				19/20	-	-	-	-	19/20	-	-	-	-
				20/21	-	-	150	150	20/21	-	-	-	-
				21/22	-	-	-	-	21/22	-	-	-	-
				Future	-	-	-	-	Future	-	-	-	-
				Total	-	-	150	150	Total	-	-	-	-
2		In City of Calexico - Projects will demonstrate temporary active transportation infrastructure to facilitate public engagement, test infrastructure concepts, and improve project delivery.	225	Prior	-	-	-	-	Prior	-	-	-	-
				18/19	-	-	-	-	18/19	-	-	-	-
				19/20	-	-	-	-	19/20	-	-	-	-
				20/21	-	-	225	225	20/21	-	-	-	-
				21/22	-	-	-	-	21/22	-	-	-	-
				Future	-	-	-	-	Future	-	-	-	-
				Total	-	-	225	225	Total	-	-	-	-
3		In City of Ojai - Projects will demonstrate temporary active transportation infrastructure to facilitate public engagement, test infrastructure concepts, and improve project delivery.	429	Prior	-	-	-	-	Prior	-	-	-	-
				18/19	-	-	-	-	18/19	-	-	-	-
				19/20	-	-	429	429	19/20	-	-	-	-
				20/21	-	-	-	-	20/21	-	-	-	-
				21/22	-	-	-	-	21/22	-	-	-	-
				Future	-	-	-	-	Future	-	-	-	-
				Total	-	-	429	429	Total	-	-	-	-
4		In City of Glendale - Projects will demonstrate temporary active transportation infrastructure to facilitate public engagement, test infrastructure concepts, and improve project delivery.	500	Prior	-	-	-	-	Prior	-	-	-	-
				18/19	-	-	-	-	18/19	-	-	-	-
				19/20	-	-	-	-	19/20	-	-	-	-
				20/21	-	-	500	500	20/21	-	-	-	-
				21/22	-	-	-	-	21/22	-	-	-	-
				Future	-	-	-	-	Future	-	-	-	-
				Total	-	-	500	500	Total	-	-	-	-
5		In City of Pasadena - Projects will demonstrate temporary active transportation infrastructure to facilitate public engagement, test infrastructure concepts, and improve project delivery.	500	Prior	-	-	-	-	Prior	-	-	-	-
				18/19	-	-	-	-	18/19	-	-	-	-
				19/20	-	-	-	-	19/20	-	-	-	-
				20/21	-	-	500	500	20/21	-	-	-	-
				21/22	-	-	-	-	21/22	-	-	-	-
				Future	-	-	-	-	Future	-	-	-	-
				Total	-	-	500	500	Total	-	-	-	-
6		In City of El Monte - Projects will demonstrate temporary active transportation infrastructure to facilitate public engagement, test infrastructure concepts, and improve project delivery.	231	Prior	-	-	-	-	Prior	-	-	-	-
				18/19	-	-	-	-	18/19	-	-	-	-
				19/20	-	-	-	-	19/20	-	-	-	-
				20/21	-	-	231	231	20/21	-	-	-	-
				21/22	-	-	-	-	21/22	-	-	-	-
				Future	-	-	-	-	Future	-	-	-	-
				Total	-	-	231	231	Total	-	-	-	-
7		SCAG - Go Human Services and SCAG Administration	564	Prior	-	-	-	-	Prior	-	-	-	-
				18/19	-	-	-	-	18/19	-	-	-	-
				19/20	-	-	71	71	19/20	-	-	-	-
				20/21	-	-	493	493	20/21	-	-	-	-
				21/22	-	-	-	-	21/22	-	-	-	-
				Future	-	-	-	-	Future	-	-	-	-
				Total	-	-	564	564	Total	-	-	-	-

**Highway Safety Improvement Program (HSIP)  
2019 FTIP Back-Up List, sorted by MPO, Agency and Unique Project ID**

MPO:					Statewide (all MPO's)										
Backup List Updated On:					12/13/2019										
Unique Project ID	HR3 Eligibility	District	Agency	MPO	Project Location	Description of Work	Current Total Project Cost Estimate	Current Programmed Federal Funds	Other/Local Funds	Federal Funds Programmed under "Prior"	Federal Funds Programmed in 2018/19	Federal Funds Programmed in 2019/20	Federal Funds Programmed in 2020/21	Federal Funds Programmed in 2021/22	Approved Federal Funds
H9-07-001	No	7	Alhambra	SCAG	Various signalized intersections throughout the City of Alhambra.	Install pedestrian countdown signal head systems.	\$876,000	\$219,000	\$0	\$0	\$0	\$0	\$0	\$0	\$219,000
H8-12-001	No	12	Anaheim	SCAG	Euclid Street between Glenoaks Avenue and Crescent Avenue.	Construct new median island, and complete signal modifications at intersection of Euclid St. and Glenoaks Ave (new mast arms with left turn phasing, Emergency Vehicle Preemption systems, intersection lighting, new hardware).	\$1,242,900	\$1,118,610	\$124,290	\$133,110	\$0	\$985,500	\$0	\$0	\$1,118,610
H8-12-002	No	12	Anaheim	SCAG	Three high priority guardrail locations, including Santa Ana Canyon Rd. (2 locations) and Gerda St.	Upgrade existing guardrails.	\$598,400	\$598,400	\$0	\$224,000	\$374,400	\$0	\$0	\$0	\$598,400
H8-12-003	No	12	Anaheim	SCAG	Ten corridors including Anaheim Blvd., Ball Rd., Broadway, Cerritos Ave., Crescent St., East St., La Palma Ave., Lincoln Ave., State College Blvd., and Sunkist St.	Replace 672 existing pedestrian crossing heads with pedestrian countdown heads.	\$250,000	\$250,000	\$0	\$0	\$250,000	\$0	\$0	\$0	\$250,000
H9-12-001	No	12	Anaheim	SCAG	Seven (7) signalized intersection locations, including Brookhurst/La Palma, Euclid/Crescent, Harbor/Lincoln, Ball/State College, Ball/Brookhurst, Magnolia/Lincoln, Magnolia/Broadway, and Ball/Knott.	Provide Advanced Dilemma Zone Detection for high speed approaches and signal hardware updates at seven locations, and protected left turn phase at four intersections.	\$2,372,100	\$593,025	\$0	\$0	\$0	\$0	\$0	\$593,025	\$2,372,100
H9-12-002	No	12	Anaheim	SCAG	Various intersections along the following corridors: Ball Rd, Broadway, Brookhurst St, Cerritos Ave, Euclid St, Harbor Blvd, La Palma Ave, Magnolia Ave, Nohl Ranch Rd, Santa Ana Canyon Rd, Serrano Ave and Miraloma Ave.	Upgrade 870 existing pedestrian crossings to pedestrian countdown signal heads at 146 intersections citywide.	\$250,000	\$250,000	\$0	\$0	\$250,000	\$0	\$0	\$0	\$250,000
HSIP7-12-001	No	12	Anaheim	SCAG	The intersection of East Katella Ave. and S. Douglass Rd	Modify signal on Douglass Rd. (northside of Katella Ave.) and Katella Ave. (eastside of Douglass Rd.), including installation of pole, foundation, mast arm signals, electronic sign guides, and new hardware.	\$245,000	\$208,250	\$36,750	\$25,500	\$0	\$0	\$0	\$182,750	\$208,250
HSIP6-07-002	No	7	Azusa	SCAG	One-mile segment of Arrow Highway between Citrus Ave and approx. 500' west of Azusa Ave	Install raised medians	\$613,300	\$490,600	\$122,700	\$37,900	\$452,700	\$0	\$0	\$0	\$490,600
HSIP5-07-002		7	Baldwin Park	SCAG	Maine-Pacific Ave. between Ramona Blvd. and Bogart Ave.	Install traffic signals and raised medians	\$383,000	\$344,600	\$38,400	\$0	\$0	\$0	\$0	\$344,600	\$344,600
HSIP6-08-003	No	8	Barstow	SCAG	Various locations throughout Barstow	Upgrade traffic signals; Install pedestrian countdown head	\$892,200	\$802,900	\$89,300	\$90,000	\$0	\$0	\$0	\$712,900	\$802,900
H8-07-001&002	No	7	Bell Gardens	SCAG	The intersection of Eastern Avenue at Lubec Street.	Install protected-permissive left turn phases and signal heads on new poles where left turn lanes already exist for north/southbound directions.	\$440,000	\$440,000	\$0	\$35,200	\$404,800	\$0	\$0	\$0	\$440,000
H9-07-002	No	7	Bellflower	SCAG	Bellflower Blvd from Artesia Blvd to south City Limits (350' south of Rose St).	INSTALLATION OF CLASS II BIKE LANE, RAISED MEDIAN, BULB-OUTS, HIGH VISIBILITY CROSSWALKS, AND RAPID FLASHING BEACONS	\$1,162,100	\$1,045,890	\$116,210	\$0	\$0	\$0	\$0	\$1,045,890	\$1,045,890
H8-07-003	No	7	Carson	SCAG	Six (6) Intersections - Avalon Blvd at Victoria Street, Main Street at Sepulveda Blvd, Main Street at 220th Street, Main Street at 223rd Street, Figueroa Street at 223rd Street, and Figueroa Street at Torrance Blvd.	Construct intersection upgrades (new signal heads, ADA ramps, service upgrades, LED safety lighting, bike detection, audible pedestrian signals, signal poles, signal mast arms, signal cabinets, raised medians, signing, striping, and left turn phasing)	\$1,912,100	\$1,720,890	\$191,210	\$0	\$1,720,890	\$0	\$0	\$0	\$1,720,890
HSIP6-07-004	No	7	Carson	SCAG	Various locations on Figueroa St, Main St, Victoria St, and Carson St in Carson	Install bike lanes	\$1,487,200	\$1,352,790	\$134,410	\$143,900	\$0	\$0	\$0	\$1,064,990	\$1,352,790
HSIP6-07-005	No	7	Carson	SCAG	Various locations on University Dr, Avalon, Central Ave, Del Amo Blvd, and 223rd St in Carson	Install bike lanes	\$1,389,100	\$1,263,440	\$125,660	\$134,400	\$1,129,040	\$0	\$0	\$0	\$1,263,440
HSIP7-07-002	No	7	Carson	SCAG	Intersection of 190th St/Victoria Ave and Figueroa St	Install Protected Left Turns, Upgrade Signal Hardware, Improve Curb Ramps, install countdown pedestrian heads, upgrade APS	\$202,400	\$202,400	\$0	\$35,000	\$0	\$0	\$0	\$167,400	\$202,400
H8-08-001	No	8	Cathedral City	SCAG	Twenty (20) Intersections throughout the City of Cathedral City.	Install advanced dilemma zone detection and countdown pedestrian signal heads.	\$1,674,000	\$1,674,000	\$0	\$240,000	\$0	\$1,434,000	\$0	\$0	\$1,674,000
H9-08-001	No	8	Cathedral City	SCAG	Ten (10) Intersections Throughout the City of Cathedral City.	Install advanced dilemma zone detection, protected left turn phases, and pedestrian countdown heads.	\$1,302,500	\$325,625	\$0	\$0	\$0	\$0	\$0	\$325,625	\$1,302,500
H9-08-002	No	8	Cathedral City	SCAG	Date Palm Drive and Varner Road	Construct centerline and edgeline rumble strips, install flashing stop signs, and install guardrail.	\$1,089,700	\$272,425	\$0	\$0	\$0	\$0	\$0	\$272,425	\$1,089,700
HSIP7-07-003	No	7	Cerritos	SCAG	Bloomfield Avenue & 166th Street in the City of Cerritos	Modification of the existing traffic signal from a protective-permissive signal to a fully protected signal	\$360,000	\$360,000	\$0	\$54,000	\$0	\$0	\$0	\$306,000	\$360,000
H9-08-003	No	8	Colton	SCAG	Thirteen (13) selected crosswalks near five Colton public schools with a high proportion of students who bike or walk to school.	Install RRFBS, signs, high visibility crosswalk re-striping and yield lines, and ADA-compliant curb ramps.	\$249,800	\$249,800	\$0	\$0	\$0	\$0	\$249,800	\$0	\$249,800
H8-07-004	No	7	Commerce	SCAG	E Gage Avenue south of Stauson Ave and Washington Ave just west of the I-5 freeway.	Construct crosswalks, sidewalks and curb ramps, and install signage, pavement markings and pedestrian countdown heads.	\$173,700	\$156,330	\$17,370	\$0	\$156,330	\$0	\$0	\$0	\$156,330
HSIP7-07-004	No	7	Commerce	SCAG	Signalized intersections on the following corridors: Eastern Ave from Randolph St to Stevens Pt; Telegraph Rd from Garfield to Atlantic Blvd; Atlantic from Ferguson Dr to Sheila St; Garfield from Floilla to Randolph St; Stauson from Eastern to Gage.	Upgrade traffic interconnected system at 39 intersections	\$1,039,200	\$935,280	\$103,920	\$0	\$0	\$0	\$935,280	\$0	\$935,280
H8-07-005	No	7	Compton	SCAG	The Compton Blvd. corridor between Willowbrook Avenue and Central Avenue.	Install bike lanes and lighting along the corridor, and enhance pedestrian crossings at fifteen (15) intersections.	\$1,298,000	\$1,168,200	\$129,800	\$0	\$1,168,200	\$0	\$0	\$0	\$1,168,200
H8-07-006	No	7	Compton	SCAG	Twenty (20) intersections.	Install Pedestrian Countdown Heads.	\$249,800	\$249,800	\$0	\$0	\$249,800	\$0	\$0	\$0	\$249,800
HSIP7-07-005	No	7	Compton	SCAG	Compton Boulevard, from Willowbrook Avenue to eastern City limits.	Installation of raised medians and Class II bicycle lanes	\$1,928,400	\$1,691,098	\$237,302	\$0	\$0	\$0	\$1,691,098	\$0	\$1,691,098
HSIP7-12-002	No	12	Costa Mesa	SCAG	Fairview Rd between Baker St and Adams Ave	Construct raised directional median to restrict left turns, construct new traffic signal.	\$700,600	\$630,540	\$70,060	\$63,000	\$0	\$0	\$567,540	\$0	\$630,540
H9-07-003	No	7	Covina	SCAG	Various locations throughout the City of Covina.	Install inroad warning lights and/or rapid flashing beacons, signage, pavement markings, high visibility crosswalk and curb ramps at uncontrolled crosswalk locations.	\$312,500	\$250,000	\$62,500	\$0	\$250,000	\$0	\$0	\$0	\$250,000
HSIP7-07-006	No	7	Cudahy	SCAG	Along Salt Lake Ave between Walnut St & Patata St/Atlantic Ave.	Installation of pedestrian safety enhancements (advisory signage, crossings)	\$396,500	\$363,180	\$33,320	\$27,000	\$0	\$0	\$0	\$336,180	\$363,180

**Highway Safety Improvement Program (HSIP)  
2019 FTIP Back-Up List, sorted by MPO, Agency and Unique Project ID**

MPO:					Statewide (all MPO's)											
Backup List Updated On:					12/13/2019											
Unique Project ID	HR3 Eligibility	District	Agency	MPO	Project Location	Description of Work	Current Total Project Cost Estimate	Current Programmed Federal Funds	Other/Local Funds	Federal Funds Programmed under "Prior"	Federal Funds Programmed in 2018/19	Federal Funds Programmed in 2019/20	Federal Funds Programmed in 2020/21	Federal Funds Programmed in 2021/22	Approved Federal Funds	
HSIP7-07-007	No	7	Culver City	SCAG	Twelve signalized intersections on the arterial network throughout the city: 2 on Sepulveda Blvd; 7 on Washington Blvd; 1 on Washington Pl; 1 on Culver Blvd; and 1 on Green Valley Circle.	Replace existing permissive left-turn movements with protected/permissive left-turn phases (including new signal standards, mast arms, indications, detection, wiring, and controller upgrades)	\$2,083,300	\$2,083,300	\$0	\$150,000	\$0	\$0	\$0	\$1,933,300	\$0	\$2,083,300
H9-08-004	No	8	Desert Hot Springs	SCAG	Palm Drive from Dillon Road to Pierson Boulevard.	Upgrade standard pedestrian signal heads to countdown style pedestrian signal heads and pedestrian push buttons to accessible pedestrian signal (APS); construct continental style crosswalks with limit lines.	\$206,300	\$206,300	\$0	\$0	\$0	\$0	\$0	\$0	\$206,300	\$206,300
H9-08-005	No	8	Desert Hot Springs	SCAG	Two locations along Palm Drive (just south of Buena Vista Avenue and just south of Hacienda Avenue).	Install two mid-block pedestrian crossings with enhanced safety features (construct continental crosswalks with advance yield lines, LED flashing pedestrian crossings and improve street lighting).	\$119,400	\$107,460	\$11,940	\$0	\$0	\$0	\$0	\$0	\$107,460	\$107,460
H9-08-006	No	8	Desert Hot Springs	SCAG	The intersection of Palm Drive at 8th Street.	Construct median refuges and curb bulb outs, upgrade stop signs to LED bordered stop signs, and upgrade existing crosswalks to continental crosswalks.	\$177,300	\$159,570	\$17,730	\$0	\$0	\$0	\$0	\$0	\$159,570	\$159,570
H8-07-007	No	7	Downey	SCAG	Imperial Highway between Old River School Road and Woodruff Avenue.	Upgrade signals to provide separate left-turn phasing at 3 intersections and provide various safety improvements at other intersections.	\$1,243,100	\$1,243,100	\$0	\$100,000	\$1,143,100	\$0	\$0	\$0	\$0	\$1,243,100
HSIP7-07-008	No	7	Downey	SCAG	Paramount Boulevard - Gardendale Street to Telegraph Road	Traffic signal upgrades: Fiber optic cable, new controllers, signal hardware, equipment, intersection pedestrian countdown signal heads, safety lighting	\$1,926,300	\$1,926,300	\$0	\$187,500	\$0	\$0	\$0	\$1,738,800	\$0	\$1,926,300
HSIP7-07-009	No	7	Downey	SCAG	Stewart and Gray - Old River School Road to Firestone Boulevard	Traffic signal upgrades: Fiber optic cable, new controllers, appurtenant equipment, intersection pedestrian countdown signal heads, safety lighting	\$2,029,800	\$2,029,800	\$0	\$152,500	\$0	\$0	\$0	\$1,877,300	\$0	\$2,029,800
H8-08-003	No	8	Eastvale	SCAG	Forty-six (46) intersections throughout the City of Eastvale.	Retrofit existing traditional pedestrian crossings with Countdown Pedestrian Signals at forty-six (46) locations and install audible APS Controller Units at twenty-two (22) locations.	\$250,000	\$206,500	\$43,500	\$0	\$206,500	\$0	\$0	\$0	\$0	\$206,500
H9-07-004	No	7	El Segundo	SCAG	El Segundo Boulevard between Pacific Coast Highway and Isis Avenue.	Install pedestrian countdown signal heads, enhancing striping with high visibility crosswalks, and construction of ADA compliant curb ramps.	\$241,500	\$241,500	\$0	\$0	\$241,500	\$0	\$0	\$0	\$0	\$241,500
H9-12-003	No	12	Fountain Valley	SCAG	Various intersections, including Edinger Ave at Ward St, Brookhurst St at Hill Ave, Harbor Blvd at Lilac Ave, Magnolia St at Slater Ave, Euclid St at Slater Ave, Warner Ave at Los Jardines West, Ellis Ave at Bushard St, Ellis Ave at Ward St.	Improve signal hardware: lenses, back-plates, mounting size and number; provide protected left-turn phase.	\$1,898,000	\$1,898,000	\$0	\$0	\$0	\$0	\$0	\$0	\$1,898,000	\$1,898,000
H8-12-004	No	12	Fullerton	SCAG	Seventeen (17) unsignalized intersections.	Install pedestrian warning flashing beacons.	\$286,200	\$286,200	\$0	\$0	\$286,200	\$0	\$0	\$0	\$0	\$286,200
H8-12-005	No	12	Fullerton	SCAG	Eighty-four (84) signalized intersections throughout the city.	Install 589 pedestrian countdown signal heads.	\$136,600	\$136,600	\$0	\$0	\$136,600	\$0	\$0	\$0	\$0	\$136,600
H9-12-004	No	12	Garden Grove	SCAG	The intersection of Trask Avenue and Roxey Drive.	Install a new traffic signal.	\$310,000	\$310,000	\$0	\$0	\$310,000	\$0	\$0	\$0	\$0	\$310,000
H9-12-005	No	12	Garden Grove	SCAG	The intersection of Trask Avenue and Newland Street.	Install protected left-turn phasing at all directions.	\$310,000	\$310,000	\$0	\$0	\$310,000	\$0	\$0	\$0	\$0	\$310,000
H9-12-006	No	12	Garden Grove	SCAG	Twenty-one (21) school crossing locations throughout the City of Garden Grove.	Install speed radar feedback signs.	\$249,500	\$249,500	\$0	\$0	\$249,500	\$0	\$0	\$0	\$0	\$249,500
H9-07-005	No	7	Gardena	SCAG	Vermont Ave just North of 133rd St.	Install a pedestrian crosswalk with a Pedestrian Hybrid Beacon (PHB) or High-Intensity Activated Crosswalk Beacon (HAWK) Crossing System.	\$167,800	\$167,800	\$0	\$0	\$167,800	\$0	\$0	\$0	\$0	\$167,800
H8-07-008	No	7	Glendale	SCAG	Various locations along N. Verdugo Road between Canada Blvd (south-split near Glendale Community College) and Canada Blvd (north-split near Menlo Drive), including five (5) signalized intersections, and the overall roadway segment.	Install safety improvements, including dynamic speed warning signs, traffic signal visibility improvements, and dilemma zone detection.	\$1,259,200	\$1,259,200	\$0	\$150,000	\$1,109,200	\$0	\$0	\$0	\$0	\$1,259,200
H9-07-006	No	7	Glendale	SCAG	Four (4) non-signalized intersections throughout Glendale.	Install solar-powered Rectangular Rapid Flashing Beacons (RRFBs) with Bulldog pedestrian push buttons, thermoplastic high visibility crosswalk striping & street markings, and retroreflective signing.	\$275,000	\$247,500	\$27,500	\$0	\$247,500	\$0	\$0	\$0	\$0	\$247,500
H9-07-007	No	7	Glendale	SCAG	Thirty-four (34) roadway segments throughout Glendale.	Upgrade damaged, substandard or missing guardrails.	\$996,000	\$996,000	\$0	\$0	\$996,000	\$0	\$0	\$0	\$0	\$996,000
H9-07-008	No	7	Glendora	SCAG	The vicinity of five (5) public and private elementary schools, including Cullen Elementary, Sellers Elementary, La Fetra Elementary, Hope Lutheran School, and Stanton Elementary.	Install curb extensions, high-visibility crosswalks, enhanced crosswalk signage and pavement markings, street lighting, flashing beacons at stop signs, pedestrian countdown signals, lead ped intervals, and no-passing centerlines.	\$523,900	\$250,000	\$273,900	\$0	\$250,000	\$0	\$0	\$0	\$0	\$250,000
H8-08-004	No	8	Grand Terrace	SCAG	Three (3) uncontrolled four-way stop intersections and two (2) signalized intersections along Mt. Vernon Avenue.	Upgrade intersection and crosswalk pavement markings, install advanced speed feedback warning signs, and install segment lighting.	\$435,700	\$435,700	\$0	\$37,400	\$398,300	\$0	\$0	\$0	\$0	\$435,700
H9-08-007	No	8	Grand Terrace	SCAG	Various sections of Barton Road, Mount Vernon Avenue, Vista Grande Way and Vivienda Avenue, in the cities of Grand Terrace and Colton.	Upgrade existing guardrails to meet the current standards.	\$648,300	\$648,300	\$0	\$0	\$648,300	\$0	\$0	\$0	\$0	\$648,300
H8-07-009	No	7	Hawaiian Gardens	SCAG	Various signalized intersections along Carson St. between Western City Limit (Pioneer Blvd) and Eastern City Limit (Bloomfield Ave).	Install traffic signal hardware improvements.	\$397,500	\$397,500	\$0	\$0	\$0	\$0	\$397,500	\$0	\$0	\$397,500
H8-07-010	No	7	Hawaiian Gardens	SCAG	Various intersections on Norwalk Blvd between 214th St and 226th St.	Install traffic signal improvements.	\$516,000	\$464,400	\$51,600	\$0	\$0	\$464,400	\$0	\$0	\$0	\$464,400
HSIP7-07-010	No	7	Hawthorne	SCAG	1.3 mile section of 120th Street from Prairie Avenue to Felton Avenue	Traffic signal upgrades (upgrade signals, controllers and detection) and coordination at eight signalized intersections and improve crossings and signage at spot locations in the corridor	\$1,500,800	\$1,305,800	\$195,000	\$0	\$0	\$0	\$0	\$1,305,800	\$0	\$1,305,800
H8-08-005	No	8	Hemet	SCAG	Signalized intersections on the following corridors: Cavston Ave, Dämenigoni Pkwy, Kirby St, Latham Ave, Lyon Ave, Sanderson Ave, State St, and Stetson St; Mountain Ave & Soboba St, Warren Rd & Mustang Wy.	Install LED luminaire safety lighting and pedestrian countdown signal heads.	\$985,900	\$985,900	\$0	\$55,000	\$930,900	\$0	\$0	\$0	\$0	\$985,900
H9-08-008	No	8	Hesperia	SCAG	The intersection of Main Street and Timberlane Avenue/Sultana Street.	Install a traffic signal; widen roadway to accommodate left turn pockets; install curb, gutter, sidewalk, curb ramps, crosswalks, and lighting; provide pedestrian phasing and countdown timers.	\$1,214,300	\$899,300	\$315,000	\$0	\$899,300	\$0	\$0	\$0	\$0	\$899,300
HSIP7-08-004	No	8	Hesperia	SCAG	On Main Street at Balsam Avenue	Construct raised curb island median, install street lighting, and improve signing and striping	\$232,300	\$209,070	\$23,230	\$0	\$0	\$0	\$0	\$0	\$209,070	\$209,070
H8-11-008	No	11	Imperial County	SCAG	SR-86 at Heber Curve.	Eliminate curve: install 4-way stop; install southbound left turn lane and dedicated westbound right turn lane; and add intersection lighting.	\$2,550,000	\$2,515,000	\$35,000	\$360,000	\$0	\$2,155,000	\$0	\$0	\$0	\$2,515,000

**Highway Safety Improvement Program (HSIP)  
2019 FTIP Back-Up List, sorted by MPO, Agency and Unique Project ID**

MPO:					Statewide (all MPO's)											
Backup List Updated On:					12/13/2019											
Unique Project ID	HR3 Eligibility	District	Agency	MPO	Project Location	Description of Work	Current Total Project Cost Estimate	Current Programmed Federal Funds	Other/Local Funds	Federal Funds Programmed under "Prior"	Federal Funds Programmed in 2018/19	Federal Funds Programmed in 2019/20	Federal Funds Programmed in 2020/21	Federal Funds Programmed in 2021/22	Federal Funds Programmed in 2022/23	Approved Federal Funds
HSIP7-11-013	Yes	11	Imperial County	SCAG	Intersection of Keystone Road at Austin Road in Imperial County	Intersection Improvements: install intersection lighting: paving of the intersection, including rumble strips and flashing beacons at stop signs and intersection warning signs.	\$233,200	\$209,880	\$23,320	\$25,650	\$0	\$0	\$0	\$184,230	\$209,880	
HSIP7-11-015	Yes	11	Imperial County	SCAG	Forrester Road, Evan Hewes Highway, Dogwood Road, Keystone Road, Marina Drive. Imperial County Major Corridor Sign Audit.	Traffic sign audit at five (5) Roadway Corridors in Imperial County. Replacement of approximately one hundred forty three (143) current traffic signs on Forrester Road with high visibility/high reflective signs.	\$136,500	\$132,500	\$4,000	\$75,000	\$0	\$0	\$0	\$57,500	\$132,500	
H8-08-007	No	8	Indio	SCAG	Twenty-one (21) intersections throughout the City of Indio.	Install signal timers and pedestrian countdown heads.	\$250,000	\$250,000	\$0	\$0	\$250,000	\$0	\$0	\$0	\$250,000	
H8-08-008	No	8	Indio	SCAG	Avenue 44 from Monroe Street to Palo Verde Avenue.	Construct Road Diet (reduce travel lanes from four to two with a two-way left turn lane, and install bike lanes and space for street parking).	\$366,800	\$330,120	\$36,680	\$0	\$330,120	\$0	\$0	\$0	\$330,120	
H9-08-009	No	8	Indio	SCAG	Fifteen (15) signalized intersections throughout the City of Indio.	Install advanced dilemma zone detection.	\$1,402,200	\$350,550	\$0	\$0	\$0	\$0	\$0	\$350,550	\$1,402,200	
H8-07-011	No	7	Inglewood	SCAG	Centinela Ave between La Cienega Blvd and La Brea Ave.	Construct raised center medians and install traffic signal improvements including protected left turn phasing at the intersections of Centinela at Beach, Centinela at Eucalyptus, and Centinela at La Brea.	\$1,530,800	\$1,377,720	\$153,080	\$0	\$1,377,720	\$0	\$0	\$0	\$1,377,720	
H8-07-012	No	7	Inglewood	SCAG	La Brea Avenue between 64th Street and Beach Avenue.	Install traffic signal improvements.	\$193,800	\$193,800	\$0	\$0	\$193,800	\$0	\$0	\$0	\$193,800	
H8-07-013	No	7	Inglewood	SCAG	Prairie Avenue between Grace Avenue and 111th Street.	Install traffic signal improvements.	\$875,400	\$875,400	\$0	\$0	\$0	\$875,400	\$0	\$0	\$875,400	
H8-07-014	No	7	Inglewood	SCAG	Various signalized intersections throughout the City of Inglewood.	Install pedestrian countdown signal heads.	\$207,900	\$207,900	\$0	\$0	\$207,900	\$0	\$0	\$0	\$207,900	
H9-07-009	No	7	Inglewood	SCAG	Various uncontrolled crosswalks throughout the City of Inglewood, including Centinela Ave at Market St, Manchester Blvd at Cedar Ave, on Regent St between Greville Ave and La Brea Avenue, two midblock crosswalks on Market St between Regent St and Manchester Blvd.	Install high visibility crosswalk enhancements including pedestrian signals, signing and striping, and Rectangular Rapid Flashing Beacons (RRFBs).	\$250,000	\$62,500	\$0	\$0	\$0	\$0	\$0	\$62,500	\$250,000	
H9-08-010	No	8	Jurupa Valley	SCAG	Nineteen (19) locations throughout the City totaling twenty-eight (28) guardrail segments.	Upgrade existing metal beam guardrails to current Caltrans Midwest Guardrail System (MGS) standards, including new end treatments and beam sections, and relocate guardrails to correct locations.	\$654,200	\$127,300	\$145,000	\$0	\$0	\$0	\$0	\$127,300	\$509,200	
HSIP7-08-007	No	8	Jurupa Valley	SCAG	Pedley Road from 60th St. to 0.2 miles north of Kim Lane.	Add left-turn lanes to 6 unsignalized intersections along Pedley Road and modify storm drain under-crossings by relocating headwalls away from the travel lanes and adding guardrails at the headwall abutments.	\$1,300,900	\$1,035,810	\$130,090	\$135,000	\$0	\$0	\$1,035,810	\$0	\$1,170,810	
H9-07-010	No	7	La Canada Flintridge	SCAG	Various intersections along Foothill Blvd (Hillard Ave, Palm Dr, Gould Ave, Commonwealth Ave, and Hampton Rd).	Improve signal hardware, install pedestrian countdown heads, and add left turn phasing to two intersections (Hillard Ave and Foothill Blvd).	\$458,700	\$114,675	\$0	\$0	\$0	\$0	\$0	\$114,675	\$458,700	
H9-12-007	No	12	La Habra	SCAG	Six (6) intersections, including La Habra Blvd & Monte Vista St, La Habra Blvd & Cypress St, Harbor Blvd & Stems Ave, Lambert Rd & Idaho St, Idaho St & Las Lomas Ave, and La Habra Blvd & Euclid St.	Add left-turn storage and left-turn protected signal phasing at one intersection; add left-turn protected signal phasing at four intersections; and upgrade existing signals at all six intersections.	\$784,600	\$706,140	\$78,460	\$0	\$706,140	\$0	\$0	\$0	\$706,140	
H9-12-008	No	12	La Habra	SCAG	Eight (8) intersections, including La Habra & Monte Vista, La Habra & Cypress, Harbor & Stems, Lambert & Idaho, Las Lomas & Idaho, La Habra & Euclid, La Habra & Harbor, and Lambert & Harbor.	Upgrade existing pedestrian signal heads with new pedestrian countdown signal heads.	\$115,400	\$115,400	\$0	\$0	\$115,400	\$0	\$0	\$0	\$115,400	
H8-07-015	No	7	La Puente	SCAG	Eight (8) crosswalk locations throughout the City of La Puente.	Install Rectangular Rapid Flashing Beacons (RRFBs), curb extensions, advanced pavement markings, warning signs, and high visibility crosswalks.	\$783,600	\$783,600	\$0	\$0	\$0	\$783,600	\$0	\$0	\$783,600	
HSIP7-08-008	No	8	La Quinta	SCAG	Various streets throughout the City of La Quinta	Upgrade traffic signal interconnect network including the installation of new fiber optic interconnect, replacing existing wired interconnect with fiber optic cables and all contingent work to improve signal timing and coordination.	\$1,971,000	\$1,971,000	\$0	\$100,000	\$0	\$0	\$1,871,000	\$0	\$1,971,000	
H8-07-016	No	7	La Verne	SCAG	Fruit Street between Baseline Road and Foothill Boulevard.	Install protected left turn phase improvements at Baseline Road, and install raised medians along Fruit Street from south of Interstate 210 Freeway to north of Foothill Boulevard.	\$881,900	\$793,710	\$88,190	\$0	\$793,710	\$0	\$0	\$0	\$793,710	
H8-07-017	No	7	La Verne	SCAG	Intersection of Durward Way at White Avenue.	Install signals, lighting and raised medians.	\$280,000	\$252,000	\$28,000	\$0	\$252,000	\$0	\$0	\$0	\$252,000	
HSIP7-07-011	No	7	La Verne	SCAG	Foothill Boulevard (State Route 66) Corridor (1.5 miles) from Damien Ave. in the west to Towne Center Dr. in the east Wheeler Avenue, Emerald Avenue and Fruit Street/White Avenue	Installation of larger signal heads, signal masts & reflective back plates at 2 major intersections; left turn signal phase at Foothill Blvd./Emerald Ave.; and installation of pedestrian countdown signals at 8 intersections.	\$409,200	\$409,200	\$0	\$0	\$0	\$0	\$0	\$409,200	\$409,200	
H8-08-009	No	8	Lake Elsinore	SCAG	Eight (8) intersections throughout the city.	Install advanced dilemma zone detection, flashing warning beacons, and left turn phasing.	\$825,300	\$825,300	\$0	\$80,000	\$0	\$745,300	\$0	\$0	\$825,300	
H9-08-011	No	8	Lake Elsinore	SCAG	Ten (10) intersections throughout the City of Lake Elsinore.	Install advanced dilemma zone detection, protected left turns, and pedestrian countdown heads.	\$1,348,900	\$337,225	\$0	\$0	\$0	\$0	\$0	\$337,225	\$1,348,900	
H8-07-019	No	7	Lancaster	SCAG	Intersection of Avenue I at 60th Street West.	Modify the existing traffic signal to provide east/west protected left turn phasing, and install advance "Signal Ahead" signs and flashing beacons.	\$214,000	\$214,000	\$0	\$0	\$214,000	\$0	\$0	\$0	\$214,000	
HSIP6-07-012	No	7	Lancaster	SCAG	On E Avenue I between Challenger Way and Price Lane	Install sidewalks and bike lanes, curb ramps, curb extension, and crosswalks; Upgrade signals	\$1,368,400	\$1,231,400	\$137,000	\$96,500	\$0	\$0	\$0	\$1,134,900	\$1,231,400	
HSIP6-07-013	No	7	Lancaster	SCAG	On E Avenue I between Price Lane and 35th St East	Install sidewalks and bike lanes, curb ramps, curb extension, and crosswalks; Upgrade signals	\$1,647,500	\$1,482,600	\$164,900	\$116,200	\$0	\$0	\$0	\$1,366,400	\$1,482,600	
HSIP7-07-012	No	7	Lancaster	SCAG	10th Street West from Lancaster Boulevard to Avenue J, Avenue J from 10th Street West to Challenger Way	Construct sidewalk, curb and gutter and curb ramps, install new striping to accommodate new bike lanes and some on-street parking. Construct mid-block crossings and median refuge islands.	\$2,729,700	\$2,456,730	\$272,970	\$360,000	\$0	\$0	\$2,096,730	\$0	\$2,456,730	
H8-07-020	No	7	Long Beach	SCAG	Various locations on Anaheim Street between the Los Angeles River and Pacific Coast Highway.	Install controlled-access medians, signal upgrades, and pedestrian refuges.	\$3,326,300	\$2,993,670	\$332,630	\$0	\$0	\$2,993,670	\$0	\$0	\$2,993,670	
H8-07-021	No	7	Long Beach	SCAG	Ten (10) signalized intersections on Los Coyotes Diagonal from Outer Traffic Circle to Carson Street.	Install new traffic signal poles, indications and related equipment to accommodate the protected left turn phasing.	\$872,200	\$872,200	\$0	\$65,000	\$807,200	\$0	\$0	\$0	\$872,200	
H8-07-022	No	7	Long Beach	SCAG	Eighteen (18) uncontrolled intersections.	Install enhanced pedestrian crossings, including high visibility crosswalks along with yield triangles, new pedestrian signs and solar powered warning flashers.	\$250,000	\$250,000	\$0	\$28,800	\$221,200	\$0	\$0	\$0	\$250,000	

**Highway Safety Improvement Program (HSIP)  
2019 FTIP Back-Up List, sorted by MPO, Agency and Unique Project ID**

MPO:					Statewide (all MPO's)										
Backup List Updated On:					12/13/2019										
Unique Project ID	HR3 Eligibility	District	Agency	MPO	Project Location	Description of Work	Current Total Project Cost Estimate	Current Programmed Federal Funds	Other/Local Funds	Federal Funds Programmed under "Prior"	Federal Funds Programmed in 2018/19	Federal Funds Programmed in 2019/20	Federal Funds Programmed in 2020/21	Federal Funds Programmed in 2021/22	Approved Federal Funds
H8-07-023	No	7	Los Angeles	SCAG	Fifteen (15) intersections: 42nd Pl/Central Av., Superior St/Zetzel Av., Parthenia St/Willis Av., Romaine St/Vine St, 111th St/Avalon Bl, Sunnyslope Av/Vanowen St, Olympic Bl/Serrano Av, 84th St/84th Pl/Figueroa St, and the other seven (7) intersections.	Install new traffic signals at existing partially stop controlled intersections.	\$5,284,000	\$4,755,600	\$528,400	\$951,120	\$0	\$3,804,480	\$0	\$0	\$4,755,600
H8-07-024	No	7	Los Angeles	SCAG	Twenty (20) intersections: Lindley Av/Sherman Wy, Compton Av/Imperial Hwy, Foothill Bl/Osborne St, Lassen St/Sepulveda Bl, Florence Av/Van Ness Av, Balboa Bl/Parthenia St, Tampa Av/Victory Bl, Union Av/Washington Bl, and the other twelve (12) intersections.	Modify traffic signals to install protected phasing operations (19 locations for left-turn and 1 for pedestrian scramble); upgrade signal indication sizes, install APS devices, and install/upgrade curb ramps.	\$5,827,111	\$5,244,400	\$582,711	\$850,500	\$0	\$4,393,900	\$0	\$0	\$5,244,400
H9-07-011	No	7	Los Angeles	SCAG	Various locations throughout the City of Los Angeles.	Upgrade existing obsolete guardrail to modern metal beam guardrail.	\$1,000,000	\$1,000,000	\$0	\$0	\$0	\$0	\$1,000,000	\$0	\$1,000,000
HSIP6-07-020	No	7	Los Angeles	SCAG	Citywide list of 46 locations including W 3rd St/S Van Ness Ave, etc.	Install Rectangular Rapid Flashing Beacons	\$1,433,600	\$1,290,200	\$143,400	\$258,300	\$0	\$0	\$0	\$1,031,900	\$1,290,200
HSIP7-07-013	No	7	Los Angeles	SCAG	Citywide list of 28 locations starting with Adams Bl & West View St; Avalon Bl & 90th St; Avalon Bl & 97th St; etc.	Install rectangular rapid flashing beacons (RRFBs) at uncontrolled locations.	\$4,140,800	\$3,726,720	\$414,080	\$745,380	\$0	\$0	\$2,981,340	\$0	\$3,726,720
HSIP7-07-014	No	7	Los Angeles	SCAG	17 locations in City of LA: Manchester Av at Normandie, Hoover, Vermont & Broadway; Imperial & Figueroa, Carson & Western, Victory at Laurel Cyn & Coldwater Cyn., Crenshaw & Stocker, MLK & Vermont Lincoln & Rose, Amigo/Rinaldi/118 Fwy	Modify traffic signals by installing turn phasing, upgrading signal indication sizes, install audible pedestrian devices	\$4,496,900	\$4,496,900	\$0	\$803,000	\$0	\$0	\$3,693,900	\$0	\$4,496,900
HSIP7-07-015	No	7	Los Angeles	SCAG	Crenshaw Boulevard from Florence Avenue to 79th Street	Construct raised medians, and curb extensions, install rectangular rapid flashing beacons, modify signals	\$2,320,000	\$1,776,380	\$543,620	\$417,600	\$0	\$0	\$1,358,780	\$0	\$1,776,380
H8-07-026	No	7	Los Angeles County	SCAG	Intersections of Olympic Boulevard at Garfield Avenue and Whittier Boulevard at Eastern Avenue, located in the unincorporated County area of East Los Angeles.	Install various traffic signal improvements, including upgrading standards, mastarms, vehicle heads, protected left-turn phasing, bicycle and vehicle detection, ADA access ramps, communication, and other associated equipment.	\$763,000	\$763,000	\$0	\$136,200	\$626,800	\$0	\$0	\$0	\$763,000
H8-07-027	No	7	Los Angeles County	SCAG	Intersections of Covina Boulevard at Hollenbeck Avenue, Cypress Street at Vincent Avenue, and Workman Mill Road at Lomitas Avenue, located in the unincorporated County area of San Gabriel Valley.	Install various traffic signal equipment upgrades, including upgrading standards, mastarms, vehicle heads, bicycle and vehicle detection, access ramps, communication, and other associated equipment.	\$1,252,100	\$1,252,100	\$0	\$223,600	\$1,028,500	\$0	\$0	\$0	\$1,252,100
H8-07-028	No	7	Los Angeles County	SCAG	Intersections of 120th Street at Normandie Avenue and 120th Street at Compton Avenue, located in the unincorporated County areas of West Athens and Willowbrook.	Install various traffic signal equipment upgrades, including upgrading standards, mastarms, vehicle heads, bicycle and vehicle detection, protected-permissive left-turn phasing, access ramps, communication, and other associated equipment.	\$957,800	\$957,800	\$0	\$171,000	\$786,800	\$0	\$0	\$0	\$957,800
H8-07-029	No	7	Los Angeles County	SCAG	Intersections of Amar Rd at Baldwin Park Blvd, Badillo St at Irwindale Ave, Santa Anita Ave at Freer St, and Temple Ave at Azusa Ave, in various city/county shared-jurisdiction locations in the San Gabriel Valley area.	Install various traffic signal equipment upgrades, including upgrading standards, mastarms, vehicle heads, protected left-turn phasing, bicycle and vehicle detection, access ramps, communication, and other associated equipment.	\$1,217,200	\$1,217,200	\$0	\$217,300	\$999,900	\$0	\$0	\$0	\$1,217,200
H8-07-030	Yes	7	Los Angeles County	SCAG	Intersections of Las Virgenes Road at Mulholland Highway and at Pluma Road, in Unincorporated County Area.	Install traffic signal improvements: upgrade 8 vehicle heads to 12; install video detection, Battery Back-up and CCTV systems; and establish communications with LA County Traffic Management Center (TMC)	\$112,400	\$112,400	\$0	\$10,000	\$102,400	\$0	\$0	\$0	\$112,400
H8-07-031	Yes	7	Los Angeles County	SCAG	Glendora Mountain Road from Big Dalton Canyon Road to East Fork Road.	Remove existing centerline striping and install recessed thermoplastic striping and recessed pavement markers	\$921,500	\$828,000	\$93,500	\$110,000	\$718,000	\$0	\$0	\$0	\$828,000
H8-07-032	Yes	7	Los Angeles County	SCAG	Bouquet Canyon Road between one mile south of Elizabeth Lake Road and the City of Santa Clarita Boundary Line.	Install chevron signs, curve advance warning signs, and variable speed warning signs.	\$536,000	\$536,000	\$0	\$0	\$536,000	\$0	\$0	\$0	\$536,000
H8-07-033	Yes	7	Los Angeles County	SCAG	San Francisquito Canyon Road between Elizabeth Lake Road and the City of Santa Clarita Boundary Line, and Lake Hughes Road between Elizabeth Lake Road and Ridge Route Road.	Install chevron signs and advance curve warning signs.	\$1,086,500	\$1,086,500	\$0	\$200,000	\$886,500	\$0	\$0	\$0	\$1,086,500
H9-07-012	No	7	Los Angeles County	SCAG	City/County shared-jurisdiction locations in the Athens, Rancho Dominguez Hills, West Carson, Willowbrook areas (Broadway at El Segundo Blvd, Broadway at Rosecrans Ave, Normandie Ave at 104th St, Normandie Ave at 228th St, and Rosecrans Ave at Atlantic Ave)	Construct various traffic signal improvements, including upgrading standards, mastarms, protected-permissive left-turn phasing, vehicle heads, bicycle and vehicle detection, ADA access ramps, communication, and other associated equipment.	\$2,320,500	\$2,320,500	\$0	\$0	\$0	\$0	\$0	\$2,320,500	\$2,320,500
H9-07-013	No	7	Los Angeles County	SCAG	Various city/county shared jurisdiction locations in the Ardmore and Willowbrook areas, including the intersections of Alameda St at 92nd St/Southern Ave, Alameda St at Nabeau St, Alameda St at El Segundo Pl, and Alameda St at Firestone Pl.	Install various traffic signal improvements, including upgrading standards, mastarms, vehicle heads, protected left-turn phasing, bicycle and vehicle detection, ADA access ramps, communication, and other associated equipment.	\$1,675,600	\$1,675,600	\$0	\$0	\$1,675,600	\$0	\$0	\$0	\$1,675,600
H9-07-014	No	7	Los Angeles County	SCAG	The intersections of Avalon Blvd at 135th St and Avalon Blvd at Rosecrans Ave, in the unincorporated County area of Willowbrook.	Construct various traffic signal improvements, including upgrading standards, mastarms, vehicle heads, bicycle and vehicle detection, ADA access ramps, communication, and other associated equipment.	\$749,500	\$749,500	\$0	\$0	\$749,500	\$0	\$0	\$0	\$749,500
H9-07-015	No	7	Lynwood	SCAG	The Intersection of Imperial Highway and Atlantic Avenue	Add left turn phases and modernize control equipment, detection and lighting, construct curb ramps and pertinent striping improvements.	\$225,900	\$225,900	\$0	\$0	\$0	\$0	\$0	\$225,900	\$225,900
H9-07-016	No	7	Lynwood	SCAG	Intersection of Alameda St at Martin Luther King, Jr. Blvd.	Add left turn phases, detection and lighting, upgrade ramps and striping improvements.	\$460,900	\$460,900	\$0	\$0	\$0	\$0	\$0	\$460,900	\$460,900
H9-07-017	No	7	Lynwood	SCAG	Intersection of Atlantic Ave at Carlin Ave.	Install left turn phases, cabinet modifications, detection, lighting, upgrade ramps and striping improvements.	\$324,800	\$324,800	\$0	\$0	\$0	\$0	\$0	\$324,800	\$324,800
HSIP5-07-035	No	7	Lynwood	SCAG	The St. Francis Hospital located at the southwest corner of Imperial Highway and Martin Luther King, Jr. Blvd. Improvements at Stockwell, Arvall, Benwell, and MLK Jr. Blvd.	City will install pedestrian crossings, signs, safety features, and pedestrian signals.	\$292,100	\$292,100	\$0	\$0	\$0	\$0	\$292,100	\$0	\$292,100
H8-08-010	No	8	Menifee	SCAG	Signalized intersections on the following corridors: Murrieta Road, Menifee Road, Newport Road, Goetz Road, Haun Road, McCall Boulevard, La Piedra Road, Antelope Road, and Scott Road.	Install pedestrian countdown signal heads, APS push buttons, ADA-compliant curb ramps and crosswalk striping.	\$936,700	\$936,700	\$0	\$70,000	\$866,700	\$0	\$0	\$0	\$936,700
H9-08-012	No	8	Menifee	SCAG	Antelope Road between Sunstream Drive and La Piedra Road.	Install raised median.	\$584,300	\$525,870	\$58,430	\$0	\$0	\$0	\$525,870	\$0	\$525,870
HSIP7-08-010	No	8	Menifee	SCAG	Signalized intersections on the following corridors on the west side of Menifee: McCall Blvd, Murrieta Road, Newport Rd, Goetz Rd, La Piedra Rd, Haun Rd, Normandy Rd, and Sun City Blvd.	Install wireless interconnect system including radios, controllers, and related communication equipment upgrades to improve safety and operations via optimized traffic signal timing coordination.	\$511,700	\$496,700	\$15,000	\$0	\$0	\$496,700	\$0	\$0	\$496,700
HSIP7-08-011	No	8	Menifee	SCAG	Signalized intersections on the following corridors on the east side of Menifee: Menifee Rd, Briggs Rd, McCall Blvd, Newport Rd, Lindenberger Rd, Antelope Rd, Holland Rd, and Scott Rd.	Install wireless interconnect system including radios and related communication equipment upgrade to improve safety and operations via optimized traffic signal timing coordination.	\$509,900	\$494,900	\$15,000	\$0	\$0	\$0	\$0	\$494,900	\$494,900
HSIP4-07-037		7	Monrovia	SCAG	Huntinton Dr/5th Ave.; Duarte Rd/Peck Rd.; Foothill Blvd./Sunset Pl.; Foothill Blvd./California Ave.	Install pedestrian safety devices and crosswalk lighting system; upgrade traffic signals	\$730,000	\$657,000	\$73,000	\$76,500	\$0	\$0	\$0	\$580,500	\$657,000
HSIP7-07-016	No	7	Montebello	SCAG	The intersections of Via Campo and Findlay Avenue; Garfield Avenue and Whittier Boulevard; and Garfield Avenue and Via Campo	Upgrade signal hardware, improve signal timing and operation	\$860,000	\$860,000	\$0	\$100,000	\$0	\$0	\$0	\$760,000	\$860,000
H9-07-018	No	7	Monterey Park	SCAG	Vvarious signalized intersections along Garfield Avenue between the northern and southern city limits.	Install signal hardware improvements to the lenses, back-plates with retroreflective borders, mounting, size, and number, as well as installation of pedestrian countdown signal heads.	\$537,200	\$134,300	\$0	\$0	\$0	\$0	\$0	\$134,300	\$537,200

Highway Safety Improvement Program (HSIP)  
2019 FTIP Back-Up List, sorted by MPO, Agency and Unique Project ID

MPO:					Statewide (all MPO's)											
Backup List Updated On:					12/13/2019											
Unique Project ID	HR3 Eligibility	District	Agency	MPO	Project Location	Description of Work	Current Total Project Cost Estimate	Current Programmed Federal Funds	Other/Local Funds	Federal Funds Programmed under "Prior"	Federal Funds Programmed in 2018/19	Federal Funds Programmed in 2019/20	Federal Funds Programmed in 2020/21	Federal Funds Programmed in 2021/22	Approved Federal Funds	
HSIP7-07-019	No	7	Monterey Park	SCAG	Three downtown intersections in Monterey Park: Garfield Ave & Hellman Ave, Garfield Ave & Emerson Ave, and Alhambra Ave & Hellman Ave with Almansor St	Improve signal timing at 3 downtown intersections. Add Left turn phase to 2 intersections. Add Left turn lane and phase at 1 intersection. Improve signal hardware at 2 of them and install pedestrian countdown signal heads at all 3.	\$925,000	\$832,500	\$92,500	\$0	\$0	\$0	\$0	\$832,500	\$832,500	
HSIP3-07-033		7	Moorpark	SCAG	Princeton Avenue East of Spring Road to the South of Condor Drive Improvements	Improve Existing Road For Class II Bkeway In Both Directions: Construct Curb And Gutter; Install 2-Way Left-Turn Lane, Signs, Stripes And Pavement Markings. Construct Retaining Walls.	\$2,660,100	\$900,000	\$1,760,100	\$0	\$0	\$0	\$0	\$900,000	\$900,000	
H8-08-011	No	8	Moreno Valley	SCAG	Citywide locations.	Upgrade existing guardrails.	\$779,900	\$779,900	\$0	\$194,975	\$0	\$584,925	\$0	\$0	\$779,900	
H8-08-012	No	8	Moreno Valley	SCAG	Seven locations citywide.	Upgrade existing marked crosswalks on arterials.	\$250,000	\$250,000	\$0	\$45,000	\$0	\$205,000	\$0	\$0	\$250,000	
H8-08-013	No	8	Moreno Valley	SCAG	Lasselle Street from south city limit to College Drive.	Install high-friction surface treatment at spot locations; install speed control system on seven (7) signalized intersections.	\$522,300	\$522,300	\$0	\$93,200	\$0	\$429,100	\$0	\$0	\$522,300	
HSIP7-08-012	No	8	Moreno Valley	SCAG	65 signalized intersections citywide	Install advanced dilemma zone detection systems	\$3,841,900	\$3,841,900	\$0	\$300,000	\$0	\$0	\$3,541,900	\$0	\$3,841,900	
HSIP7-08-013	No	8	Moreno Valley	SCAG	Kilching Street between Sunnymead Boulevard and Alessandro Boulevard	Conduct Road Safety Audit and implement eligible recommended improvements	\$140,000	\$140,000	\$0	\$25,000	\$0	\$0	\$0	\$115,000	\$140,000	
HSIP7-08-014	No	8	Moreno Valley	SCAG	Ironwood Avenue from 500' west of Lasselle Street to Nason Street	Conduct Road Safety Audit and implement eligible recommended improvements	\$350,000	\$350,000	\$0	\$62,500	\$0	\$0	\$0	\$287,500	\$350,000	
H9-08-013	No	8	Murrieta	SCAG	Five uncontrolled mid-block crosswalk locations near four school sites.	Install in-pavement LED lighted crosswalks and curb ramps.	\$291,100	\$247,435	\$43,665	\$0	\$247,435	\$0	\$0	\$0	\$247,435	
H8-07-034	No	7	Norwalk	SCAG	Pioneer Boulevard between 166th Street (South City Limits) and Lakeland Road (North City Limits).	Upgrade signals to provide separate left-turn phasing at eight (8) intersections and provide various safety improvements at adjacent intersections.	\$2,911,000	\$2,911,000	\$0	\$0	\$2,911,000	\$0	\$0	\$0	\$2,911,000	
H8-07-035	No	7	Norwalk	SCAG	Pioneer Boulevard between 166th Street (South City Limits) and Lakeland Avenue (North City Limits).	Update signal timing and coordinated operations of fifteen (15) signalized intersections, construct a fiber-optic communication network to integrate with the City's Traffic Management Center (TMC).	\$1,281,700	\$640,850	\$640,850	\$0	\$640,850	\$0	\$0	\$0	\$640,850	
H8-07-036	No	7	Norwalk	SCAG	Norwalk Boulevard from 166th Street (South City Limits) to Rosecrans Avenue; and from Adoree Street to Lakeland Road (North City Limits).	Upgrade signals to provide separate left turn phasing at six (6) intersections and provide various safety improvements at adjacent intersections.	\$2,294,500	\$2,294,500	\$0	\$0	\$2,294,500	\$0	\$0	\$0	\$2,294,500	
H8-07-037	No	7	Norwalk	SCAG	Norwalk Boulevard from 166th Street (South City Limits) to Rosecrans Avenue; and from Adoree Street to Lakeland Road (North City Limits).	Update signal timing and coordinated operations of eleven (11) signalized intersections, construct a fiber-optic communication network to integrate with the City's Traffic Management Center (TMC).	\$1,135,100	\$567,550	\$567,550	\$0	\$567,550	\$0	\$0	\$0	\$567,550	
HSIP6-07-037	No	7	Norwalk	SCAG	On Rosecrans Ave between Studebaker Rd and Carmentia Rd	Upgrade traffic signals (interconnect); Install pedestrian countdown heads	\$1,267,800	\$1,140,900	\$126,900	\$133,560	\$1,007,340	\$0	\$0	\$0	\$1,140,900	
HSIP6-07-038	No	7	Norwalk	SCAG	On Studebaker Rd between Alondra Blvd and Rosecrans Ave	Upgrade traffic signals (interconnect)and curb ramps; Install pedestrian countdown heads	\$801,700	\$721,300	\$80,400	\$85,140	\$636,160	\$0	\$0	\$0	\$721,300	
HSIP6-07-039	No	7	Norwalk	SCAG	On San Antonio Ave-Norwalk Blvd between Rosecrans Ave and Civic Center Dr, and On Civic Center Dr between Norwalk Blvd and Bloomfield Ave	Upgrade traffic signals (interconnect)and curb ramps; install pedestrian countdown signal heads	\$897,600	\$807,600	\$90,000	\$95,130	\$712,470	\$0	\$0	\$0	\$807,600	
HSIP7-07-020	No	7	Norwalk	SCAG	Alondra Boulevard between Puma Avenue and Shoemaker Avenue	Traffic signal upgrades including fiber optic cable, new controllers, signal head upgrades, pedestrian countdown signal heads, and new traffic poles	\$1,155,000	\$1,155,000	\$0	\$173,250	\$0	\$0	\$981,750	\$0	\$1,155,000	
HSIP7-07-021	No	7	Norwalk	SCAG	Firestone Boulevard between West City Limits (Interstate 605) and Rosecrans Ave (Interstate 5)	Traffic signal upgrades: fiber optic cable, new controllers; appurtenant equipment and intersection pedestrian countdown signal heads	\$1,502,200	\$1,502,200	\$0	\$225,330	\$0	\$0	\$1,276,870	\$0	\$1,502,200	
HSIP7-07-022	No	7	Norwalk	SCAG	Studebaker Road between Rosecrans Avenue and Cecilia Street	Traffic signal upgrades: fiber optic cable, new controllers, appurtenant equipment and intersection pedestrian countdown signal heads	\$1,125,300	\$1,125,300	\$0	\$168,795	\$0	\$0	\$956,505	\$0	\$1,125,300	
H8-12-010	No	12	Orange	SCAG	Intersection of Chapman Avenue at Batavia Street.	Install protected left-turn phasing for northbound and southbound approaches.	\$399,800	\$399,800	\$0	\$40,000	\$0	\$359,800	\$0	\$0	\$399,800	
H8-12-011	No	12	Orange	SCAG	Intersection of Chapman Avenue at Feldner Street.	Install protected left-turn phasing for northbound and southbound approaches.	\$248,500	\$248,500	\$0	\$40,000	\$208,500	\$0	\$0	\$0	\$248,500	
H8-12-012	No	12	Orange	SCAG	Intersection of Chapman Avenue at Flower Street.	Install protected left-turn phasing for northbound and southbound approaches.	\$248,500	\$248,500	\$0	\$40,000	\$208,500	\$0	\$0	\$0	\$248,500	
H8-12-013	No	12	Orange	SCAG	Three arterial road segments: La Veta Avenue from Flower St. to Bedford St., Collins Avenue from Wanda Rd. to Bond Ave., and Chapman Avenue from Jamboree Rd. to Orange Park Blvd.	Install Radar Feedback Speed Signs at specific locations with a history of speed related accidents.	\$300,500	\$300,500	\$0	\$40,000	\$260,500	\$0	\$0	\$0	\$300,500	
H9-12-009	No	12	Orange	SCAG	The intersection of Glassell Street and Palmyra Avenue.	Install a two phase traffic signal.	\$369,100	\$92,275	\$0	\$0	\$0	\$0	\$0	\$92,275	\$369,100	
HSIP7-12-004	No	12	Orange	SCAG	The intersection of Glassell St. and Meats Ave.	Install protected left-turn phasing for northbound and southbound approaches.	\$249,300	\$249,300	\$0	\$40,000	\$0	\$0	\$0	\$209,300	\$249,300	
HSIP7-12-005	No	12	Orange	SCAG	The intersection of Glassell St. and Collins Ave.	Install protected left-turn phasing for northbound and southbound approaches	\$281,900	\$281,900	\$0	\$38,400	\$0	\$0	\$0	\$243,500	\$281,900	
HSIP7-12-006	No	12	Orange	SCAG	At 33 signalized intersections within the City of Orange	Install pedestrian countdown signals (PCS), new crosswalk striping and battery back-ups	\$350,600	\$350,600	\$0	\$30,000	\$0	\$0	\$0	\$320,600	\$350,600	
HSIP7-12-007	No	12	Orange	SCAG	At 12 signalized intersections within the City of Orange	Upgrade the accessible pedestrian signals (APS)	\$178,000	\$178,000	\$0	\$20,000	\$0	\$0	\$0	\$158,000	\$178,000	
HSIP7-12-008	No	12	Orange County	SCAG	Santiago Canyon Rd between Slate Rte 241 and N. Live Oak	Install reflectors, and/or object markers; Improve pavement friction with High Friction Surface Treatments. Additional countermeasures such as left turn pockets, curve warning signs, metal beam guardrail reconstruction, as well as the bike lane striping improvements, may be incorporated.	\$2,158,600	\$1,942,740	\$215,860	\$226,800	\$0	\$0	\$0	\$1,715,940	\$1,942,740	



**Highway Safety Improvement Program (HSIP)  
2019 FTIP Back-Up List, sorted by MPO, Agency and Unique Project ID**

MPO:					Statewide (all MPO's)										
Backup List Updated On:					12/13/2019										
Unique Project ID	HR3 Eligibility	District	Agency	MPO	Project Location	Description of Work	Current Total Project Cost Estimate	Current Programmed Federal Funds	Other/Local Funds	Federal Funds Programmed under "Prior"	Federal Funds Programmed in 2018/19	Federal Funds Programmed in 2019/20	Federal Funds Programmed in 2020/21	Federal Funds Programmed in 2021/22	Approved Federal Funds
H8-07-038	No	7	Oxnard	SCAG	Intersections along Oxnard Blvd (at Fourth St, Seventh St & Dale St) and Channel Islands Blvd (at J St, Slatham Blvd & Gislser Ave) and the intersection of Ventura Rd at Seventh St.	Modify traffic signals.	\$1,878,600	\$1,628,303	\$157,147	\$93,150	\$0	\$1,628,303	\$0	\$0	\$1,721,453
HSIP7-07-023	No	7	Oxnard	SCAG	At 5 intersections along Saviers Road, and the intersection of Oxnard Boulevard and Fifth Street in the city of Oxnard.	Install intersection lighting and convert signal to mast arm	\$1,146,600	\$953,730	\$114,660	\$78,210	\$0	\$0	\$0	\$953,730	\$1,031,940
H8-08-014	No	8	Palm Springs	SCAG	Fourteen (14) intersections throughout the city.	Modify traffic signal for improved visibility, install advanced dilemma zone detection, and add protected left-turn phasing	\$2,686,600	\$2,686,600	\$0	\$479,700	\$0	\$2,206,900	\$0	\$0	\$2,686,600
H8-08-015	No	8	Palm Springs	SCAG	Gene Autry Trail from Salvia Road to 1600 ft south of Salvia Road.	Install flashing beacon/changeable message signs and delineators.	\$370,900	\$304,700	\$0	\$66,200	\$0	\$304,700	\$0	\$0	\$370,900
H9-08-014	No	8	Palm Springs	SCAG	Nine (9) signalized intersections throughout the City of Palm Springs.	Install advanced dilemma zone detection, protected left turns and pedestrian countdown heads.	\$1,702,700	\$425,675	\$0	\$0	\$0	\$0	\$0	\$425,675	\$1,702,700
HSIP7-08-015	No	8	Palm Springs	SCAG	Various intersections (17) throughout the City of Palm Springs	Modify traffic signal for improved visibility and install advanced dilemma zone detection.	\$3,325,200	\$3,325,200	\$0	\$295,000	\$0	\$0	\$0	\$3,030,200	\$3,325,200
H8-07-039	No	7	Palmdale	SCAG	Intersection of Avenue S-8 at 40th Street East.	Convert an existing two-way stop to a roundabout.	\$2,910,603	\$2,910,603	\$0	\$372,203	\$0	\$2,538,400	\$0	\$0	\$2,910,603
H8-07-041	No	7	Palmdale	SCAG	Various locations citywide.	Upgrade guardrail and end treatments.	\$599,800	\$599,800	\$0	\$54,000	\$0	\$545,800	\$0	\$0	\$599,800
H8-07-042	No	7	Palos Verdes Estates	SCAG	Eleven (11) locations throughout the City.	Upgrade existing metal beam guardrails to Midwest Guardrail System (MGS) standards, including new end treatments and beam sections, and relocate guardrails to correct locations.	\$243,400	\$243,400	\$0	\$0	\$243,400	\$0	\$0	\$0	\$243,400
H9-07-019	No	7	Pasadena	SCAG	Various Locations throughout the west side of the City.	Repair existing damaged guardrail.	\$334,000	\$289,000	\$45,000	\$0	\$289,000	\$0	\$0	\$0	\$289,000
HSIP4-07-012	No	7	Pasadena	SCAG	Fair Oaks Ave./Colorado Blvd.; Lake Ave./Mountain St.	Install pedestrian bulb-outs and curb ramps; enhance striping	\$1,014,602	\$657,700	\$356,902	\$0	\$0	\$0	\$0	\$657,700	\$657,700
H9-08-015	No	8	Perris	SCAG	Perris Blvd. Corridor from Ramona Exp. to 4th Street.	Modify signal phasing to implement a Leading Pedestrian Interval (LPI), review/modify signal & pedestrian crossing timing, add audio detection, install louvers/PV lights, upgrade ramps & median per ADA, and add a 2nd signal head on mast arm	\$850,200	\$850,200	\$0	\$0	\$0	\$0	\$0	\$850,200	\$850,200
H8-07-044	No	7	Pico Rivera	SCAG	Intersections of Washington Blvd/Crossway Drive, Paramount Blvd/Beverly Blvd, Whittier Blvd/Lindsey Ave, Rosemead Blvd/Gallatin Rd, and Paramount Blvd/Rex Road.	Install improved signal hardware (three intersections); and convert pedestal-mounted to signal mast arms (two intersections).	\$696,300	\$696,300	\$0	\$80,300	\$0	\$616,000	\$0	\$0	\$696,300
HSIP7-07-024	No	7	Pico Rivera	SCAG	A total of 19 high capacity intersections located along Beverly Boulevard, Paramount Boulevard, Rosemead Boulevard, Slauson Avenue and Whittier Boulevard in the City of Pico Rivera	Install signal hardware (12" LED lenses, backplates, signal timing/emergency vehicle preemption upgrades) & pedestrian countdown signal heads	\$853,100	\$853,100	\$0	\$0	\$0	\$0	\$853,100	\$0	\$853,100
H9-12-010	No	12	Piacentia	SCAG	Five (5) intersections, including Bastanchury Rd/Valencia Ave, Yorba Linda Blvd/Kraemer Blvd, Yorba Linda Blvd/Palm Dr, Kraemer Bl/Madison Ave, and Chapman Ave/Bradford Ave.	Improve signal hardware and provide protected left-turn phase.	\$1,284,000	\$1,284,000	\$0	\$0	\$0	\$0	\$0	\$1,284,000	\$1,284,000
H8-07-045	No	7	Pomona	SCAG	Intersections of Towne Avenue and Philadelphia Street, Garey Avenue and Rio Rancho Road/Philadelphia Street.	Modify two existing traffic signals to provide protected left turn phases.	\$662,600	\$662,600	\$0	\$45,000	\$0	\$617,600	\$0	\$0	\$662,600
H9-07-020	No	7	Pomona	SCAG	Various signalized intersections throughout the City of Pomona.	Install pedestrian countdown heads.	\$250,000	\$62,500	\$0	\$0	\$0	\$0	\$0	\$62,500	\$250,000
H9-08-016	No	8	Ramona Band of Cahulla	SCAG	Hog Lake Road (6518), also referred to as Hog Lake Truck Trail. A 1.6 mile alignment from near the intersection with Baulista Road to the Ramona Reservation.	Upgrade existing stop signs and install new traffic signs.	\$20,000	\$20,000	\$0	\$0	\$20,000	\$0	\$0	\$0	\$20,000
HSIP6-08-013	No	8	Rancho Mirage	SCAG	27 intersections throughout Rancho Mirage	Upgrade traffic signals (interconnect); install pedestrian countdown signal heads	\$1,857,400	\$1,486,000	\$371,400	\$2,000	\$1,484,000	\$0	\$0	\$0	\$1,486,000
HSIP6-08-014	No	8	Rancho Mirage	SCAG	On Monterey Ave between Gran Via-Avenida Las Palmas and Dinah Shore Dr, On Dinah Shore Dr between Monterey Ave and Key Largo Ave	Upgrade traffic signals (interconnect); install pedestrian countdown signal heads	\$638,200	\$574,200	\$64,000.00	\$70,800	\$503,400	\$0	\$0	\$0	\$574,200
H8-08-016	No	8	Redlands	SCAG	Various locations throughout the city.	Install emergency vehicle preemption at signalized intersections.	\$1,188,000	\$1,188,000	\$0	\$148,500	\$0	\$1,039,500	\$0	\$0	\$1,188,000
H8-08-017	No	8	Redlands	SCAG	Various locations throughout the City.	Install pedestrian countdown heads at signalized intersections.	\$244,400	\$244,400	\$0	\$11,100	\$233,300	\$0	\$0	\$0	\$244,400
H9-08-017	No	8	Redlands	SCAG	Orange Blossom Trail at Alabama Street and Tennessee Street.	Install pedestrian crossings with enhanced safety features.	\$250,000	\$250,000	\$0	\$0	\$0	\$0	\$0	\$250,000	\$250,000
HSIP7-08-016	No	8	Redlands	SCAG	-Redlands Boulevard (At the intersections of State, Ninth, Seventh and Fifth) -Orange Street (Shoppers Lane) -Citrus Avenue (Central Avenue)	Install rectangular rapid flashing beacons	\$300,300	\$270,270	\$30,030	\$0	\$0	\$0	\$0	\$270,270	\$270,270
H8-08-018	No	8	Rialto	SCAG	Four (4) intersections: Baseline Rd at Sycamore Ave, Baseline Rd at Eucalyptus Ave, Etiwanda Ave at Cedar Ave, and Riverside Ave at Alder Ave.	Provide protected left turn phase; Improve signal hardware.	\$990,000	\$990,000	\$0	\$100,000	\$0	\$890,000	\$0	\$0	\$990,000
H8-08-019	No	8	Rialto	SCAG	Baseline Road from Willow Avenue to Meridian Avenue.	Construct a 12-ft wide raised center median and ADA curb ramps.	\$1,174,800	\$1,057,320	\$117,480	\$135,000	\$0	\$922,320	\$0	\$0	\$1,057,320
H8-08-019	No	8	Rialto	SCAG	In the City of Rialto along West Baseline Road, From Lilac Avenue to Meridian Avenue.	Construct new 12 foot wide medians along Baseline Avenue from approximately 300 feet west of Willow Avenue to Meridian Avenue as well as installing median fencing on the south side of Eisenhower High School	\$1,723,800	\$1,233,320	\$395,480	\$135,000	\$0	\$1,233,320	\$0	\$0	\$1,368,320
HSIP7-08-017	No	8	Rialto	SCAG	On Merrill Ave from East City Limits to West City Limits, and South Riverside Ave from Slover Ave to Aqua Mansa Rd.	Install 4.5 miles of Class II bike lanes	\$176,800	\$158,120	\$18,680	\$35,010	\$0	\$0	\$0	\$123,110	\$158,120
H8-08-020	No	8	Riverside	SCAG	All currently interconnected traffic signals within the city.	Install new model 2070 controllers, with an upgraded controller software and central system.	\$1,119,800	\$559,900	\$559,900	\$0	\$559,900	\$0	\$0	\$0	\$559,900

**Highway Safety Improvement Program (HSIP)  
2019 FTIP Back-Up List, sorted by MPO, Agency and Unique Project ID**

MPO:					Statewide (all MPO's)										
Backup List Updated On:					12/13/2019										
Unique Project ID	HR3 Eligibility	District	Agency	MPO	Project Location	Description of Work	Current Total Project Cost Estimate	Current Programmed Federal Funds	Other/Local Funds	Federal Funds Programmed under "Prior"	Federal Funds Programmed in 2018/19	Federal Funds Programmed in 2019/20	Federal Funds Programmed in 2020/21	Federal Funds Programmed in 2021/22	Approved Federal Funds
HSIP7-08-002	No	8	Riverside	SCAG	Various Locations throughout the City	Install High Friction Surface Treatment at five Locations, Construct 2 HAWK Signals, deploy new signal timing plans for 35 traffic signals in the Downtown Area	\$1,291,800	\$1,098,030	\$193,770	\$0	\$0	\$0	\$1,098,030	\$0	\$1,098,030
H8-08-021	Yes	8	Riverside County	SCAG	Gilman Springs Road between approx. 8,900 ft S/O Alessandro Blvd and approx. 5,100 ft S/O Bridge St, in the Moreno Valley area.	Construct eight (8) ft paved shoulders, centerline/edge/line rumble stripes and other incidental work.	\$9,818,400	\$7,916,560	\$1,901,840	\$1,212,370	\$0	\$6,704,190	\$0	\$0	\$7,916,560
H8-08-022	No	8	Riverside County	SCAG	Reche Vista Dr between City of Moreno Valley & Reche Canyon Rd, Reche Canyon Rd between Reche Vista Dr & approx. 500 ft north of Woodson Rd, and La Sierra Ave between El Sobrante Rd & Orchard View Ln	Upgrade existing guardrail/end treatments.	\$1,200,000	\$1,200,000	\$0	\$208,900	\$0	\$991,100	\$0	\$0	\$1,200,000
H9-08-018	No	8	Riverside County	SCAG	Various high profile roadway corridors, including Cajalco Rd between Wood Rd and Temescal Canyon Rd, Gavilan Rd between Cajalco Rd and Lake Mathews Rd, and Sage Rd between Cactus Valley Rd and SH-79.	Review and upgrade horizontal alignment warning signs per the CA MUTCD mandate.	\$250,000	\$250,000	\$0	\$0	\$250,000	\$0	\$0	\$0	\$250,000
H9-08-019	No	8	Riverside County	SCAG	Cajalco Road between La Sierra Avenue and Temescal Canyon Road.	Upgrade existing guardrail/end treatments to meet current standards.	\$978,800	\$978,800	\$0	\$0	\$0	\$0	\$0	\$978,800	\$978,800
HSIP7-08-018	No	8	Riverside County	SCAG	The proposed project is located on Cajalco Road, between a point approx. 1,000' west of Brown Street and a approx. point 1,000' east of Day Street, in the Perris area of Unincorporated Riverside County.	Roadway improvements to accommodate a two-way left-turn lane, traffic signal modifications	\$4,789,400	\$3,680,460	\$1,108,940	\$0	\$0	\$0	\$3,680,460	\$0	\$3,680,460
HSIP7-08-019	No	8	Riverside County	SCAG	Project is located at 2 separate locations: Harrison St between 54th Ave and 81st Ave (Thermal area), and San Timoteo Canyon Rd between Redlands Blvd and the City of Beaumont limits (Moreno Valley area).	Conduct a Roadway Safety Audit, install centerline rumble stripe, upgrade painted edgeline with thermoplastic striping, and install/upgrade signs with new fluorescent sheeting (regulatory or warning)	\$985,800	\$887,220	\$98,580	\$153,000	\$0	\$0	\$734,220	\$887,220	
H9-08-020	No	8	San Bernardino	SCAG	Fourty-nine (49) signalized intersections along Mt. Vernon Avenue from Highland Avenue to Johnston Street, Baseline Street from Del Rosa Avenue to California Street, and Highland Avenue from Medical Center Drive to Victoria Avenue	Implement advanced dilemma zone detection.	\$4,341,400	\$1,085,350	\$0	\$0	\$0	\$0	\$1,085,350	\$4,341,400	
H9-08-021	No	8	San Bernardino	SCAG	Two hundred twenty-four (224) signalized intersections on various arterials.	Upgrade various signal hardware components, including traffic signal heads, push buttons, and pedestrian signal heads.	\$5,490,800	\$1,372,700	\$0	\$0	\$0	\$0	\$0	\$1,372,700	\$5,490,800
H9-08-022	No	8	San Bernardino County	SCAG	The intersections of Phelan Road with Arrowhead Rd., Sunny Vista Rd., Tumbleweed Rd and Sonora Rd. in the unincorporated community of Phelan.	Install left-turn and right-turn lanes with acceleration lanes.	\$1,250,400	\$292,500	\$125,040	\$0	\$0	\$0	\$0	\$292,500	\$1,125,360
HSIP6-08-020	Yes	8	San Bernardino County	SCAG	On National Trails Highway (SR 66) between Amboy Rd and 17 miles east	Install striping and pavement markers	\$778,400	\$700,500	\$77,900	\$0	\$700,500	\$0	\$0	\$0	\$700,500
H8-07-046	No	7	San Fernando	SCAG	Nine (9) intersections along the Metrolink rail corridor (1st St at Hubbard Ave & Maclay Avenue; San Fernando Rd at Brand Blvd, Hubbard Ave & Maclay Ave; and Truman St at Brand Blvd, Hubbard Ave, Maclay Ave & Wolfskill St)	Install larger signal heads, additional street lighting, and protected left turn phase signals where left turn lanes already exist.	\$1,096,000	\$1,096,000	\$0	\$0	\$1,096,000	\$0	\$0	\$1,096,000	
HSIP7-07-026	No	7	San Fernando	SCAG	Glen Oaks Boulevard, from Hubbard St. in the west (western city limit) and Arroyo St. in east (eastern city limit)	Install protective left turn phasing at intersections, installation of raised medians at approaches, and the improvement of signal hardware	\$1,380,400	\$1,380,400	\$0	\$0	\$0	\$0	\$1,380,400	\$0	\$1,380,400
H8-07-047	No	7	San Gabriel	SCAG	Intersection of San Gabriel Blvd and Roses Road.	Install a pedestrian actuated overhead flashing beacon with pedestrian crossing signage, curb ramps, pedestrian ahead signage, etc.	\$270,200	\$270,200	\$0	\$26,200	\$244,000	\$0	\$0	\$0	\$270,200
HSIP7-07-027	No	7	San Gabriel	SCAG	Located in the City of San Gabriel, which included 4 spot location improvements at the intersections of Las Tunas Dr/Mission Drive, Las Tunas Dr/Del Mar Ave, Las Tunas Dr/Country Club Dr, & San Gabriel Blvd/Live Oak St	Installation of safety enhancements (ex: left turn phasing, RRFB, at existing uncontrolled crosswalks)	\$569,800	\$569,800	\$0	\$43,100	\$0	\$0	\$0	\$526,700	\$569,800
H8-08-023	No	8	San Jacinto	SCAG	Sanderson Avenue between Ramona Expressway and Cottonwood Avenue.	Widen paved shoulders, install crash impact attenuators around fixed objects, install centerline rumble stripes, add safety lighting, install radar speed limit signs and re-stripe roadway.	\$1,011,600	\$820,440	\$191,160	\$0	\$0	\$820,440	\$0	\$0	\$820,440
H9-08-023	No	8	San Jacinto	SCAG	The intersection of San Jacinto Ave and Shaver St.	Install traffic signal with protected left turn phasing, pedestrian push buttons and leading pedestrian intervals; construct ADA ramps; install sidewalk on the E/S of San Jacinto Ave.	\$519,200	\$467,280	\$51,920	\$0	\$467,280	\$0	\$0	\$0	\$467,280
H8-12-014	No	12	Santa Ana	SCAG	Intersection of Main Street and 15th Street.	Install a new traffic signal.	\$408,800	\$408,800	\$0	\$73,000	\$0	\$335,800	\$0	\$0	\$408,800
H8-12-015	No	12	Santa Ana	SCAG	Intersections of 1st Street at Jackson Street and 5th Street at Euclid Street.	Install left turn phasing (east and west directions at 1st Street at Jackson Street and north and south directions at 5th Street and Euclid Street).	\$726,200	\$726,200	\$0	\$129,800	\$0	\$596,400	\$0	\$0	\$726,200
HSIP7-12-009	No	12	Santa Ana	SCAG	At 74 intersections located within the City of Santa Ana	Upgrade non-standard 8 inch vehicle head with 12 inch vehicle head assembly and associated hardware	\$655,600	\$655,600	\$0	\$117,000	\$0	\$0	\$538,600	\$0	\$655,600
HSIP7-12-010	No	12	Santa Ana	SCAG	At 14 uncontrolled crosswalks within the City of Santa Ana	Installation of rectangular rapid flashing beacons, advanced "yield" markings, additional striping and signage	\$545,400	\$545,400	\$0	\$85,000	\$0	\$0	\$460,400	\$0	\$545,400
HSIP7-12-011	No	12	Santa Ana	SCAG	East and west directions at Euclid Street and Hazard Avenue.	Installation of left turn phasing for east and west directions	\$306,400	\$306,400	\$0	\$54,000	\$0	\$0	\$0	\$252,400	\$306,400
HSIP7-12-012	No	12	Santa Ana	SCAG	Along Flower Street from Civic Center Drive to Warner Ave	Installation of bicycle lanes along 2.5 mile corridor of Flower Street and protected left turn phasing at two intersections	\$945,000	\$850,500	\$94,500	\$143,100	\$0	\$0	\$707,400	\$0	\$850,500
H8-07-048	No	7	Santa Clarita	SCAG	Soledad Canyon Road at the intersections of Oak Springs Canyon Road, Rue Entree, Flowerpark Drive, Poppy Meadow Street, and Shadow Pines Boulevard.	Replace existing permissive and protected-permissive signal traffic controls with protected left-turn phases.	\$519,700	\$519,700	\$0	\$51,000	\$468,700	\$0	\$0	\$0	\$519,700
H8-07-049	No	7	Santa Clarita	SCAG	Various locations throughout the City.	Upgrade existing guardrail and end treatments.	\$1,182,500	\$1,182,500	\$0	\$191,500	\$991,000	\$0	\$0	\$0	\$1,182,500
H9-07-021	No	7	Santa Clarita	SCAG	Seven (7) intersections: McBean Pkwy/ Magic Mountain Pkwy, McBean Pkwy/ Newhall Ranch Rd, Newhall Ranch Rd/ Rye Cyn Rd, Soledad Cyn Rd/ Valley Center Dr, Golden Valley Rd/ Valley Center Dr, Via Princessa/ Whites Cyn Rd, and Conner Hill Rd/ Decoro Dr	Install new pedestrian traffic signs, advanced yield lines, continental crosswalks, and associated pavement striping; reconstruct curb ramps for enhanced visibility.	\$249,500	\$249,500	\$0	\$0	\$0	\$0	\$249,500	\$0	\$249,500
H9-07-022	No	7	South El Monte	SCAG	various signalized intersections throughout the City.	Install signal hardware improvements to the lenses, back-plates with retroreflective borders, mounting, size, and number, as well as installation of pedestrian countdown signal heads.	\$601,300	\$150,325	\$0	\$0	\$0	\$0	\$0	\$150,325	\$601,300
HSIP7-07-030	No	7	South El Monte	SCAG	The intersections of Santa Anita Avenue with Klingerman Street, Rush Street, and Central Avenue	Provide protected left turn phases at all three intersections; convert signals to mast arms on the Klingerman Street approaches at the Santa Anita Avenue and Klingerman Street intersection.	\$597,000	\$537,300	\$59,700	\$44,820	\$0	\$0	\$0	\$492,480	\$537,300
H8-07-050	No	7	South Gate	SCAG	Long Beach Boulevard between Santa Ana Street and Tweedy Boulevard.	Construct raised center median, re-stripe roadway corridor, and adjust utilities to grade.	\$1,650,900	\$1,485,810	\$165,090	\$247,500	\$0	\$1,238,310	\$0	\$0	\$1,485,810

**Highway Safety Improvement Program (HSIP)  
2019 FTIP Back-Up List, sorted by MPO, Agency and Unique Project ID**

MPO:					Statewide (all MPO's)											
Backup List Updated On:					12/13/2019											
Unique Project ID	HR3 Eligibility	District	Agency	MPO	Project Location	Description of Work	Current Total Project Cost Estimate	Current Programmed Federal Funds	Other/Local Funds	Federal Funds Programmed under "Prior"	Federal Funds Programmed in 2018/19	Federal Funds Programmed in 2019/20	Federal Funds Programmed in 2020/21	Federal Funds Programmed in 2021/22	Approved Federal Funds	
H9-07-023	No	7	South Gate	SCAG	Various intersections throughout the City of South Gate (California Avenue and Missouri Avenue, State Street and Illinois Avenue, Southern Avenue and Madison Avenue, Otis Street and Missouri Avenue).	Install crosswalk improvements including in-roadway warning lights, signing and striping upgrades to meet current standards, and upgrade pedestrian ramps to be ADA compliant.	\$249,780	\$62,445	\$0	\$0	\$0	\$0	\$0	\$0	\$62,445	\$249,780
HSIP7-07-033	No	7	South Gate	SCAG	On Garfield Avenue between Southern Avenue and Howery Street	Construct raised center median	\$1,710,700	\$1,539,630	\$171,070	\$243,000	\$0	\$0	\$1,296,630	\$0	\$0	\$1,539,630
HSIP6-07-050	No	7	South Pasadena	SCAG	Mission St/Diamond Ave, Mission St/Fairview Ave, and Fremont Ave/Lyndon St	Upgrade crosswalks: Install in-roadway warning lights	\$264,962	\$238,465	\$26,497	\$27,000	\$211,465	\$0	\$0	\$0	\$0	\$238,465
HSIP7-07-034	No	7	South Pasadena	SCAG	On Fair Oaks Avenue between Huntington Drive and Hope Street.	Improve signal timing on Fair Oaks Avenue between Huntington Drive and Hope Street. Provide software updates to existing signal controllers. Implement advance loop detection on Fair Oaks Avenue.	\$315,900	\$315,900	\$0	\$47,500	\$0	\$0	\$0	\$268,400	\$315,900	
H9-08-024	No	8	Temecula	SCAG	Signalized locations on corridors, including Butterfield Stage Rd, Jefferson Ave, Margarita Rd, Pechanga Pkwy, Rancho California Rd, Redhawk Pkwy, Temecula Pkwy, and Ynez Rd.	Install pedestrian countdown signal heads, ADA-compliant pedestrian pushbuttons, and upgrade traffic signal controllers.	\$931,200	\$908,200	\$23,000	\$0	\$0	\$0	\$908,200	\$0	\$908,200	
H9-08-025	No	8	Temecula	SCAG	Signalized intersections of Margarita Road and Verdes Lane, Ynez Road and Town Center North, Ynez Road and Town Center South, Redhawk Parkway and Paseo Parallon/Overland Trail, and Winchester Road and Enterprize Circle.	Upgrade existing permissive left-turn phases and signal heads with protected left-turn phases on existing and/or new traffic signal poles and mast arms.	\$566,900	\$489,510	\$77,390	\$0	\$0	\$0	\$0	\$489,510	\$489,510	
HSIP7-08-020	No	8	Temecula	SCAG	Signalized intersections along the following corridors within the City Limits: Winchester Road, Rancho California Road, and Temecula Parkway.	Install fiber optic communication system upgrades including: conduit, cable, controllers and related communication equipment to improve safety and operations via optimized traffic signal timing coordination.	\$1,321,200	\$1,208,200	\$113,000	\$0	\$0	\$0	\$1,208,200	\$0	\$1,208,200	
H9-07-024	No	7	Thousand Oaks	SCAG	Thousand Oaks Blvd between Conejo School Rd and Skyline Dr.	Relocate and consolidate two existing crosswalks located on Thousand Oaks Blvd. at Live Oak St and Oakview Dr. to one single mid-block crosswalk between Live Oak St and Oakview Dr.	\$560,600	\$126,135	\$56,060	\$0	\$0	\$0	\$0	\$126,135	\$504,540	
H9-08-026	No	8	Twentynine Palms	SCAG	Residential area (high speed rural residential/local area) south of Two Mile Rd, North of Baseline Rd, East of Encelia Ave, and west of Elm Ave.	Upgrade intersection pavement markings and installing advance flashing beacons for advance warning.	\$1,190,000	\$1,190,000	\$0	\$0	\$0	\$0	\$0	\$1,190,000	\$1,190,000	
HSIP7-08-001	No	8	Twentynine Palms	SCAG	State Route 62 between Encelia Avenue and Larrea Avenue (approximately 0.6 miles).	Install sidewalk infrastructure on the south side of the highway and across a culvert. Pedestrian crossing signage and high-visibility crosswalk pavement markings will be installed at Encelia and Larrea Avenues.	\$783,900	\$606,510	\$177,390	\$0	\$0	\$0	\$606,510	\$0	\$606,510	
H8-07-051	Yes	7	Ventura County	SCAG	Pleasant Valley Road between Dodge Road and Halles Road (East of the City of Oxnard and State Route 1).	Widen pavement and install striping to accommodate two-way left-turn lane.	\$1,312,000	\$975,000	\$337,000	\$65,000	\$0	\$910,000	\$0	\$0	\$975,000	
H9-07-025	No	7	Ventura County	SCAG	The Intersection of Hueneme Road with Wood Road and the Intersection of Hueneme Road with Los Posas Road.	Installation of new traffic signals at the intersection of Hueneme Rd. & Wood Rd. & updating existing traffic signals to implement a protective left turn approach at the intersections of Hueneme Rd. & Los Posas Rd. with a traffic signal connection.	\$823,000	\$823,000	\$0	\$0	\$0	\$0	\$0	\$823,000	\$823,000	
H9-07-026	No	7	Ventura County	SCAG	Various locations throughout the County of Ventura.	Install new and update the existing locations of horizontal alignment warning signs to meet the current standards.	\$250,000	\$250,000	\$0	\$0	\$0	\$0	\$0	\$250,000	\$250,000	
H9-07-027	No	7	Ventura County	SCAG	Various locations throughout the County of Ventura.	Installat Rectangular Rapid Flashing Beacons (RRFBs) and pedestrian countdown signal heads.	\$250,000	\$250,000	\$0	\$0	\$250,000	\$0	\$0	\$0	\$250,000	
H9-07-028	No	7	Vernon	SCAG	Various signalized intersections (Santa Fe, Slauson, Soto, District, and Bandini Corridors).	Upgrade traffic signal housings, backplates, visors, and framework at various intersection. Install dynamic speed warning signs along five corridors.	\$305,700	\$305,700	\$0	\$0	\$305,700	\$0	\$0	\$0	\$305,700	
H9-08-027	No	8	Victorville	SCAG	The intersection of Mojave Dr and Condor Rd.	Upgrade from 2-way STOP control to actuated traffic signal.	\$527,000	\$478,500	\$48,500	\$0	\$478,500	\$0	\$0	\$0	\$478,500	
H9-08-028	No	8	Victorville	SCAG	Various locations along major roadways, including National Trails Highway, Amargosa Rd, Hesperia Rd, Outer Bear Valley Rd, Petaluma Rd, and Amethyst Rd.	Upgrade existing guardrails and terminal system end treatments to meet current standards.	\$469,890	\$469,890	\$0	\$0	\$469,890	\$0	\$0	\$0	\$469,890	
H8-07-053	No	7	Whittier	SCAG	Forty (40) signalized intersections within the City of Whittier.	Install LED countdown pedestrian heads, Accessible Pedestrian Signals (APS) with ADA compliant push buttons.	\$256,000	\$250,000	\$6,000	\$0	\$250,000	\$0	\$0	\$0	\$250,000	
H8-07-054	No	7	Whittier	SCAG	La Serna Drive from Whittier Boulevard (State Route 72) to Youngwood Drive adjacent to La Serna High School.	Construct new sidewalks and ADA compliant wheelchair access ramps; install new centerline striping, Class II Bike Lanes, Sharrow pavement markings & Signing.	\$134,000	\$120,600	\$13,400	\$0	\$120,600	\$0	\$0	\$0	\$120,600	
H8-07-055	No	7	Whittier	SCAG	Twenty-two (22) various locations of guard rails within the City of Whittier.	Upgrade guardrails.	\$363,000	\$363,000	\$0	\$0	\$0	\$363,000	\$0	\$0	\$363,000	
H8-08-024	No	8	Wildomar	SCAG	Various locations throughout the City of Wildomar.	Upgrade existing guardrails and associated improvements.	\$365,159	\$365,159	\$0	\$0	\$365,159	\$0	\$0	\$0	\$365,159	
H8-08-025	No	8	Wildomar	SCAG	Various locations throughout the City of Wildomar	Install pedestrian countdown heads, ADA compliant push buttons, and crosswalk striping and markings.	\$250,000	\$250,000	\$0	\$21,000	\$229,000	\$0	\$0	\$0	\$229,000	
H9-08-029	No	8	Yucaipa	SCAG	The intersection of Oak Glen Road and 2nd Street.	Install traffic signal, safety lighting and associated striping/pavement markings.	\$330,000	\$330,000	\$0	\$0	\$330,000	\$0	\$0	\$0	\$330,000	
H8-08-026	No	8	Yucca Valley	SCAG	Intersections on Yucca Trail between Warren Vista and Avalon Avenue.	Widen Yucca Trail to construct left turn lanes along the roadway segment; and widen Warren Vista to construct left turn lanes at the intersection of Yucca Trail.	\$1,232,400	\$1,109,160	\$123,240	\$139,500	\$0	\$969,660	\$0	\$0	\$1,109,160	
				<b>Total(SCAG)</b>			<b>\$234,580,607</b>	<b>\$197,759,543</b>	<b>\$17,738,554</b>	<b>\$16,499,603</b>	<b>\$49,638,349</b>	<b>\$46,580,018</b>	<b>\$44,898,903</b>	<b>\$40,506,330</b>	<b>\$216,821,053</b>	





**MAIN OFFICE**

900 Wilshire Blvd., Ste. 1700  
Los Angeles, CA 90017  
Phone: (213) 236-1800

**IMPERIAL COUNTY REGIONAL OFFICE**

1503 North Imperial Avenue, Suite 104  
El Centro, CA 92243  
Phone: (213) 236-1967

**ORANGE COUNTY REGIONAL OFFICE**

OCTA Building  
600 South Main Street, Suite 741  
Orange, CA 92868  
Phone: (213) 236-1997

**RIVERSIDE COUNTY REGIONAL OFFICE**

3403 10th Street, Suite 805  
Riverside, CA 92501  
Phone: (951) 784-1513

**SAN BERNARDINO COUNTY REGIONAL OFFICE**

Santa Fe Depot  
1170 West 3rd Street, Suite 140  
San Bernardino, CA 92410  
Phone: (213) 236-1925

**VENTURA COUNTY REGIONAL OFFICE**

4001 Mission Oaks Blvd., Ste. L  
Camarillo, CA 93012  
Phone: (213) 236-1960