



**SCAG**<sup>TM</sup>

INNOVATING FOR A BETTER TOMORROW

FINAL  
**Overall Work  
Program**

**Fiscal Year 2019-2020**

October 2019  
Formal Amendment #1

Southern California Association of Governments

# Overall Work Program

Fiscal Year 2019-20

The Overall Work Program was funded in part through grants from the Federal Highway Administration and Federal Transit Administration, U.S. Department of Transportation. The views and opinions of the agency expressed herein do not necessarily state or reflect those of the U.S. Department of Transportation.

# Table of Contents

## Section I Regional Prospectus

## Section II Work Elements, Projects, Tasks

Work Element	Project/Task Number	Project Name	Page
010		SYSTEM PLANNING	1
	SCG0170	Regional Transportation Plan (RTP)	3
	0170.01	RTP Support, Development, and Policy Implementation	3
	0170.08	Transportation Safety and Security	5
	SCG1631	Congestion MGMT./Travel Demand MGMT.	5
	1631.02	Transportation Demand Management (TDM) Planning	6
	1631.04	Congestion Management Process (CMP)	6
	1631.05	TDM Strategic Plan	7
	1631.06	TDM Strategic Plan Phase 2 - Implementation	8
	SCG2106	System Management and Preservation	8
	2106.02	System Management and Preservation	9
015		TRANSPORTATION FINANCE	10
	SCG0159	Transportation Finance	12
	0159.01	RTP Financial Planning	12
	0159.02	Transportation User Fee - Planning Groundwork Project Phase II	13
	0159.04	Value Pricing Project Management Assistance	13
020		ENVIRONMENTAL PLANNING	17
	SCG0161	Environmental Compliance	17
	0161.04	Environmental Compliance, Coordination & Outreach	17
	0161.05	Intergovernmental Review (IGR)	19
	0161.06	Environmental Justice Outreach and Policy Coordination	20

Work Element	Project/Task Number	Project Name	Page
025		AIR QUALITY AND CONFORMITY	21
	SCG0164	Air Quality Planning and Conformity	23
	0164.01	Air Quality Planning and Conformity	23
030		FEDERAL TRANSPORTATION IMPROVEMENT PROGRAM (FTIP)	26
	SCG0146	Federal Transportation Improvement Program	28
	0146.02	Federal Transportation Improvement Program	28
045		GEOGRAPHIC INFORMATION SYSTEM (GIS)	30
	SCG0142	Application Development	32
	0142.05	Advanced Technical Support	32
	0142.12	Enterprise GIS (EGIS) Implementation - Maint. & Support	33
	0142.17	QA Requirements and Documentation	34
	0142.22	Planning System Development	34
	0142.23	Enterprise GIS (EGIS) Implementation - Capitalized Software	35
	0142.24	FTIP System Enhancement, Maint. & Support - Capitalized Software	36
	0142.25	FTIP System	36
	SCG0694	GIS Development and Applications	37
	0694.01	GIS Development and Applications	37
	0694.02	Enterprise GIS System Maintenance and Support	38
	0694.03	Professional GIS Services Program Support	39
	0694.04	GIS Programming and Automation	40
	0694.05	GIS Technical Support & Training for Plan and Program Development	42
	0694.06	Enterprise GIS Governance and Development	42
050		ACTIVE TRANSPORTATION PLANNING	44
	SCG0169	Active Transportation Planning	46
	0169.01	RTP/SCS Active Transportation Development & Implementation	46

Work Element	Project/Task Number	Project Name	Page
	0169.02	Active Transportation Safety	47
	0169.06	Active Transportation Program	48
	0169.07	SCAG Regional Active Transportation Data Partnership Platform	49
	0169.08	Public Health	50
055		<b>REGIONAL FORECASTING, SOCIOECONOMIC TECHNICAL &amp; POLICY ANALYSIS</b>	52
	SCG0133	<b>Integrated Growth Forecasts</b>	54
	0133.06	University Partnership & Collaboration	55
	SCG0704	<b>Region Wide Data Collection &amp; Analysis</b>	55
	0704.02	Region-Wide Data Coordination	56
	SCG1531	<b>Southern California Economic Growth Strategy</b>	57
	1531.01	Southern California Economic Growth Strategy	57
	1531.02	Economic Analysis of Transportation Planning Activities & Investments	58
	SCG4856	<b>Scenario Planning &amp; Local Input: Pathways to the 2020 RTP/SCS</b>	59
	4856.01	Regional Growth and Policy Analysis	59
	4856.02	Outreach and Technical Collaboration	60
	4856.04	Tax Increment Financing for Sustainable Growth	61
060		<b>CORRIDOR PLANNING</b>	63
	SCG0124	<b>Corridor Planning</b>	65
	0124.01	Corridor Planning	65
065		<b>SUSTAINABILITY PROGRAM</b>	67
	SCG0137	<b>Sustainability Program</b>	69
	0137.07	Local Technical Assistance and Toolbox Tuesdays	69
	0137.08	Sustainability Recognition Awards	70
	0137.09	Sustainability Joint Work Programs Implementation	71
	0137.10	Civic Sparks Program	72
	0137.12	Electric Vehicle (EV) Program Readiness Strategies	73

Work Element	Project/Task Number	Project Name	Page
	SCG2663	Transportation Land Use Planning	74
	2663.03	2050 Pathways	74
	SCG4092	GHG Adaptation Framework	75
	4092.01	Adaptation Analysis	75
	SCG4853	Greenhouse Gas Reduction Fund (GGRF) Technical Assistance	76
	4853.01	Greenhouse Gas Reduction Fund (GGRF) Technical Assistance	76
	SCG4855	Mobility Innovations/Technology Study	77
	4855.01	Mobility Innovations/Technology Study	77
	4855.02	Ride Hailing Data Collection and Analysis (SANDAG Grant Partnership)	78
	SCG4858	Regional Resiliency Analysis	79
	4858.01	Regional Resiliency Analysis	79
070	MODELING		81
	SCG0130	Regional Transp. Model Development and Maintenance	83
	0130.10	Model Enhancement and Maintenance	84
	0130.13	Activity-Based Model (ABM) Development and Support	85
	SCG0132	Regional and Subregional Model Coordination/Outreach	86
	0132.01	Subregional Model Development , Coordination and Outreach	86
	0132.04	Regional Modeling Coordination and Modeling Task Force	87
	0132.08	Model Data Distribution and Support	88
	SCG0147	Model Application & Analysis	88
	0147.01	RTP Modeling, Coordination and Analysis	89
	0147.02	FTIP Modeling, Coordination and Analysis	89
	0147.03	Special Planning Studies Modeling and Analysis	90
	SCG2665	Scenario Planning and Growth Forecasting	91
	2665.01	Scenario Planning and Modeling	91
	2665.02	Growth Forecasting - Development, Outreach, and Collaboration	92

Work Element	Project/Task Number	Project Name	Page
	SCG4851	Cloud Infrastructure	93
	4851.01	Cloud Infrastructure	93
080	<b>PERFORMANCE ASSESSMENT &amp; MONITORING</b>		95
	SCG0153	Performance Assessment & Monitoring	97
	0153.04	Regional Assessment	97
	SCG4854	RTP/SCS Performance Monitoring	98
	4854.01	RTP/SCS Performance Monitoring	99
090	<b>PUBLIC INFORMATION &amp; COMMUNICATIONS</b>		101
	SCG0148	Public Information and Communication	103
	0148.01	Public Information and Communication	103
	0148.02	Media Support for Planning Activities	104
095	<b>REGIONAL OUTREACH AND PUBLIC PARTICIPATION</b>		106
	SCG1533	Regional Transportation Plan Development Outreach	108
	1533.01	Regional Transportation Plan Outreach	108
	1533.02	Regional Planning & Policy Intern Program	109
	SCG1633	Regional Outreach and Public Participation	110
	1633.01	Public Involvement	110
100	<b>INTELLIGENT TRANSPORTATION SYSTEM (ITS)</b>		112
	SCG1630	Intelligent Transportation Systems Planning	114
	1630.02	Intelligent Transportation Systems (ITS) Planning	114
	1630.03	Regional ITS Strategic Plan and Regional ITS Architecture Update	115
	1631.04	Regional ITS Architecture Update - Phase 2	115
120	<b>OWP DEVELOPMENT AND ADMINISTRATION</b>		117
	SCG0175	OWP Development & Administration	119
	0175.01	OWP Development & Administration	119
	0175.02	Grant Administration	120



Work Element	Project/Task Number	Project Name	Page
130		GOODS MOVEMENT	121
	SCG0162	Goods Movement	123
	0162.02	Southern California National Freight Gateway Collaboration	123
	0162.10	East-West Freight Corridor/I-15 Phase II	124
	0162.13	Southern California P3 Financial Capacity Analysis and Business Case Development	125
	0162.18	Goods Movement Planning	125
140		TRANSIT AND RAIL PLANNING	127
	SCG0121	Transit and Rail Planning	129
	0121.01	Transit Planning	129
	0121.02	Regional High Speed Transport Program	130
	0121.07	LA-Orange Inter-County Connectivity Study (Green Line Extension)	131
	0121.08	Transit Asset Management (TAM) Planning	132
	SCG4848	SCAG Coastal Ferry Feasibility Study	133
	4848.01	SCAG Coastal Ferry Feasibility Study	133
	SCG4849	Transit Ridership Study Phase 2	134
	4849.01	Transit Ridership Study Phase 2	134
160		PROJECT MANAGEMENT	136
	SCG4850	Project Management	138
	4850.01	Project Management	138
230		REGIONAL AVIATION AND AIRPORT GROUND ACCESS PLANNING	140
	SCG0174	Aviation System Planning	142
	0174.05	2016 RTP/SCS Regional Aviation Program Implementation and Preparation for the 2020 RTP/SCS	142

### Section III Special Grants

145		SUSTAINABLE COMMUNITIES, STRATEGIC PARTNERSHIPS AND ADAPTATION PLANNING GRANT PROGRAM	1
	SCG4815	Montclair Safe Routes To School Plan	3
	4815.01	Montclair Safe Routes To School Plan	3



Work Element	Project/Task Number	Project Name	Page
	SCG4816	First-Mile Last-Mile Connectivity Study For Naval Base Ventura County	4
	4816.01	First-Mile Last-Mile Connectivity Study For Naval Base Ventura County	4
	SCG4817	Mobility Innovations and Pricing	5
	4817.01	Mobility Innovations and Pricing	5
	SCG4818	Westside Mobility Study Update	6
	4818.01	Westside Mobility Study Update	6
	SCG4819	Paths To Clean Vehicle Technology and Alternative Fuels Implementation In San Bernardino County	7
	4819.01	Paths To Clean Vehicle Technology and Alternative Fuels Implementation In San Bernardino County	8
	SCG4834	Southern California Regional Climate Adaptation Framework	8
	4834.01	Southern California Regional Climate Adaptation Framework (FY18 SB1 Competitive)	9
	SCG4835	ADA Paratransit Demand Forecast	10
	4835.01	ADA Paratransit Demand Forecast (FY18 SB1 Competitive)	10
	SCG4844	U.S. 101 Multi-Modal Corridor Study	11
	4844.01	U.S. 101 Multi-Modal Corridor Study	11
	SCG4845	Inland Empire Comprehensive Corridor Plans	12
	4845.01	Inland Empire Comprehensive Corridor Plans	13
	SCG4846	Wilmington Freight Mitigation Project	14
	4846.01	Wilmington Freight Mitigation Project	14
	SCG4847	Ventura County Freight Corridor Study	15
	4847.01	Ventura County Freight Corridor Study	15
	SCG4865	Southern California Goods Movement Communities Freight Impact Assessment	16
	4865.01	Southern California Goods Movement Communities Freight Impact Assessment	16
	SCG4866	East San Gabriel Valley Mobility Plan	17
	4866.01	East San Gabriel Valley Mobility Plan	18
	SCG4867	Curb Space Management Study	19
	4867.01	Curb Space Management Study	19

Work Element	Project/Task Number	Project Name	Page
155		SUSTAINABLE COMMUNITIES PLANNING GRANT PROGRAM	
	SCG4863	Transportation Broadband Strategies To Reduct VMT and GHG	23
	4863.01	Transportation Broadband Strategies To Reduct VMT and GHG	23
	SCG4864	SB 743 VMT Mitigation Assistance Program	24
	4864.01	SB 743 VMT Mitigation Assistance Program	24
225		SPECIAL GRANT PROJECTS	26
	SCG3564	So. California Active Transportation Safety & Encourage Campaign	28
	3564.10	Go Human - MSRC - Sustainability Planning Grants	28
	3564.11	SCAG 2017 Active Transportation Safety and Encouragement Campaign	29
	3564.13	Safety Campaign FY19 - Office of Traffic Safety	30
	3564.14	2020 Go Human Campaign and Quick Builds (Cycle 4 ATP)	31
	3564.15	FY20 OTS - Pedestrian and Bicycle Safety Program	31
	SCG4837	SCAG 2017 Active Transportation Local Planning Initiative	32
	4837.01	SCAG 2017 Active Transportation Local Planning Initiative	33
	SCG4838	SCAG 2017 Active Transportation Safety and Encouragement Campaign (Phase 2)	33
	4838.01	SCAG 2017 Active Transportation Safety and Encouragement Campaign (Phase 2)	34
	SCG4839	SCAG Active Transportation Disadvantaged Communities Plans	34
	4839.01	SCAG Active Transportation Disadvantaged Communities Plans	35
	SCG4868	Imperial County Project Ride, Walk, Learn	36
	4868.01	Imperial County Project Ride, Walk, Learn	36
	SCG4869	San Gabriel Valley Greenway Network Implementation Plan	37
	4869.01	San Gabriel Valley Greenway Network Implementation Plan	37
265		EXPRESS TRAVEL CHOICES PHASE III	39
	SCG2125	Express Travel Choices	41
	2125.02	Express Travel Choices Phase III	41

Work Element	Project/Task Number	Project Name	Page
266		REGIONAL SIGNIFICANT LOCALLY - FUNDED PROJECTS	42
	SCG0715	Locally-Funded Projects	44
	0715.01	Local Transportation Planning	44
267		CLEAN CITIES PROGRAM	45
	SCG1241	Clean Cities Coalition	47
	1241.04	SCAG and DOE/NETL Clean Cities Coalition Coordination	47
275		SUSTAINABLE COMMUNITIES PROGRAM	49
	SCG4823	Sustainability Planning Grant Program	51
	4823.01	Sustainability Planning Grant Program - 2016 Call (FY18 SB 1 Formula)	51
	4823.02	Sustainability Planning Grant Program - 2016 Call (FY19 SB 1 Formula)	52
	4823.03	Sustainable Communities Program - 2018 Call (FY19 SB 1 Formula)	53
	4823.04	Sustainable Planning Grant Program - 2016 Call (CPG)	54
	4823.05	Sustainable Communities Program - 2018 Call (FY20 SB 1 Formula)	55
280		FUTURE COMMUNITIES INITIATIVE	56
	SCG4824	Future Communities Partnership Grant Program	58
	4824.01	Future Communities Pilot Program (FY18 SB 1 Formula)	58
	4824.02	Future Communities Pilot Program (FY19 SB 1 Formula)	59
	SCG4831	Future Communities Study	59
	4831.01	Future Communities Study (FY18 SB 1 Formula)	60
	SCG4832	Regional Data Platform	61
	4832.01	Regional Data Platform (FY18 SB 1 Formula)	61
	4832.02	Regional Data Platform (FY19 SB 1 Formula)	62
	4832.03	Regional Data Platform (FY20 SB 1 Formula)	63
	SCG4840	Future Communities Framework	65
	4840.01	Future Communities Framework (FY19 SB 1 Formula)	65
	SCG4859	Regional Aerial and Related Product Capture	66

Work Element	Project/Task Number	Project Name	Page
	4859.01	Regional Aerial and Related Product Capture (FY20 SB1 Formula)	66
290		RESEARCH, PLANNING AND ENGAGEMENT FOR SUSTAINABLE COMMUNITIES	68
	SCG4826	SCS Scenario Development and Outreach	70
	4826.01	SCS Scenario Development and Outreach (FY18 SB 1 Formula)	70
	4826.02	SCS Scenario Development and Outreach (FY20 SB 1 Formula)	71
	SCG4827	Mobility Innovations & Incentives - Revealed Preference Demonstration Study	72
	4827.01	Mobility Innovations & Incentives - Revealed Preference Demonstration Study (FY18 SB 1 Formula)	72
	4827.02	Mobility Innovations & Incentives - Revealed Preference Demonstration Study (FY19 SB 1 Formula)	73
	SCG4828	Mobility Innovations & Incentives - Equity Analysis	74
	4828.01	Mobility Innovations & Incentives - Equity Analysis (FY18 SB 1 Formula)	74
	4828.02	Mobility Innovations & Incentives - Equity Analysis (FY19 SB 1 Formula)	75
	SCG4829	Integrated Passenger and Freight Rail Forecast	76
	4829.01	Integrated Passenger and Freight Rail Forecast (FY18 SB 1 Formula)	76
	4829.02	Integrated Passenger and Freight Rail Forecast (FY20 SB 1 Formula)	77
	SCG4830	Housing Monitoring for SCS	78
	4830.01	Housing Monitoring for SCS (FY18 SB 1 Formula)	78
	4830.02	Housing Monitoring for SCS (FY20 SB 1 Formula)	79
	SCG4841	RTP/SCS Land Use Policy & Program Development	80
	4841.01	RTP/SCS Land Use Policy & Program Development (FY19 SB 1 Formula)	80
	4841.02	RTP/SCS Land Use Policy & Program Development (FY20 SB 1 Formula)	81
	SCG4852	HQTA/Sustainable Communities Initiative	81
	4852.01	HQTA/Sustainable Communities Initiative (FY20 SB 1 Formula)	82
	SCG4861	REACH (Research & Teaching)	83
	4861.01	REACH (Research & Teaching) (FY20 SB 1 Formula)	83
	SCG4862	Open Space Strategic Plan	84
	4862.01	Regional Planning for Open Space Strategic Plan (FY19 SB 1 Formula)	84

Work Element	Project/Task Number	Project Name	Page
Section IV		Budget Revenue Report	
Section V		Budget Expenditure Report	
Section VI		Caltrans Sustainable Transportation Planning Grant Program	
Section VII		Appendices	
		A - Certifications and Assurances	
		B - Resolution	
		C - Glossary	
		D - Other Agencies Transportation Planning Activities	



**FINAL**  
**Overall Work  
Program**

**Fiscal Year 2019-2020**

**SECTION I**  
Regional Prospectus

# Regional Prospectus

## Southern California Association of Governments

The Southern California Association of Governments (SCAG), founded in 1965, is a Joint Powers Authority under California state law, established as an association of local governments and agencies that voluntarily convene as a forum to address regional issues. Under federal law, SCAG is designated as a Metropolitan Planning Organization (MPO) and under state law serves as the Multicounty Designated Transportation Planning Agency for the six (6) county Southern California region. Through SCAG, city and county governments throughout Southern California come together to develop solutions to common problems in transportation, housing, air quality, and other issues.

Under the guidance of the Regional Council and in collaboration with its partners, SCAG's mission is to foster innovative regional solutions that improve the lives of Southern Californians through inclusive collaboration, visionary planning, regional advocacy, information sharing and promoting best practices.

SCAG's primary responsibilities include the development of the Regional Transportation Plan and Sustainable Communities Strategy (RTP/SCS); the Federal Transportation Improvement Program (FTIP); the annual Overall Work Program (OWP); and transportation-related portions of local air quality management plans. Under the federal Clean Air Act, SCAG is responsible for determining if regional transportation plans and programs are in conformity with the purpose of applicable federal regulations and state air quality plans. SCAG's additional functions include intergovernmental review of regionally significant development projects, and periodic preparation of a Regional Housing Needs Assessment (RHNA).

In addition to the six (6) counties and 191 cities that make up SCAG's region, there are six (6) County Transportation Commissions (CTCs) that hold the primary responsibility for programming and implementing transportation projects, programs and services in their respective counties and five (5) local air districts that are responsible for air quality planning and management within their respective jurisdictions. The agency also operates via a number of critical partnerships at the local, state and federal levels. In addition to its federal and state funding and review partners (Federal Highway Administration, Federal Transit Administration, Federal Aviation Administration, California Transportation Commission, California Department of Transportation, California Air Resources Board, etc.), SCAG's planning efforts are closely coordinated with regional transit operators, Tribal Governments and fifteen sub-regional Councils of Governments (COGs or Subregions) or joint power agencies that represent SCAG's cities and counties.



# Regional Prospectus

## Introduction

This Overall Work Program (OWP) identifies the work which will be accomplished during the fiscal year of July 1, 2019 through June 30, 2020 (FY 2019-20). It discusses the planning priorities, the needs of the region, and the specific programs to meet those needs. It serves as a management tool for SCAG's main governing body, the Regional Council, as well as its policy committees, working groups and staff. It additionally provides local and state agencies a focal point for improving regional coordination and reducing duplication of work efforts at all levels. The work contained in this OWP complies with federal and state requirements, including requirements under the federal Fixing America's Surface Transportation Act (FAST Act) and Moving Ahead for Progress in the 21st Century (MAP-21) and under the state SB 375, and it reflects a concentrated focus on the development of the 2020 RTP/SCS or Connect SoCal which includes efforts related to congestion reduction, financial planning, system preservation and performance measures – areas identified as important by SCAG and the U.S. Department of Transportation (U.S. DOT).

## I. Significant Regional Characteristics and Issues

Southern California has experienced some of the worst congestion in the country for the past two decades. The region also suffers from the lack of affordable housing. With the population expected to grow by nearly 4 million people by the year 2040, mobility is expected to decline as demands placed on existing infrastructure increase. In order to provide for the mobility needs of the future while improving the region's sustainability and economy, regional solutions and an unprecedented level of regional cooperation will be essential.

Southern California is also a national gateway for trade, with over 40% of all international containerized goods entering our regional seaports. More than 70% of these goods are destined for other parts of the country. The movement of goods through the Southern California seaports and land ports provides a substantial economic base to the region. Job growth in this industry could replace lost manufacturing jobs as a source of upward social mobility for the nearly 70% of the region's adults without a college degree.

While substantial growth in trade is anticipated – including a more than doubling of containerized imports through the San Pedro Bay Ports – the region will be unable to reap the associated economic benefits without sufficient investment in freight infrastructure (i.e., rail, highway, intermodal, airport, and marine facilities). Moreover, significant challenges arising from the growth in trade will require appropriate mitigation of already substantial environmental, public health, and community impacts. Addressing these needs will require new, more flexible financial instruments that combine the best features of public and private sector management, as well as new institutional structures to administer them.

# Regional Prospectus

Southern California also has among the worst air quality in this country. Without an infusion of sufficient funding, the region may not be able to demonstrate attainment of health-based national ambient air quality standards and public health and economic growth in the region will suffer as a result.

## II. Regional Transportation Needs, Planning Priorities and Goals

As part of the annual budget development planning process, SCAG has an obligation to incorporate the federal planning factors identified in MAP-21/FAST Act for the development and implementation of regional transportation planning activities where federal funding is involved. The federal planning factors identified in the legislation are:

1. Support the economic vitality of the metropolitan area, especially by enabling global competitiveness, productivity, and efficiency.
2. Increase the safety of the transportation system for motorized and non-motorized users.
3. Increase the security of the transportation system for motorized and non-motorized users.
4. Increase the accessibility and mobility of people and for freight.
5. Protect and enhance the environment, promote energy conservation, improve the quality of life, and promote consistency between transportation improvements and State and local planned growth and economic development patterns.
6. Enhance the integration and connectivity of the transportation system, across and between modes, for people and freight.
7. Promote efficient system management and operation.
8. Emphasize the preservation of the existing transportation system.
9. Improve resiliency and reliability of the transportation system and reduce or mitigate storm water and reduce or mitigate storm water impact of surface transportation.
10. Enhance travel and tourism.

## III. How Needs, Priorities and Goals are Addressed in the Work Elements

### A. Goods Movement

SCAG's goods movement program integrates freight transportation strategies and policies into regional transportation planning. SCAG continues to work with diverse transportation stakeholders to build support for a comprehensive program of investment in freight infrastructure and associated emissions reductions as reflected in the 2016-2040 RTP/SCS.

# Regional Prospectus

Recent research initiatives have included:

- Evaluation and analysis of the regional goods movement system (including a comprehensive assessment of potential east-west freight -corridor alignments)
- Recommendations for potential application of new technologies
- Analyses leading to the development of strategies for mitigating environmental impacts of major regional goods movement projects

In FY 2018-19, SCAG continued efforts to refine and support the implementation of strategies developed through the Comprehensive Regional Goods Movement Plan and Implementation Strategy and reflected in the 2016-2040 RTP/SCS. SCAG also participated in efforts to develop state and national freight plans and associated freight network designation processes. In FY 2019-20, SCAG will continue to advance efforts that promote investment in transportation infrastructure that facilitates the efficient movement of freight through the region and provides effective environmental mitigation.

In FY 2018-19, SCAG completed its Last Mile Delivery Study to develop an understanding of current last-mile freight delivery conditions, highlight best practices, assess the feasibility of various solutions, and provide pragmatic recommendations to address existing and future delivery challenges that can be applied throughout the region. Additionally, SCAG worked closely with partner agencies to complete the Calexico West Port of Entry Traffic Circulation Plan to create and support an implementation strategy to mitigate projected increases in congestion, traffic delays, and other negative consequences linked to the reconfiguration and expansion of the Calexico West border crossing. SCAG also collaborated closely with regional stakeholders to provide input into state and federal grant processes. Specifically, SCAG coordinated responses to competitive federal and state discretionary grant funding opportunities.

SCAG also continued to support the aims of the Southern California National Freight Gateway Collaboration, a group comprised of key local, regional, state, and federal representatives formed to address infrastructure, environmental, and community quality of life challenges presented by the unprecedented growth in goods movement.

Continuing through FY 2019-20, SCAG will support ongoing analyses for the East-West Freight Corridor, working in coordination with partner agencies. Anticipated efforts will include further conceptual design assessment and consideration of potential financing options for the project.

SCAG will also develop an integrated passenger and freight rail forecast to understand physical and operational constraints, use agreements, and planned capacity improvements for regional rail facilities for the 2020-2045 RTP/SCS. SCAG will also work with partner agencies to conduct grant-funded research and studies focused on diverse goods movement issues including approaches for

# Regional Prospectus

the implementation of clean fuels in San Bernardino County, assessment and designation of freight corridors and accompanying mobility strategies in Ventura County, and mitigations for neighborhood truck intrusions in port-adjacent disadvantaged and EJ communities. Finally, SCAG will focus strongly on development of the goods movement element of the 2020-2045 RTP/SCS.

## B. Congestion Reduction

The existing congestion problems experienced in the region today are only expected to worsen due to projected growth in population and travel demand. Consequently, SCAG has engaged in a number of regional initiatives to identify strategies to manage congestion.

In 2010 and 2011, SCAG partnered with Caltrans to complete Corridor System Management Plans (CSMPs) that rely on a comprehensive performance analysis of congestion data to identify traffic bottlenecks, and the development of complex micro-simulation models to simulate corridor traffic. Using information from this analysis, the CSMPs identify near- and mid-term operational strategies to improve mobility, reliability, productivity, and safety. In FY 2017-18, SCAG initiated the I-105 Corridor Sustainability Study (CSS) a comprehensive multi-modal corridor study that examines the I-105 study area from a broad multi-modal perspective. The I-105 CSS will assess freeway and arterial congestion and will also consider additional corridor improvements, such as complete streets concepts, high occupancy vehicle (HOV) lanes, express lanes, and other advanced operational strategies. The goal is to recommend solutions that would improve air quality, system connectivity and efficiency, and reduce emissions, traffic congestion and improve safety. The I-105 CSS will develop local resources and build upon previous transportation efforts to create an integrated transportation system within and along the I-105.

A poorly maintained transportation system impedes traffic flow and creates unsafe condition for system users. SCAG's Regional Council recognizes this fact and has adopted greater commitments to system preservation in the RTP/SCS. In order to make progress on this commitment, SCAG initiated an effort in FY 2013-14 to develop a comprehensive database and monitor the condition of our transportation assets in an attempt to better manage these assets over the long haul and recommended needed adjustments to the broader policies related to system preservation in the 2016 RTP/SCS. In FY 2017-18, SCAG made significant progress on this important effort by analyzing the costs associated with transportation system preservation and achieving a state of good repair and will continue this work in FY 2019-20 for incorporation into the 2020 RTP/SCS.

In FY 2008-09, SCAG initiated a multi-year study to evaluate congestion pricing alternatives and their applicability in the SCAG region, conduct extensive public outreach and market analysis, and develop a financial plan and implementation strategy for a pilot initiative. The results of this first phase of the Express Travel Choices study fed directly into the 2012 RTP/SCS. A second phase of the Express Travel Choices study initiated in FY 2012-13 developed an implementation plan,

# Regional Prospectus

including the build-out of the existing and planned managed network of express lanes across Southern California and integration with one or more pilot projects for cordon/area pricing within specific major activity centers. A regional concept of operations for express lanes throughout the region was completed in FY 2015-16 and revised in FY 2017-18. As a living document, additional revisions may be made in FY 2019-20 as appropriate. A feasibility study and concept of operations for a possible cordon pricing pilot project, including stakeholder engagement, was completed in FY 2018-19. Ongoing evaluation of potential mobility innovations and incentives to better manage traffic will continue into FY 2019-20.

SCAG continues to work on improving our Congestion Management Process through better coordination and integration of all of our transportation planning and programming activities, as well as updates of our RTP/SCS and FTIP. As part of this improvement, in 2011, SCAG developed new performance criteria to assess the impacts of non-recurring congestion and developed appropriate strategies to address them in the 2016 RTP/SCS. Furthermore, in FY 2016-17, SCAG enhanced its process and documentation of how programmed highway capacity projects are developed and integrated with complementary TDM and TSM strategies. In FY 2018-19, SCAG further initiated an effort to develop a long-range TDM Strategic Plan to provide an objectives-driven, performance-based planning framework for identifying TDM strategies that increase the efficiency of the transportation system through alternative modes of travel. This work includes updating the CMP toolbox included in the RTP/SCS appendix with additional TDM strategies.

Intelligent Transportation Systems (ITS) are important elements of SCAG's congestion reduction strategies. Ensuring coordination and consistency of implementation of ITS strategies on a region-wide basis and between jurisdictions is crucial to maximizing the benefits of ITS projects. SCAG continues to facilitate such coordination efforts through its regular and timely updates of the regional ITS Architecture. SCAG is currently updating the regional ITS Architecture in FY and anticipates completing this effort by the end of FY 2018-19.

As a subcomponent to ITS, integrated corridor management (ICM) strategies also play a vital role towards reducing congestion. Since 2012, SCAG has been working closely with California PATH, Caltrans, Metro, and local agencies to develop the first Integrated Corridor Management (ICM) pilot project within the SCAG region along the Interstate 210 (I-210) corridor. The purpose of the pilot project is to look at all opportunities to move people and goods in the most efficient manner possible, to ensure the greatest potential gains in operational performance. This includes seeking ways to improve how arterials, highways, transit and parking systems work in conjunction with one another. The pilot is expected to be completed by winter of 2018.

# Regional Prospectus

## C. Sustainability Program (Land Use/Transportation Integration)

SCAG's Sustainability Program is a core effort for implementing the 2016 RTP/SCS. The program demonstrates that the region can achieve both mobility and air quality goals through local land use and policy changes along with targeted transportation investments. Overall objectives of the Sustainability Program are achieved through a variety of projects:

**RTP/SCS Development and Implementation:** A priority for the Sustainability Department is to implement policies for the RTP/SCS that will help meet state greenhouse gas emissions reduction targets, and to develop growth scenarios and advanced land use strategies including robust targeted public outreach to community based organizations (CBOs) and other regional stakeholders for the Draft 2020 RTP/SCS.

**Sustainable Communities Program:** Continue work on ongoing Sustainability Planning Grant projects and initiate a new collaborative resource program to member local governments and communities for coordinating sustainable transportation, land use and regional policies and issues in local planning. Emphasis will include local and regional planning for greenhouse gas reductions.

**Regional Resiliency:** Analysis of planned regional strategies and investments through the lens of potential resiliency to land based, atmospheric and geologic natural hazards.

**Electric Vehicle Program:** Develop strategies and increase readiness for rapid deployment of electric vehicles in the region.

**Mobility Innovations/Technology Study:** Identify transportation technology penetration in the region and develop modeling assumptions and methodology are developed.

**Greenhouse Gas Reduction Fund (GGRF) Technical Assistance:** Help ensure state greenhouse gas reduction fund monies are available to Southern California region jurisdictions and stakeholders.

**Local Technical Assistance:** Facilitation of the Toolbox Tuesdays Training Series to build local capacity in innovative and integrated transportation and planning tools.

**SCAG Sustainability Awards:** Awards Program for outstanding examples of integrated transportation and land use planning, implementing the RTP/SCS at the local level.

**CTC Joint Work Programs:** Policy coordination among SCAG and CTCs for various sustainability issues related to implementation of the 2016 RTP/SCS and SCAG/CTC Joint Work Programs.

# Regional Prospectus

## D. Regional Transit and High Speed Rail Planning

During FY 2019-20, SCAG will continue coordinating with transit operators in its planning efforts, as required by the Federal regulations for metropolitan transportation planning, and pursuant to the Memoranda of Understanding (MOUs) between SCAG and transit operators in the region that was updated and executed in FY 2017-18; SCAG will accomplish this through ongoing meetings of the Regional Transit Technical Advisory Committee (RTTAC).

Staff will continue to monitor and participate in the Federal Transit Administration's (FTA's) rulemaking process to implement new requirements from the Moving Ahead for Progress in the 21st Century Act (MAP-21) and the Fixing America's Surface Transportation (FAST) Act. Staff will coordinate with the RTTAC and the County Transportation Commissions (CTCs) to address new rulemaking affecting transit safety and transit asset management (TAM). On July 2017, SCAG established initial regional TAM targets in compliance with the FTA Final Rule. In FY 2018-19, SCAG initiated the process to establish regional TAM targets for the 2020 RTP/SCS update.

During FY 2017-18, SCAG and the University of California, Los Angeles (UCLA) Institute of Transportation Studies released a report entitled "Falling Transit Ridership," which sought to identify the causes of ridership declines in the region. This genesis of this report was the ongoing staff efforts to monitor annual transit system performance based on National Transit Database data, which identified falling per capita transit ridership as a cause for concern. The SCAG/UCLA report identified dramatic increases in vehicle ownership, particularly among population groups most likely to take transit, as the likely primary cause. This finding will help to guide development of strategies for the 2020 RTP/SCS update to ensure the region will continue to meet all of its mobility, air quality, and sustainability goals. Additionally, in FY 2018-19 SCAG initiated with UCLA a follow-up study to better understand the role that neighborhood change may have played in the ridership declines. This research is expected to conclude in FY 2019-20.

In FY 2018-19, SCAG initiated two planning studies, one to develop a regional paratransit demand forecast, and another to develop an integrated freight and passenger rail forecast. Both study efforts will support future RTP/SCS updates on critical transit and rail issues affecting the region.

Furthermore, staff will continue to manage and assist with state and federal funding programs, including overseeing the Caltrans 5304 Sustainable Communities Planning Grants. SCAG will also cooperate with our regional partners in a variety of studies and projects throughout the region. Staff expects to assist SCAG's Subregions and CTCs with proposal reviews, system performance studies, and a variety of project planning activities.

With respect to High Speed Rail (HSR), staff will continue to coordinate implementation of the Memorandum of Understanding (MOU) between the California High-Speed Rail Authority, CTCs,



# Regional Prospectus

Metrolink, San Diego Association of Governments (SANDAG) and SCAG for the programming of \$1 billion in HSR funds to improve the region's existing passenger rail services. In FY 2019-20, SCAG will continue to work with local stakeholders and state agencies to ensure an engaged and participatory planning process for the proposed state HSR system in accordance with the cooperative MOU that is in place.

## E. Corridor & Other Planning Studies

SCAG coordinates, directs and participates in a number of corridor studies and other planning studies, many with county transportation commissions, Caltrans, subregional entities, and/or other partners. While each study has its unique objectives, all are designed to develop a comprehensive approach to addressing corridor congestion problems by considering operational improvements in conjunction with critical capacity enhancements and leveraging other modes of travel such as transit, walking, and/or biking. Ultimately, the goal is to better inform regional transportation decision-making. Below is a list of corridor studies that are ongoing and/or new initiatives around the region:

- I-710 Corridor Project (Metro)
- I-605 Corridor Improvement Project (Metro)
- I-210 Connected Corridors Pilot (Metro)
- I-105 Express Lanes Project (Metro)
- I-15 Corridor Project (SBCTA)
- US-101 Multi-Modal Corridor Study (VCTC)
- Inland Empire Comprehensive Corridor Plans (SBCTA and RCTC)
- Orange County Triangle Connected Corridors (Caltrans District 12)
- I-105 Corridor Sustainability Study (SCAG)

## F. Infrastructure Financing

New funding sources are needed to address the mobility, air quality, and land use needs facing the region. Several promising transportation and land-use strategies will require significant funding levels for the region to adequately address the challenges in these areas. Without an infusion of sufficient funding, the region will not be able to demonstrate the required attainment of health-based national ambient air quality standards or comply with State requirements for greenhouse gas emission reductions.

Despite passage of Senate Bill 1 (Road Repair and Accountability Act of 2017), local streets and roads and bridges are not projected to meet state of repair performance measures without additional funding. In FY 2018-19, resources will continue to be dedicated to identifying more efficient means of generating revenue to support transportation system investments and

# Regional Prospectus

associated mitigation needs as part of the development of the technical and policy framework for the 2020 RTP/SCS financial plan. This will include analyses of financial conditions, identification of new innovative financing opportunities, and investigation of various public-private partnership initiatives. SCAG will also continue efforts to provide technical input and analyses associated with FAST Act federal surface transportation reauthorization efforts.

## G. Active Transportation

SCAG's Active Transportation Program works to integrate active transportation into the regional transportation planning processes and support local actions to implement the regional plan. During FY 2018-19, SCAG continued to work with a wide variety of active transportation stakeholders to develop plans, conduct analysis, and access funding to advance policies adopted in the 2016 RTP/SCS. Staff coordinated regular meetings of two working groups focused public health and active transportation to facilitate regional collaboration on the policies included in the 2016 RTP/SCS as well as share best practices on an on-going basis. Staff continued to enhance the Active Transportation Database to support local planning and enhance analysis of active transportation investments in the 2020 RTP/SCS.

SCAG also collaborated with the CTCs to prepare funding recommendations for the Cycle 4 of the Regional Active Transportation Program (ATP). The project selection process included issuing a supplemental call for projects for planning and non-infrastructure projects to ensure our region continues to build capacity to proposed and deliver quality active transportation projects. SCAG represents the large MPOs on the statewide Active Transportation Program Technical Advisory Community and facilitates ongoing discussions with the county transportation commissions and other regional stakeholders to enhance the selection, delivery and evaluation of ATP projects.

Staff continued work on the "Go Human" active transportation safety and encouragement campaign, a program funded by ATP, California Office of Traffic Safety, Mobile Source Reduction Committee grants, and local sponsorships. Go Human includes three main components: Advertising Campaign, Community Outreach/Demonstration Events, and development of Active Transportation Training Toolkits and facilitation of training workshops. Staff activities in FY 2018-19 focused on refining and re-running the media and advertising campaign and delivering Community Outreach/Demonstration Events, or Go Human events. The Go Human campaign increased local awareness and education on rules of the road and how to walk, bike and drive safely. This year, the campaign was also expanded to include e-scooter education. *Go Human* events advanced local planning across by educating residents on potential improvements and generating public support and feedback on local plans. The Go Human events also implement regional policies aimed at increasing safety and investment in active transportation by increasing

# Regional Prospectus

education and awareness of the rules of the road and critical role of walking and biking in regional mobility.

Projects to be undertaken in FY 2019-20 include:

- Ongoing implementation of the Go Human campaign focusing on providing resources to local agencies to promote roadway safety through advertising, community outreach, and safety demonstration projects.
- Complete work on the SCAG Active Transportation Disadvantaged Communities Planning Initiative with ATP grant funding to develop active transportation plans in six disadvantaged communities and create a model for efficient development of plans leveraging SCAG planning, analysis and outreach tools.
- Partner with local agencies to deliver active transportation planning and capacity building grants through the Sustainable Communities Program (SCP).
- Support for delivery of projects awarded funding through the California Active Transportation Program (ATP). Ongoing collaboration with the California Transportation Commission, Caltrans, and county transportation commissions to maximize program benefits in Southern California.
- Continue to enhance and promote the Active Transportation Database to expand availability of bicycle and pedestrian data to inform local and regional planning.
- Review public input and finalize the public health analysis and active transportation plan to be included in the 2020 Regional Transportation Plan/Sustainable Communities Strategy.
- Develop strategies and explore new partnerships for promoting the implementation of safe routes to school strategies in 2020 Regional Transportation Plan/Sustainable Communities Strategy.
- Provide technical assistance to local agencies to increase their readiness and competitiveness for State Active Transportation Program and Cap & Trade funds.
- Enhance modeling tools to project impacts of active transportation investments on vehicle miles travelled and public health.

## H. Safety

Safety is a primary concern in developing transportation projects. SCAG participates with partner agencies in developing and recommending safety strategies and policies. SCAG serves on the California Strategic Highway Safety Plan (SHSP) Steering Committee. The 2016 RTP/SCS includes safety recommendations for local governments that are consistent with the recently approved State SHSP.

# Regional Prospectus

During FY2018-2019, SCAG coordinated with Caltrans and the local stakeholders to develop region wide safety targets for the second year, which it reported to the state in February 2019. In March 2018, SCAG kicked off a Safety Working Group to help develop a Regional Safety Strategy, which will later be incorporated into the 2020 RTP/SCS. SCAG will continue to monitor safety in the region and its progress towards meeting its established targets. In addition, SCAG will maintain its working relationships with the SHSP Steering Committee and other relevant stakeholder groups.

## I. Environmental Planning and Compliance

Compliance with federal Clean Air Act (CAA) is a complicated and challenging requirement for SCAG, requiring detailed data collection, complex computer modeling, extensive inter-agency coordination, as well as specialized technical analysis and report writing. Staff works closely with regional, State, and Federal partner agencies to resolve numerous challenging issues in meeting the CAA requirements, including transportation conformity for 25 nonattainment and maintenance areas within the SCAG region. In FY 2018-19, SCAG adopted and received FHWA/FTA approval of the conformity determinations for the 2016 RTP/SCS Amendment #3, 2019 FTIP, and 2019 FTIP Amendments. SCAG also adopted the conformity re-determination for the 2016 RTP/SCS and the 2019 FTIP under the new 2015 Ozone National Ambient Air Quality Standards (NAAQS). Staff prepared conformity analyses for the Draft 2020 RTP/SCS. In addition, staff completed one formal TCM substitution and processed on-going TCM timely implementation requests from CTCs. Staff held eleven (11) TCWG meetings to facilitate federally required interagency consultation on important issues related to both regional and project-level transportation conformity.

Pursuant to the SB 375, SCAG staff prepared and subsequently submitted to ARB the Technical Methodology to Estimate Greenhouse Gas Emissions for the 2020-2045 RTP SCS.

Staff continued to participate in the development of AQMPs and fulfilled SCAG's federal and state air quality planning responsibilities. In FY 2018-19, updated ozone transportation conformity budgets for the Coachella Valley, the South Coast, and the Western Mojave Desert nonattainment areas, as well as new PM<sub>10</sub> transportation conformity budgets for the Imperial County were approved by ARB and subsequently submitted to the U.S. EPA.

Staff reviewed and evaluated the Transportation Corridor Agencies and Orange County Transportation Authority (OCTA) Average Vehicle Occupancy Program Monitoring Reports and issued certification letters. Staff reviewed and approved the reporting of the Congestion Management and Air Quality (CMAQ) funded projects; and uploaded the required project information into the Federal User Profile and Access Control System (UPACS) – CMAQ database. Staff facilitated interagency consultation for RTP, FTIP, and project-level transportation conformity through the federally required Transportation Conformity Working Group (TCWG).

# Regional Prospectus

Compliance with the California Environmental Quality Act (CEQA) provisions is also required of SCAG when it serves as the lead agency with the responsibility for preparation of the environmental documentation for the RTP/SCS and other projects. Staff actively participates in the development of environmental documentation, such as the Program Environmental Impact Report (PEIR) for the RTP/SCS (2016 and Connect SoCal (2020)), to ensure regulatory compliance with the CEQA provisions as well as other applicable federal and state laws. Staff works closely with local and regional agencies and stakeholders and conducts consultation and public outreach during the preparation of environmental documentation for the RTP/SCS.

In FY 2018-19, staff prepared Addendum No. 3 to the PEIR for Amendment No. 3 to the 2016 RTP/SCS. Staff will continue to monitor and provide environmental documentation for additional amendments that may occur. In FY 2018-19, staff initiated the PEIR for the Connect SoCal PEIR. Work efforts have included releasing Notice of Preparation (NOP), hosting scoping meetings, consultations with Tribal Nations, documenting the regulatory framework and conducting environmental analysis, among others. Staff has and will continue to seek input from SCAG's Policy Committees in support of the environmental document.

In FY 2019-20, SCAG will continue to oversee and/or provide support for required air quality planning, analyses, documentation and policy implementation, including adoption and federal approval of conformity determination for the 2020 RTP/SCS and additional 2019 FTIP Amendments. Staff will also continue to collaborate with the ARB and air districts in the SCAG region in developing/finalizing any AQMPs/SIPs, including setting appropriate new emission budgets to meet federal conformity requirements. Staff will facilitate federally required interagency consultation via the TCWG, continue the process to ensure the timely implementation of TCMs, and track and participate in relevant air quality rulemaking and policy development. Staff will also continue to participate in numerous air quality related working groups and advisory committees.

## J. Regional Growth Forecasting, Policy Analysis, and Data/GIS Support

Major forecasting and data/GIS projects undertaken in FY 2018-19 included:

- Continued building on state-of-the-art forecasting methodology and data/statistics support such that regional growth estimates and forecasts are technically sound and meet the Best Practices of MPOs general forecasting practices Continued technical work and subregional outreach for the 2020 RTP/SCS, including initiating one-on-one meetings with all 197 local jurisdictions and tribal nations in the SCAG region to refine growth estimates and land use data and the generation of Data/Map Books for each jurisdiction with data elements for local review;
- Continued to work with a panel of experts and other stakeholders to develop the most advanced methodology and reasonable assumptions to develop estimates and forecasts at the regional and county level;

# Regional Prospectus

- Incorporated the new information from the American Community Survey into the growth forecast process; responded to the legal requirement of SB 375; provided advanced research and technical support for special projects on regional growth forecasts and estimates;
- Continued SCAG's role as a Regional Data Center of the US Census Bureau, thereby expanding our role to promote the utilization and dissemination of census data to regional stakeholders;
- SCAG has strengthened its relationships with Southern California's universities and colleges, along with international research and planning partners, to expand the knowledge base and enhance the quality of long-range planning activities. SCAG hosted the annual SCAG/USC Demographic Workshop and supported a Planning Studio at with Cal Poly Pomona. SCAG's delegation of elected officials and planning staff were invited to China, South Korea, and Japan to share and learn best planning practices in the areas of big data and analytics, demographics, resilience, emergency responses, and earthquake preparation and planning;
- Developed the draft regional geospatial database to support for the development of the 2020 RTP/SCS and RHNA, including (1) land use and growth information, such as general plan, specific plan, zoning, existing land use and entitlement projects, (2) SB 375 resource areas and farmland data, (3) transportation data such as regional bikeways and truck routes, and (4) administrative boundaries;
- Produced the updated 197 Data/Map Books for 197 local jurisdictions in the SCAG Region by incorporating inputs submitted by local staff during the 2020 RTP/SCS Local Input and Envisioning Process;
- Conducted advanced research and geospatial analysis for the development of the 2020 RTP/SCS, such as the high-quality transit areas (HQTAs), the transit priority areas (TPAs), regional infill study and other land use & transportation-related projects;
- Enhanced the Automated GIS to streamline and automate GIS workflows of regional geospatial big data processing and map book production, by utilizing GIS programming and statistical analysis applications; and,
- Provided GIS technical support and training to SCAG staff for plan and program development.

Additionally in FY 2018-19, SCAG continued to work with local jurisdictions and partner agencies in the SCAG region by implementing its GIS Services Program, which provides technical assistance to local jurisdictions in the development of their GIS and data capabilities. A specific component of the GIS Services Program was the undertaking of introductory, intermediate and advanced GIS software training workshops for participating local jurisdictions, as well as providing GIS services

# Regional Prospectus

for additional cities, as well as the provision of intern staffing support to improve local technical know-how.

SCAG has also provided technical support to local jurisdictions looking to utilize new economic development and tax increment financing tools available through state legislation – specifically Enhanced Infrastructure Financing Districts (EIFDs), Community Revitalization and Investment Authorities (CRIAs), and other tax increment financing mechanisms recently adopted by the State of California. In previous years, SCAG established a screening criteria and interactive tool to evaluate the viability of any neighborhood in the SCAG region to establish an EIFD or CRIA. SCAG has also partnered with other entities to conduct numerous pilots examining the financial viability of establishing a tax increment financing district to support regionally significant projects, and Los Angeles County Metropolitan Transportation Authority (“Metro”) utilized SCAG’s criteria and tool to evaluate grant awardees for their recent round of Transit Oriented Development Planning Grants. This year, SCAG has initiated a number of new pilot projects to evaluate the viability of tax increment financing tools for local sustainable infrastructure projects and economic development.

SCAG continued to implement established Enterprise GIS (EGIS) system to further integrate all aspects of regional innovative planning and data-driven decision-making process, to build advanced GIS applications and tools, as well as acquire, develop and process regional data as part of fulfilling our strategic goal of being a central source of data/information about the Southern California, in addition to fulfilling socioeconomic data requests from member agencies, universities, other public agencies and the general public in support of their planning/information needs.

Also, in FY 2018-19, SCAG initiated a new program aimed at increasing the adoption of new technology and the accessibility of data and analytics to our partner agencies and the general public. The Future Communities Initiative (FCI) is a three-year program that will provide guidance, support data coordination and standardization, expand partnerships, and provide resources to local jurisdictions throughout Southern California. This program is resulting in studies and strategies for local cities that outline the steps needed to become "smart communities", develop a process for identifying data sets that could benefit from regional standardization and create processes for coordinating data collection, explore opportunities for engagement with supportive initiatives and build partnerships that magnify impact, and pursue resources for planning and implementation of open data, big data, and new technology initiatives.

In FY 2019-20, major forecasting, policy analysis, and data/GIS initiatives will include:

- Continue to provide state-of-the-art forecasting methodology and data/statistics such that regional growth estimates and forecasts are technically sound, and set the standard for



# Regional Prospectus

MPO growth forecasting practice, and are communicated to stakeholders in a manner that supports the development of the RTP/SCS and RHNA;

- Participate in policy development and provide research/planning analysis for the implementation of the 2016 RTP/SCS, and for strategic initiatives, corridor studies, and scenario development;
- Finalize and make available for plan development the final regional geospatial database for the 2020 RTP/SCS and RHNA, including (1) land use and growth information, such as general plan, specific plan, zoning, existing land use and entitlement projects, (2) SB 375 resource areas and farmland data, (3) transportation data such as regional bikeways and truck routes, and (4) administrative boundaries;
- Continue to conduct advanced research and geospatial analysis for the development of the 2020 RTP/SCS, such as the high-quality transit areas (HQTAs), the transit priority areas (TPAs), regional infill study and other land use & transportation-related analyses;
- Continue work for the development of the 2020 RTP/SCS;
- Share knowledge related to data/GIS analyses of RTP/SCS at numerous conferences;
- Address emerging research needs in the areas of demographic change, the built environment, housing, travel behavior, health, and inequality, providing in-house research solutions which support RTP/SCS development, scenario planning, and transportation planning;
- Collect, process and analyze data used in support of the planning activities of the agency;
- As a Regional Information Center, provide data support and mapping capabilities to better serve the needs of our partner agencies;
- Provide data and information to stakeholders to promote economic development and enhance the effectiveness of decision-makers;
- Leverage data sharing opportunities among public agencies throughout the region and maximize data sharing while minimizing agency costs;
- Continue SCAG's Internship Assistance Program that places interns at local jurisdictions with GIS/planning needs;
- Provide staff support to local jurisdictions in GIS and planning related projects and products;
- Initiate program of demonstration projects to upstart new resources and services, so that local jurisdictions better serve their constituents;

# Regional Prospectus

- Provide forum for data/GIS users to network to share information, as well as address common concerns or challenges;
- Provide training, expert clinics, on-site technical support appointments, data updating/sharing/standardizing and other GIS services to our local jurisdictions;
- Continue the implementation and development of an Enterprise GIS system (including GIS hardware/software upgrade, GIS database design enhancement, and advanced support to GIS applications development);
- Enhance the partnership with Southern California’s universities and colleges to improve SCAG’s planning capabilities;
- Expand global cooperation with diverse international research, educational, and government organizations to foster research capabilities and address various planning issues related to land use, housing, transportation, environment, health, etc.;
- Continue work on SCAG’s tax increment pilot projects to provide local assistance for economic development, job creation, and potential financing for infrastructure investments;
- Support the Future Communities Pilot Program, which provides grants to local jurisdictions for the deployment of new technology to reduce transportation demand and improve government service provision;
- Continue work on the FCI Regional Data Platform, which will serve as a clearinghouse of public sector data updated on a transactional basis and accessible via interactive viewers – thereby democratizing data for public engagement with government. It will be security enabled for certain datasets (protecting our systems and people) and will include standardization of regionally significant datasets;
- Continue the FCI Policy Lab/Tool Builder, which is fostering research opportunities in partnership with regional universities, international organizations, and other leaders in “Smart Cities” and “Civic Tech” on common issues, helping us move beyond data for its own sake to insights and solutions to shared challenges;
- Support the FCI Data Science Fellowship, which provides fellows to regional and local agencies to initiate open data platforms, conduct data analysis, and accelerate the adoption of new technologies (bridging the staffing resources gap);
- Engage with the newly formed Emerging Technologies Committee, which will also provide ongoing input and governance on Initiative activities – helping us to promote fairness and equity for serving low resourced and disadvantaged communities, as well as overall data protection;

# Regional Prospectus

- Conduct the Future Communities Forum, which will be an annual engagement to foster knowledge transfer between SCAG, our local jurisdictions, and our international partners on the future of civic technology and public data across the globe;
- Engage jurisdictions to build a data collaborative to acquire, create, and share data. As a first data set, SCAG is exploring the provision of orthogonal, obliques, building outlines, and digital terrain imagery to SCAG jurisdictions and other potential stakeholders. This effort is consistent with SCAG's evolving role as a regional data clearinghouse;
- The new collaborative project will pool resources for high-resolution aerial imagery with cities, counties and other stakeholders in the region. This effort would reduce the cost of aerial imagery through bulk purchasing. Operating on a user-friendly platform, the images will be usable without the need for expensive and exclusive GIS software, making it uniquely accessible across agencies and departments. The procurement would also provide in-person training, webinars, and additional support. The imagery and reference data would be collected in early 2020, which would provide a critical baseline reference for the 2020 U.S. Decennial Census and the 2024 Regional Transportation Plan and Sustainable Communities Strategy. A stakeholder working group is developing an outreach and implementation plan to move this initiative forward;
- Continue to develop comprehensive regional parcel dataset by incorporating land use, building outlines, dwelling units and assessor's property information;
- Continue to enhance the Automated GIS to streamline and automate GIS workflows of regional geospatial big data processing and map book production, by utilizing GIS programming and statistical analysis applications; and
- Continue to provide GIS technical support and training for plan and program development.

## K. Small Area Forecasting and Modeling Support

Major forecasting, data, and modeling projects undertaken in FY 2018-19 included:

- Improved state-of-the-art forecasting methodologies, programs, software, and data/statistics to support regional growth estimates and travel forecasts that are technically sound and meet MPO Best Practices;
- Continued data gathering, evaluating, and analytical processing which include parcel information, censuses, annexations and employment data for building the ConnectSoCal socioeconomic estimates and growth projections; and for providing analytical foundations;
- Collaborated with local jurisdictions and peer agencies for better reflecting and incorporating growth comments. Developed the draft growth forecast including Population, Household, and Employment within the region for the 2020 RTP/SCS;
- Coordinated with scenario staff to develop scenario growth visions for better ConnectSoCal GHG assessments;
- Continued to develop socioeconomic data sets to support model operation for SCAG plans/programs;
- Updated and maintained Scenario Planning Model (SPM) by in-house staff;

# Regional Prospectus

- Retained and monitored of the SPM Data Management (SPM-DM) system and provided technical assistance and trainings to local jurisdictions during the local input and envisioning process for the Connect SoCal;
- Assessed SPM Scenario Development and Analysis (SPM-SD) system including its analysis modules to best support the scenario development and modeling needs for successful adoption of the Connect SoCal;
- Prepared updated model input datasets and assumptions;
- Continued to play a key role in a collaborative effort in building a strong user community where future enhancement can occur through collective efforts in building a shared knowledge base;
- Developed SCAG Activity-Based Travel Demand Model (ABM). The model will be used for the analysis of Connect SoCal (or 2020 RTP/SCS);
- Continued to update and enhance SCAG ABM by improving model sensitivity to policy/planning inputs, model running time, model operation, and model output reporting;
- Completed the model update and year 2016 validation for SCAG Trip-Based Travel Demand Model (SCAG TBM);
- Provided transportation modeling and emissions analyses to support the following SCAG plans/programs: the 2016 RTP/SCS Amendment 3, 2019 FTIP development, 2020 RTP/SCS, and emissions budget target setting exercises;
- Completed more than 150 modeling and socioeconomic data requests for SCAG members and other stakeholders;
- Conducted five Modeling Task Force meetings and other outreach activities; to promote interagency consultation and coordinate modeling activities with transportation commissions, Caltrans, ARB, air districts, and State/Federal agencies;
- Provided leadership to the Southern California modeling community by coordinating national, state, regional and local modeling programs;
- Provided technical assistance and modeling services to regional and subregional agencies in support of their modeling program and to promote model consistency; supported and advised to model development projects for Riverside (RIVCOM Model) and City of Murrieta; and
- Participated in policy development and provide modeling/planning analysis for SCAG's planning program, strategic initiatives, corridor studies, transportation conformity budgets setting exercises, emissions target setting exercises, and scenario development. Provided technical support and analysis to GHG emissions impact for SCS transportation strategies.

Major forecasting, data, and modeling initiatives for FY 2019-20 include:

- Continue building state-of-the-art forecasting methodologies, programs, software, and data/statistics to support regional growth estimates and travel forecasts that are technically sound and meet MPO Best Practices;

# Regional Prospectus

- Continue data gathering, evaluating, and analytical processing including parcel information, censuses, annexations and employment data for building the Connect SoCal socioeconomic estimates and growth projections and providing analytical foundations;
- Collaborate with local jurisdictions and peer agencies for better reflecting and incorporating growth comments. Developed the 2020 RTP/SCS draft growth forecast including Population, Household, and Employment for the region;
- Coordinate with scenario staff to develop scenario growth visions for better CoonectSocal GHG assessments;
- Continue to develop socioeconomic data sets to support model operation for SCAG plans/programs;
- Continue to maintain and monitor SPM system and provide technical assistance to local jurisdictions;
- Finalize model input and assumptions for the performance analysis of the Connect SoCal;
- Provide performance outputs of the Connect SoCal and technical assistance in communicating the plan results;
- Provide transportation modeling and emissions analyses to support SCAG 2020 RTP/SCS;
- Continue to update and maintain SCAG's Models, including Travel Demand Model, Scenario Planning Model, Heavy-duty Truck Model, and Air Quality Model;
- Provide leadership to the Southern California modeling community by coordinating national, state, regional and local modeling programs;
- Enhance communications and interagency consultations by conducting bi-monthly Modeling Task Force Meetings;
- Provide technical assistance and modeling services to regional and subregional agencies in support of their modeling program and to promote model consistency; and
- Continue to fulfill transportation and socioeconomic data requests from member agencies, universities, other public agencies and the general public in support of their planning/information needs.

## Performance Measures

SCAG has been continuously monitoring the performance of the region through the collection and analysis of a wide range of socio-economic, transportation, demographic, and environmental data. Table 1 shows the performance indicators SCAG used to evaluate the 2016 RTP/SCS. SCAG is now in the process of developing the set of performance goals, objectives, and measures to guide development of the 2020 RTP/SCS. SCAG has been collaborating with FHWA and Caltrans on the development of a regional performance-based planning and reporting program as mandated by

# Regional Prospectus

MAP-21 and the FAST Act. SCAG will continue to coordinate with FHWA and actively participate in statewide technical work groups, workshops, and other inter-agency performance monitoring information exchange opportunities, as part of this national performance-based planning and reporting program.

To ensure the Federal Transportation Improvement Program (FTIP) is on-target and consistent with RTP objectives and budgets, SCAG monitors FTIP implementation through:

- An enhanced FTIP database;
- Regional transportation monitoring programs, including the Highway Performance Monitoring System (HPMS) and a Regional Transportation Monitoring Information System (RTMIS); and
- Periodic administrative or FTIP technical amendments reflecting transportation policy or budget changes, shifting conditions, or transportation project additions or deletions.

Additional projects to be undertaken in FY 2019-20 include:

- Coordinate with all 197 local jurisdictions (cities and counties) in the SCAG region to facilitate collection of data for the Highway Performance Monitoring System (HPMS);
- Data collection and analysis in support of various Regional Performance Assessment activities, including the annual Average Vehicle Occupancy (AVO) analysis and reporting for two Orange County toll facilities;
- Incorporate use of the web-based 'REVISION' regional growth monitoring tool, based on a transformative upgrade of the 'CALOTS' application, to support performance monitoring of the SCAG regional Sustainable Communities Strategy (SCS);
- Conduct various performance monitoring analyses to track regional and local implementation of 2016 RTP/SCS and to support development of the 2020 RTP/SCS; and
- Develop and release the 2019 Local Profiles Reports for each member local jurisdiction in the SCAG region.

**Table 1: 2016 RTP/SCS Outcomes and Performance Measures**

	<b>Performance Measure</b>	
<b>Location</b>	Share of growth in High Quality Transit Areas (HQTA)	Share of the region's growth in households and employment in High Quality Transit Areas
<b>Efficiency</b>	Land consumption	Number of acres of agricultural land changed to urban uses
	Vehicle Miles Traveled (VMT) per capita	Average annual vehicle miles traveled per person
	Transit mode share	Share of transit for work and non-work trips

# Regional Prospectus

	Transit trips per capita	Average annual number of transit trips taken per person
	Annual household transportation cost	Annual household spending on transportation including costs of vehicle ownership, operation and maintenance, and public transportation
	Percent of income spent on housing and transportation	The share of household income spent on both housing and transportation
<b>Mobility &amp; Accessibility</b>	Highway non-recurrent delay for mixed flow and high occupancy vehicle lanes	Delay caused by accidents, incidents, weather, planned lane closures, special events, or other atypical traffic patterns
	Mode share for work trips	Share of work trips using various travel modes
	Travel time to work	Average travel time to work
<b>Reliability</b>	Variability of travel time for automobiles	Day-to-day change in travel times experienced by auto travelers
	Variability of travel time for trucks	Day-to-day change in travel times experienced by trucks
<b>Productivity</b>	Lost lane miles for highways and percent seat miles utilized for transit	Percent utilization of regional transportation system during peak demand conditions
<b>Safety &amp; Health</b>	Collision rates by severity and by mode	Collision and fatality rates per 100 million vehicle miles by mode (all, bicycle/ pedestrian); and number of fatalities and serious injuries by mode (all, bicycle/ pedestrian)
	Mode share of walking and biking	Mode share of walking and biking for work and non-work trips
	Daily amount of walking and biking related to work and non-work trips	Percent of population who had walk or bike trips during the day by age group; and number of minutes of walking and biking for those who had walk or bike trips by age group
	Asthma incidence	Share of population in the region who were ever diagnosed with asthma
	Asthma exacerbation	Share of population in the region already diagnosed with asthma who had asthma-related emergency room visits
	Percent of households living <500 feet from high volume roadways	Share of total households that live within 500 feet of a high volume roadway, defined as having traffic volumes of over 100,000 vehicles per day in urban areas, and 50,000 vehicles per day in rural areas
	Premature deaths due to PM2.5	The number of premature deaths due to long-term exposure to particulate matter (estimated from monitored or modeled PM2.5 concentrations)
	Percent of residents within 1/2 mile walk to parks and open space	New measure (further research needed)
	Number of acres of parks for every 1,000 residents	Number of acres of parks (including local, regional, and beach parks) for every 1,000 residents
<b>Environmental Quality</b>	Ambient air quality conditions	Existing condition of air quality in the various air basins
<b>Transportation System Sustainability</b>	State Highway System pavement condition	Share of distressed lane miles of the State Highway System
	Local roads pavement condition	Pavement Condition Index (PCI) for local roads
<b>Resource Efficiency</b>	Energy consumption	Energy (electricity, natural gas, vehicle fuel) consumption per capita
	Water consumption	Urban water consumption per capita

# Regional Prospectus

## IV. Implementation of the RTP/SCS and FTIP

During the past fiscal year, SCAG adopted Amendment # 3 to the 2016 RTP/SCS, which was certified by FHWA/FTA in December 2018, to allow for critical transportation improvement projects throughout the region to move forward in a timely manner.

The focus of FY 2019-20 will be to develop 'Connect SoCal', the 2020 RTP/SCS, leading to the release of a draft for public review in the fall of 2019. SCAG will ensure that Connect SoCal is consistent with state and federal requirements while addressing the region's transportation needs.

The Federal Transportation Improvement Program (FTIP) is a multimodal list of capital improvement projects programmed over a six-year period. The FTIP is the program that implements the RTP. The currently approved FTIP is the 2019 FTIP and was federally approved and found to conform on December 17, 2018. The program contains approximately \$34.6 billion worth of projects in FY2016-2017 – 2021-2022. The FTIP must include all federally funded transportation projects in the region, as well as all regionally significant transportation projects and projects for which approval from a federal agency is required regardless of funding source. The FTIP is developed to incrementally implement the programs and projects in the RTP/SCS. The FTIP is amended on an on-going basis, as necessary, thereby allowing projects consistent with the Regional Transportation Plan to move forward toward implementation.

During FY 2018-19, SCAG successfully secured approval of the 2019 FTIP by the Regional Council and subsequent positive conformity determination by FHWA/FTA in December of 2018. In addition, SCAG also continued amendments to the 2017 FTIP concurrently while the 2019 FTIP was in development, so that the transportation improvement projects around the region could move forward without disruption. SCAG has always maintained a close partnership with the federal and state funding agencies as well as its regional partners in processing FTIP Amendments and Administrative Modifications in the most efficient manner possible.

## V. Overview of Public Participation and Consultation

### A. Public Participation Plan

Input and engagement from across the region is critical in planning for such a large and diverse region. SCAG relies on public participation as the essential element to the ground-up and integrated approach to SCAG's planning. SCAG adopted a Public Participation Plan in September 2018 that details goals, objectives and state/federal requirements for providing the public and stakeholders with opportunities to understand, follow, and actively participate in the regional planning process.



# Regional Prospectus

Consistent with state and federal regulations, SCAG provides for formal comment periods for the RTP/SCS, FTIP, as well as other major plans, projects and programs. The agency also engages in regular activities that provide on-going opportunities for public input at public meetings, hearings and workshops, an always-available 'contact us' link and form on the agency website and 'contact us' form (print or online) in the adopted Public Participation Plan. SCAG reviews, addresses and incorporates as appropriate, all comments received. In addition, the Public Participation Plan includes language to assist transit operators who are relying on SCAG's FTIP public participation process to satisfy the public participation requirements for their Program of Projects, under 49 U.S.C. Section 5307.

SCAG is also required to demonstrate its compliance with the Department of Transportation's Title VI requirements every three years. An update to SCAG's Title VI Program which includes the agency's Language Assistance Program for Limited English Proficient populations, was adopted by the Regional Council in September 2017, and subsequently approved by the Federal Transit Administration. With the development of its Language Assistance Program, SCAG is working toward improving its strategies to engage and seek input from traditionally underserved populations by providing translations of key materials into Spanish, Chinese, Korean and Vietnamese, the four most spoken languages in the region's households other than English. The Language Assistance Program also provides for interpreters in these languages at workshops and other public meetings, with 48 hours notification.

As part of SCAG's outreach, SCAG has been implementing a comprehensive public information and communications program to inform stakeholders, partners and the general public about agency programs, plans, services and initiatives using websites, social media, video production, publications, e-newsletters, op-eds, fact sheets, media advisories and news releases.

- Alerts via email, social media, electronic newsletters and in-person presentations to local governments, community organizations, academic groups, business organizations, environmental groups, Tribal Governments, under-represented groups and traditionally underserved groups.
- Increased opportunities for public engagement through video and web conferencing.
- Updating SCAG's websites to provide the latest news, notices of public comment period dates/times, and opportunities to provide comment.

# Regional Prospectus

## B. Connect SoCal Public Engagement

In FY 2018–19, SCAG began executing public engagement and outreach for the Connect SoCal plan. This included:

- Ongoing work with cities and counties on development of base data and future growth scenarios
- Partnerships with local non-profits in developing a vision for sustainable growth and trade-offs
- Street teams attending public events to increase awareness of Connect SoCal
- Monthly Stakeholder Working Groups to seek input on specific study areas within the Plan, such as open space, public health, active transportation, mobility innovations and environmental justice
- Presentations to local Councils of Governments, cities and other technical advisory committees on the development of the Connect SoCal plan
- Workshops, open houses, and meetings throughout the region
- Policy discussions at the board and committee levels

In spring 2019, SCAG began its outreach efforts by developing an advertising strategy, facilitating and coordinating outreach forums during the early development phase of the Plan, and increasing participation from a wide variety of stakeholders. SCAG held over 20 workshops throughout the region for the general public and interested parties to evaluate and provide input on several future development scenarios. SCAG is required by state law to hold public workshops in each county throughout the region to provide the public with the information and tools necessary to understand the issues and policy choices available through Connect SoCal. SCAG advertised the availability of the workshops in advance and worked with community partners (including Community Based Organizations, cities, counties or other local influencers) to spread the word about the events. SCAG collected input at the workshops and through online surveys.

In FY 2019–20, SCAG plans to continue engaging the public following the release of the Draft Connect SoCal Plan, slated for fall 2019. This includes advertising the availability of the Draft Plan, continuing the monthly Stakeholder Working Group meetings, and online webinars with those who engaged with us in the spring workshops. Following the release of the Draft Connect SoCal plan, SCAG will enter into a minimum 45-day public comment period. During this time, SCAG is required to hold public hearings and elected official workshops in each county throughout the region.

## C. SCAG Regional Offices

In addition to its main headquarters in Los Angeles, SCAG operates a Regional Office in five (5) other counties in Southern California and has videoconferencing sites at three (3) additional

# Regional Prospectus

locations throughout the region. Videoconferencing further enhances the agency's outreach efforts as well as accessibility to the public. Through these Regional Offices and videoconferencing sites, SCAG is able to engage an extensive group of stakeholders in its planning and programming processes by facilitating meetings, workshops, and other events and enhances the level of convenience for members, stakeholders and others interested in learning more about regional planning. SCAG will continue to advance its public participation and consultation efforts through the use of its Regional Offices.

## D. Native American Tribal Governments Consultation

There are 16 federally recognized Native American Tribal Governments in the SCAG region. SCAG's Bylaws provide Tribal Governments a formal voice in the regional planning process, including voting representation on the Regional Council and policy committees. In response to state and federal consultation requirements, as well as public participation needs and environmental justice concerns, SCAG is continuing to develop processes to ensure that Tribal Governments' concerns are reflected in the regional transportation planning and programming processes, including developing documented procedures for consultation with Indian Tribal Governments and Federal Land Management Agencies.

In FY18-19, SCAG initiated Tribal Consultation pursuant to AB 52 to support the development of the Connect SoCal (2020 RTP/SCS) PEIR. SCAG will continue to consult with Tribal Governments in FY 19-20 to exchange information, have consultation meetings, provide updates and obtain input on the development of the 2020 RTP/SCS and develop potential mitigation measures with regards to Tribal Cultural Resources.

## SCAG Organizational Structure and Decision Making Steps

**General Assembly (GA)** – SCAG is governed by official representatives from every member city, county and County Transportation Commission (CTC) through the General Assembly which annually brings together SCAG's membership and helps set the course for the coming year. The GA is a forum where policy matters can be identified and addressed. The GA also adopts the General Fund budget for the next fiscal year, ratifies SCAG officer positions, and considers approval of any proposed changes to the SCAG Bylaws as well as any proposed resolutions for adoption by the GA.

**Regional Council (RC)** – The primary decision-making occurs through SCAG's Regional Council, a governing body comprised of elected officials representing six (6) counties and 191 cities in the SCAG region. The SCAG Bylaws provide for Regional Council representation from each of the

# Regional Prospectus

CTCs, the recognized tribal governments, air quality agencies and the Transportation Corridor Agencies. In September 2014, the Regional Council also approved the addition of a public transportation representative to serve on the body to represent the transit interests of all the operators in the SCAG region. SCAG's policy-making process is guided by the work of SCAG's three major Policy Committees: the Transportation Committee; the Community, Economic and Human Development Committee; and the Energy and Environment Committee. Members of the Regional Council serve on one of the three Policy Committees for two-year terms.

The following summarizes the roles of the Policy Committees as well as other committees with SCAG:

**Transportation Committee (TC)** – The TC examines regional policies, programs and other matters pertaining to mobility and accessibility, roads and highways, transit, airports and seaports, system preservation and management, goods movement, transportation finance and other aspects of Southern California's transportation system.

**Community, Economic and Human Development Committee (CEHD)** – The CEHD oversees the agency's efforts to develop regional policies for housing, economic development, land use, growth forecasting, sustainability and other community development needs.

**Energy and Environment Committee (EEC)** – The EEC considers environmental and energy-related issues of regional significance, including air and water quality, solid and hazardous waste, habitat preservation, environmental justice, greenhouse gas reduction and matters pertaining to the California Environmental Quality Act.

**Legislative, Communications and Membership Committee (LCMC)** – The LCMC is responsible for developing recommendations to the Regional Council regarding legislative, communications and membership matters; providing policy direction for the agency's marketing communications strategy, outreach issues/materials and electronic communications systems; reviewing sponsorship opportunities for the agency whose cost will exceed \$5,000; and promoting agency membership. The duties of the LCMC may also include such other duties as the Regional Council may delegate.

**Executive/Administration Committee (EAC)** – SCAG's core leadership team is represented by the Executive/Administration Committee, which includes the RC Officers (President, First Vice President, Second Vice President and Immediate Past President) and Policy Committee Chairs and Vice Chairs. In addition to their critical position in guiding SCAG's regional decision-making process, EAC members play an elevated role as SCAG representatives throughout the region as well as at the state and federal levels. The EAC also addresses matters regarding human resources, budgets, finance, operations, communications and any other matters referred by the

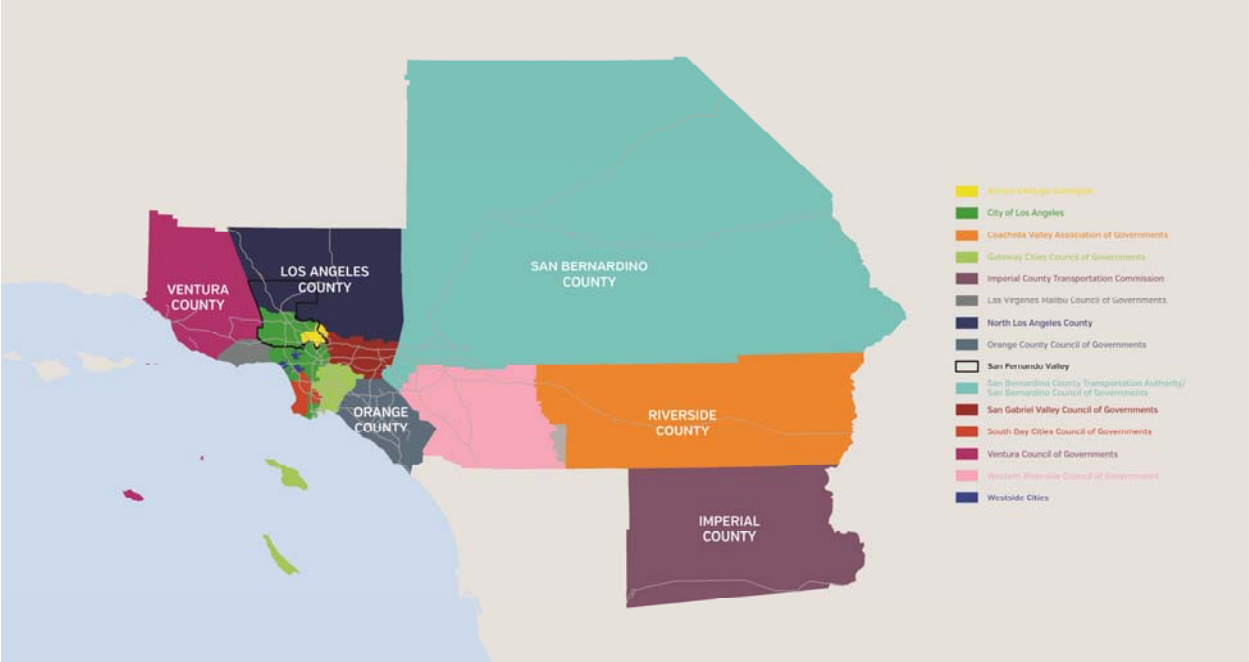
# Regional Prospectus

RC. Membership includes the SCAG Officers, Chairs and Vice Chairs of the LCMC and the three (3) Policy Committees, the representative from the Tribal Government Planning Board serving on the Regional Council, and an additional four (4) Regional Council members appointed by the SCAG President. In addition, the President may appoint one (1) member from the private sector to serve on the EAC in an ex-officio, non-voting capacity.

**Policy Task Forces/Subcommittees** - In addition to the Policy Committees, the RC has established a number of task forces, subcommittees and peer groups to provide for focused attention to specific policy or planning issues. Currently, the following groups meet as needed:

- Audit Committee
- Bylaws & Resolutions Committee
- Nominating Committee
- Transportation Conformity Working Group
- Technical Working Group

**Subregions** - A total of 15 subregions represent portions of the SCAG region with shared interests, issues and geography. Subregions play an important role as a conduit between SCAG and the cities and counties of the region by participating and providing input on SCAG’s planning activities. This involvement helps the Regional Council and its various committees make better informed decisions.



The 15 subregions in the six (6) counties that make up the SCAG region are listed below.

# Regional Prospectus

## *Imperial County*

- Imperial County Transportation Commission (ICTC)

## *Los Angeles County*

- Arroyo Verdugo Communities Joint Powers Authority (AVCJP)
- City of Los Angeles
- Gateway Cities Council of Governments (GCCOG)
- Las Virgenes – Malibu Council of Governments
- North Los Angeles County Transportation Coalition
- San Gabriel Valley Council of Governments (SGVCOG)
- San Fernando Valley Council of Governments (SFVCOG)
- South Bay Cities Council of Governments (SBCCOG)
- Westside Cities Council of Governments (WCCOG)

## *Orange County*

- Orange County Council of Governments (OCCOG)

## *Riverside County*

- Coachella Valley Association of Governments (CVAG)
- Western Riverside Council of Governments (WRCOG)

## *San Bernardino County*

- San Bernardino County Transportation Authority (SBCTA)/San Bernardino Council of Governments

## *Ventura County*

- Ventura Council of Governments (VCOG)

## VI. Map-21 Implementation: Performance-based Planning and Programming

MAP-21 calls for the establishment, monitoring and management of performance measures and standards relating to Safety, Pavement and Bridge Condition, Performance of the National Highway System, Freight Movement on the Interstate System, and performance of the regional Congestion Mitigation and Air Quality Improvement (CMAQ) program. To comply with these federal requirements, SCAG has coordinated with Caltrans and local stakeholders to establish regional

# Regional Prospectus

targets in these respective areas and a path towards achieving and monitoring them. More specifically, SCAG worked with the state and local stakeholders to establish two- and four-year performance targets for Pavement and Bridge Conditions in October 2018. SCAG also collaborated with Caltrans and local stakeholders to establish Safety performance targets for calendar year 2019 in February of 2019.

SCAG anticipates providing regular updates to stakeholders on regional progress being made toward achieving regional MAP-21 performance targets, including in the 2020 RTP/SCS and in updates to the Federal Transportation Improvement Program (FTIP). Furthermore, SCAG will allocate appropriate resources to toward this effort, starting with the FY 2018-19 OWP, and will account for activities associated with fulfillment of these new federal requirements.



**FINAL**  
**Overall Work  
Program**

**Fiscal Year 2019-2020**

**SECTION II**

**Work Elements, Projects, Tasks**





Caltrans Report  
FY 2019 - 2020 OWP

WORK ELEMENT: 010 - SYSTEM PLANNING

DEPARTMENT: 412 - TRANSPORTATION PLANNING & PROGRAMMING DEPT

MANAGER: NARESH AMATYA

TOTAL BUDGET: \$1,985,740

SUMMARY OF PROGRAM EXPENDITURES

<u>Category</u>	<u>SCAG</u>	<u>Consultant</u>	<u>Consultant TC</u>	<u>Non-Profits/IHL</u>	<u>Total</u>
01. Salary	321,644	0	0	0	321,644
02. Benefits	255,722	0	0	0	255,722
03. Temp Staff	0	0	0	0	0
04. Indirect Cost	719,958	0	0	0	719,958
05. Printing	0	0	0	0	0
06. Travel	18,000	0	0	0	18,000
07. Other	0	0	0	0	0
08. Consultant	0	50,000	0	0	50,000
09. Consultant TC	0	0	450,000	0	450,000
10. Non-Profits/IHL	0	0	0	0	0
11. In-Kind Commits	170,416	0	0	0	170,416
12. Cash/Local Other	0	0	0	0	0
<b>Total</b>	<b>\$1,485,740</b>	<b>\$50,000</b>	<b>\$450,000</b>	<b>\$0</b>	<b>\$1,985,740</b>
Toll Credits/Not an expenditure	0	0	51,615	0	51,615

**WORK ELEMENT: 010 - SYSTEM PLANNING**

**SUMMARY OF PROGRAM REVENUES**

<u>Fund Source</u>	<u>SCAG</u>	<u>Consultant</u>	<u>Non-Profits/IHL</u>	<u>Consultant TC</u>	<u>Total</u>
01. FHWA PL	915,324	0	0	0	915,324
02. FHWA PL C/O	400,000	0	0	0	400,000
03. FTA 5303	0	0	0	450,000	450,000
04. FTA 5303 C/O	0	0	0	0	0
05. FTA 5304	0	0	0	0	0
06. FHWA SP&R	0	0	0	0	0
07. Federal Other	0	0	0	0	0
08. TDA	0	50,000	0	0	50,000
09. SB1 Adaptation	0	0	0	0	0
10. SB1 Competitive	0	0	0	0	0
11. SB1 Formula	0	0	0	0	0
12. State Other	0	0	0	0	0
13. In-Kind Commits	170,416	0	0	0	170,416
14. Cash/Local Other	0	0	0	0	0
<b>Total</b>	<b>\$1,485,740</b>	<b>\$50,000</b>	<b>\$0</b>	<b>\$450,000</b>	<b>\$1,985,740</b>
Toll Credits/Not a revenue	0	0	0	51,615	51,615

**PAST ACCOMPLISHMENTS**

In FY 2018-19, SCAG adopted Amendment 3 to 2016 RTP/SCS and completed initial preparation for the development of 2020 RTP/SCS, also known as "Connect SoCal", such as updated list of projects to be considered, review of the technical framework and development of the overall schedule.

**OBJECTIVE**

Transportation System Planning involves long-term planning for system preservation, system maintenance, optimization of system utilization, and strategic system expansion of all modes of transportation for people and goods in the six-county region, including Imperial, Los Angeles, Orange, Riverside, San Bernardino, and Ventura. The Regional Transportation Plan/Sustainable Communities Strategy (RTP/SCS) is the primary vehicle SCAG uses to achieve our transportation system planning goals and objectives. As the MPO for this region, one of SCAG's major



**WORK ELEMENT: 010 - SYSTEM PLANNING**

responsibilities is to develop, administer, and update the RTP/SCS. The primary objective of this work element is to ensure SCAG is fulfilling its roles and responsibilities in this area as the designated MPO and RTPA for this region. The focus of FY 2019-20 will be to continue to manage, guide, and monitor progress of the 2016 RTP/SCS and develop the 2020 RTP/SCS. SCAG will ensure that the 2020 RTP/SCS Plan is consistent with state and federal requirements while addressing the region's transportation needs.

**PROJECT: REGIONAL TRANSPORTATION PLAN (RTP)**

**DEPARTMENT NAME: 412 - TRANSPORTATION PLANNING & PROGRAMMING DEPT**

**MANAGER: NARESH AMATYA**

**TOTAL BUDGET: \$1,170,878**

**PROJECT DESCRIPTION**

Maintain, manage, and guide the implementation of the 2016-2040 Regional Transportation Plan/Sustainable Communities Strategy (2016 RTP/SCS) and development of the 2020 RTP/SCS. Ensure that the RTP/SCS is consistent with state and federal requirements while addressing the region's transportation needs.

**PROJECT PRODUCT(S)**

Agendas, meeting notes, staff reports, technical memos, technical reports, formal RTP/SCS amendments, safety target documentation, etc.

**TASK: 20-010.0170.01**

**TASK BUDGET: \$1,053,243**

**TASK NAME: RTP SUPPORT, DEVELOPMENT, AND POLICY IMPLEMENTATION**

Carryover  Ongoing  **PROJECT MANAGER: NARESH AMATYA**

**PREVIOUS ACCOMPLISHMENTS**

Adopted Amendment 3 to 2016 RTP/SCS and completed initial preparation for the development of 2020 RTP/SCS such as update of the list of projects.

**OBJECTIVES**

Ensure that the RTP/SCS is consistent with state and federal requirements while addressing the region's transportation needs through monitoring progress, supporting policies and actions called out in the 2016 RTP/SCS, and identifying adjustments necessary and appropriate for the 2020 RTP/SCS. Coordinate continued development of the 2020 RTP/SCS, including maintaining overall schedule and work plan, ensuring any new state and federal requirements are addressed, and soliciting proposed projects for the plan from county transportation commissions.

**WORK ELEMENT: 010 - SYSTEM PLANNING**

**STEPS AND PRODUCTS**

Step No	Step Description	Work Type	P	T	O	Start Date	End Date
1	Support outreach activities associated with the development of the 2020 RTP/SCS as needed.	Staff	<input type="checkbox"/>	<input type="checkbox"/>	<input type="checkbox"/>	07/01/2019	06/30/2020
2	Provide staff support for the Transportation Committee by coordinating agendas, technical reports, memos, and presentations, and coordinate action items arising from the Committee.	Staff	<input type="checkbox"/>	<input type="checkbox"/>	<input type="checkbox"/>	07/01/2019	06/30/2020
3	Continue to provide staff support for technical advisory committees and subcommittees as needed and appropriate.	Staff	<input type="checkbox"/>	<input type="checkbox"/>	<input type="checkbox"/>	07/01/2019	06/30/2020
4	Monitor, manage, update and maintain capital list of projects in preparation of the 2020 RTP/SCS	Staff	<input type="checkbox"/>	<input type="checkbox"/>	<input type="checkbox"/>	07/01/2019	06/30/2020
5	Provide technical support and coordinate/manage the development of the 2020 RTP/SCS.	Staff	<input checked="" type="checkbox"/>	<input checked="" type="checkbox"/>	<input type="checkbox"/>	07/01/2019	06/30/2020
6	Review, comment, and coordinate transportation studies conducted by partner agencies to ensure consistency with the adopted 2016 RTP/SCS.	Staff	<input type="checkbox"/>	<input type="checkbox"/>	<input type="checkbox"/>	07/01/2019	06/30/2020
7	Review, comment, and coordinate transportation studies conducted by partner agencies to ensure consistency with the adopted 2016 RTP/SCS.	Staff	<input type="checkbox"/>	<input type="checkbox"/>	<input type="checkbox"/>	07/01/2019	06/30/2020
8	Coordinate with neighboring MPOs to ensure overlapping UZA populations are planned for within the RTP/SCS appropriately.	Staff	<input type="checkbox"/>	<input type="checkbox"/>	<input type="checkbox"/>	07/01/2019	06/30/2020
9	Manage and coordinate consultant work, including directing work activities, reviewing invoices and work progress, monitoring budget and schedule etc.	Staff	<input type="checkbox"/>	<input type="checkbox"/>	<input type="checkbox"/>	07/01/2019	06/30/2020
10	Develop a framework for monitoring progress of the 2020 RTP/SCS.	Consultant	<input type="checkbox"/>	<input checked="" type="checkbox"/>	<input type="checkbox"/>	01/01/2020	06/30/2020
11	Update performance measures, methodologies, tools and analytics related to transportation system performance associated with 2020 RTP/SCS.	Consultant	<input type="checkbox"/>	<input checked="" type="checkbox"/>	<input type="checkbox"/>	07/01/2019	11/30/2019
12	Provide other technical support for the development of the 2020 RTP/SCS	Consultant	<input type="checkbox"/>	<input checked="" type="checkbox"/>	<input type="checkbox"/>	07/01/2019	06/30/2020

Product No	Product Description	Completion Date
1	Meeting agendas and minutes from the Transportation Committee and other technical committees and from public outreach.	06/30/2020
2	Technical issue papers, memorandums, presentations, and/or reports.	06/30/2020
3	Draft and Final 2020 RTP/SCS	06/30/2020

**WORK ELEMENT: 010 - SYSTEM PLANNING**

**TASK: 20-010.0170.08**

**TASK BUDGET: \$117,635**

**TASK NAME: TRANSPORTATION SAFETY AND SECURITY**

Carryover  Ongoing  **PROJECT MANAGER: NARESH AMATYA**

**PREVIOUS ACCOMPLISHMENTS**

Established Safety Targets in coordination with Caltrans for Calendar Year 2019 per MAP-21 requirements.

**OBJECTIVES**

Integrate safety and security into the 2020 RTP/SCS to improve the safety and security of the transportation system for all transportation system users. Evaluate existing safety and security conditions and policies. Guide development of regional safety and security targets, policies, and strategies for the 2020 RTP/SCS. Per MAP-21 requirements, establish Calendar Year 2019 regional safety targets, in coordination with Caltrans.

**STEPS AND PRODUCTS**

Step No	Step Description	Work Type	P	T	O	Start Date	End Date
1	Integrate safety and security into transportation planning by coordinating with other agencies and jurisdictions to evaluate and develop regional transportation safety and security targets and policies	Staff	<input type="checkbox"/>	<input checked="" type="checkbox"/>	<input type="checkbox"/>	07/01/2019	06/30/2020

Product No	Product Description	Completion Date
1	Calendar year 2020 safety target documentation	02/28/2020
2	Safety and Security Chapter of 2020 RTP/SCS	04/30/2020

**PROJECT: CONGESTION MGMT./TRAVEL DEMAND MGMT.**

**DEPARTMENT NAME: 417 - TRANSIT/RAIL DEPT.**

**MANAGER: PHILIP LAW**

**TOTAL BUDGET: \$756,044**

**PROJECT DESCRIPTION**

Ensure that Congestion Management and Transportation Demand Management (TDM) strategies are part of the continuing Transportation Planning Process. Develop and refine measures to monitor and evaluate current and projected congestion. Identify strategies to manage congestion for inclusion in the RTP/SCS update. Continue to monitor and review County Congestion Management Programs for consistency with the RTP/SCS and State and Federal Requirements.



**WORK ELEMENT: 010 - SYSTEM PLANNING**

**PROJECT PRODUCT(S)**

Congestion Management and TDM strategies to be included in the RTP/SCS update.

**TASK: 20-010.1631.02**

**TASK BUDGET: \$420,473**

**TASK NAME: TRANSPORTATION DEMAND MANAGEMENT (TDM) PLANNING**

Carryover  Ongoing  **PROJECT MANAGER: THOMAS BELLINO**

**PREVIOUS ACCOMPLISHMENTS**

In FY 19, staff worked on developing transportation options to improve mobility in the region by identifying and evaluating strategies that promote alternatives to the single-occupant vehicle (SOV).

**OBJECTIVES**

Transportation Demand Management (TDM) is a key strategy for helping the region achieve its mobility, air quality, and sustainability goals. The objective of this task is to develop transportation options to improve mobility in the region by identifying and evaluating strategies that promote alternatives to the single-occupant vehicle (SOV). The TDM Toolbox is a cafeteria of TDM strategies, such as carpooling, vanpooling, parking cash-out, etc., designed to reduce overall vehicle-miles of travel (VMT). The TDM Toolbox can be found in the 2016 RTP/SCS Congestion Management Appendix.

**STEPS AND PRODUCTS**

Step No	Step Description	Work Type	P	T	O	Start Date	End Date
1	Continue updating and refining the TDM toolbox for inclusion in RTP/SCS.	Staff	<input type="checkbox"/>	<input type="checkbox"/>	<input type="checkbox"/>	07/01/2019	06/30/2020

Product No	Product Description	Completion Date
1	Updated TDM strategies for inclusion in RTP/SCS update.	06/30/2020

**TASK: 20-010.1631.04**

**TASK BUDGET: \$35,571**

**TASK NAME: CONGESTION MANAGEMENT PROCESS (CMP)**

Carryover  Ongoing  **PROJECT MANAGER: THOMAS BELLINO**

**PREVIOUS ACCOMPLISHMENTS**

Continued to monitor and review proposed SOV capacity enhancing projects in the FTIP for consistency with federal congestion management process requirements. Continued to monitor/review county Congestion Management Programs for consistency with adopted RTP/SCS and state and federal requirements.

**OBJECTIVES**

The objective of this task is to ensure congestion management is part of the continuing transportation planning process in accordance with California Government Code 65089 and the US Code of Federal Regulations,

**WORK ELEMENT: 010 - SYSTEM PLANNING**

23CFR450.320. Measures to monitor current congestion, evaluate projected congestion, and identify strategies to manage congestion will be incorporated into the RTP/SCS update.

**STEPS AND PRODUCTS**

Step No	Step Description	Work Type	P	T	O	Start Date	End Date
1	Monitor and review county Congestion Management Programs for consistency with state and federal requirements.	Staff	<input type="checkbox"/>	<input type="checkbox"/>	<input type="checkbox"/>	07/01/2019	06/30/2020
2	Monitor and review county submissions to Federal Transportation Improvement Program (FTIP) for consistency with USDOT requirements for Congestion Management Process (23 CFR 450.320).	Staff	<input type="checkbox"/>	<input type="checkbox"/>	<input type="checkbox"/>	07/01/2019	06/30/2020
3	Review and refine measures to monitor and evaluate current and projected congestion, and identify strategies to manage congestion for inclusion in RTP/SCS.	Staff	<input type="checkbox"/>	<input type="checkbox"/>	<input type="checkbox"/>	07/01/2019	06/30/2020

Product No	Product Description	Completion Date
1	County Congestion Management Program comment letters	06/30/2020
2	Technical reports, memoranda, and presentation materials documenting CMP activities conducted as part of the metropolitan transportation planning process.	06/30/2020

**TASK: 20-010.1631.05** **TASK BUDGET: \$50,000**

**TASK NAME: TDM STRATEGIC PLAN**

Carryover  Ongoing  **PROJECT MANAGER: STEPHEN FOX**

**PREVIOUS ACCOMPLISHMENTS**

In FY18-19, a consultant team was hired, and a survey, stakeholder review interviews, literature review, existing conditions and SWOT analysis were completed.

**OBJECTIVES**

Develop a long-range Transportation Demand Management (TDM) Strategic Plan to provide a framework for an objectives-driven, performance-based planning process that identifies and promotes strategies to increase the efficiency of the transportation system through alternative modes of travel. The Strategic Plan will help guide long-range TDM initiatives, define specific management strategies for the region's most congested corridors, and develop TDM-specific performance measures to assist with evaluating system-wide and project-level performance.

**STEPS AND PRODUCTS**

Step No	Step Description	Work Type	P	T	O	Start Date	End Date
1	Develop TDM Strategic Plan and Final Report.	Consultant	<input type="checkbox"/>	<input type="checkbox"/>	<input type="checkbox"/>	07/01/2019	09/30/2019

**WORK ELEMENT: 010 - SYSTEM PLANNING**

Product No	Product Description	Completion Date
1	TDM Strategic Plan and Final Report	09/30/2019

**TASK: 20-010.1631.06** TASK BUDGET: \$250,000

**TASK NAME: TDM STRATEGIC PLAN PHASE 2 - IMPLEMENTATION**

Carryover  Ongoing  PROJECT MANAGER: THOMAS BELLINO

**PREVIOUS ACCOMPLISHMENTS**

This is new task in FY20.

**OBJECTIVES**

Provide technical support to county and local agencies to implement TDM Strategic Plan recommendations .

TDM Strategic Plan (to be completed June 2019) will identify recommendations to support GHG/VMT reduction. This potentially includes enhanced regional coordination, development of standard TDM performance metrics, data collection methods and engagement with the private sector.

**STEPS AND PRODUCTS**

Step No	Step Description	Work Type	P	T	O	Start Date	End Date
1	Develop regional performance metrics and data collection methods to assess impacts of TDM strategies.	Staff/Consultant	<input type="checkbox"/>	<input type="checkbox"/>	<input type="checkbox"/>	07/01/2019	06/30/2020
2	Develop and promote best practices for public sector engagement with private providers of transportation to implement TDM.	Staff/Consultant	<input type="checkbox"/>	<input type="checkbox"/>	<input type="checkbox"/>	07/01/2019	06/30/2020
3	Develop and promote best practices for ongoing monitoring and enforcement of TDM.	Staff/Consultant	<input type="checkbox"/>	<input type="checkbox"/>	<input type="checkbox"/>	07/01/2019	06/30/2020

Product No	Product Description	Completion Date
1	Guidance document on performance metrics, data collection, and evaluation/documentation of TDM strategy effectiveness.	06/30/2020
2	Best Practices document on private sector engagement, TDM implementation monitoring and enforcement, etc.	06/30/2020

**PROJECT: SYSTEM MANAGEMENT AND PRESERVATION**

DEPARTMENT NAME: 412 - TRANSPORTATION PLANNING & PROGRAMMING DEPT

MANAGER: NARESH AMATYA TOTAL BUDGET: \$58,818



**WORK ELEMENT: 010 - SYSTEM PLANNING**

**PROJECT DESCRIPTION**

This project will continue ongoing efforts to incorporate performance-based regional transportation system management and monitoring as part of the 2020 RTP/SCS to help address the region's preservation needs. This project also aims to inform policies as part of the system preservation needs of the region for the 2020 RTP/SCS. Per MAP-21 requirements, establish regional targets for pavement and bridge condition in coordination with Caltrans.  
\*Previously labeled as "System Preservation"

**PROJECT PRODUCT(S)**

System management and preservation existing conditions analysis and target documentation.

**TASK: 20-010.2106.02** **TASK BUDGET: \$58,818**  
**TASK NAME: SYSTEM MANAGEMENT AND PRESERVATION**

Carryover  Ongoing  **PROJECT MANAGER: NARESH AMATYA**

**PREVIOUS ACCOMPLISHMENTS**

Established performance targets associated with calendar year 2018 per MAP-21 requirements.

**OBJECTIVES**

To address the region's preservation needs and identify strategies for the upcoming 2020 RTP/SCS.

\*Previously labeled as "System Preservation". The reason for name change was to incorporate MAP-21 Performance Measures as related to system management as part of the task.

**STEPS AND PRODUCTS**

Step No	Step Description	Work Type	P	T	O	Start Date	End Date
1	Develop System Management and Preservation report associated with 2020 RTP/SCS.	Staff	<input type="checkbox"/>	<input type="checkbox"/>	<input type="checkbox"/>	07/01/2019	06/30/2020

Product No	Product Description	Completion Date
1	System Management and Preservation chapter associated with the 2020 RTP/SCS.	06/30/2020

WORK ELEMENT: 015 - TRANSPORTATION FINANCE

DEPARTMENT: 413 - GOODS MOVEMENT & TRANSPORTATION FINANCE DEPT.

MANAGER: ANNIE NAM

TOTAL BUDGET: \$1,230,814

SUMMARY OF PROGRAM EXPENDITURES

<u>Category</u>	<u>SCAG</u>	<u>Consultant</u>	<u>Consultant TC</u>	<u>Non-Profits/IHL</u>	<u>Total</u>
01. Salary	151,547	0	0	0	151,547
02. Benefits	120,488	0	0	0	120,488
03. Temp Staff	0	0	0	0	0
04. Indirect Cost	339,218	0	0	0	339,218
05. Printing	2,500	0	0	0	2,500
06. Travel	7,500	0	0	0	7,500
07. Other	70,000	0	0	0	70,000
08. Consultant	0	0	0	0	0
09. Consultant TC	0	0	450,000	0	450,000
10. Non-Profits/IHL	0	0	0	0	0
11. In-Kind Commits	89,561	0	0	0	89,561
12. Cash/Local Other	0	0	0	0	0
<b>Total</b>	<b>\$780,814</b>	<b>\$0</b>	<b>\$450,000</b>	<b>\$0</b>	<b>\$1,230,814</b>
Toll Credits/Not an expenditure	0	0	51,615	0	51,615

**WORK ELEMENT: 015 - TRANSPORTATION FINANCE**

**SUMMARY OF PROGRAM REVENUES**

<u>Fund Source</u>	<u>SCAG</u>	<u>Consultant</u>	<u>Non-Profits/IHL</u>	<u>Consultant TC</u>	<u>Total</u>
01. FHWA PL	491,253	0	0	0	491,253
02. FHWA PL C/O	200,000	0	0	0	200,000
03. FTA 5303	0	0	0	450,000	450,000
04. FTA 5303 C/O	0	0	0	0	0
05. FTA 5304	0	0	0	0	0
06. FHWA SP&R	0	0	0	0	0
07. Federal Other	0	0	0	0	0
08. TDA	0	0	0	0	0
09. SB1 Adaptation	0	0	0	0	0
10. SB1 Competitive	0	0	0	0	0
11. SB1 Formula	0	0	0	0	0
12. State Other	0	0	0	0	0
13. In-Kind Commits	89,561	0	0	0	89,561
14. Cash/Local Other	0	0	0	0	0
<b>Total</b>	<b>\$780,814</b>	<b>\$0</b>	<b>\$0</b>	<b>\$450,000</b>	<b>\$1,230,814</b>
Toll Credits/Not a revenue	0	0	0	51,615	51,615

**PAST ACCOMPLISHMENTS**

Updates to the 2016 RTP/SCS financial plan including revisions to core economic assumptions for initiating development of 2020 RTP/SCS financial plan. Continued transportation funding research initiatives.

**OBJECTIVE**

This work program is critical to addressing some of SCAG's core activities—specifically, satisfying federal planning requirements on financial constraint; ensuring a reasonably available revenue forecast through the RTP/SCS planning horizon, and addressing system level operation and maintenance cost analyses along with capital cost evaluation of transportation investments. In FY 2019-20, this work program will continue development of the 2020 RTP/SCS financial plan.



**WORK ELEMENT:** 015 - TRANSPORTATION FINANCE

**PROJECT:** TRANSPORTATION FINANCE

**DEPARTMENT NAME:** 413 - GOODS MOVEMENT & TRANSPORTATION FINANCE DEPT.

**MANAGER:** ANNIE NAM

**TOTAL BUDGET:** \$1,230,814

**PROJECT DESCRIPTION**

Development of technical and policy work associated with the Regional Transportation Plan (RTP) Financial Plan. The work also focuses on innovative funding and financing strategies to ensure that SCAG explores all feasible funding opportunities for transportation infrastructure development and preservation.

**PROJECT PRODUCT(S)**

Various technical memoranda, issues papers, and/or reports associated with preparation of the financial component of the RTP.

**TASK:** 20-015.0159.01

**TASK BUDGET:** \$663,541

**TASK NAME:** RTP FINANCIAL PLANNING

Carryover  Ongoing  **PROJECT MANAGER:** ANNIE NAM

**PREVIOUS ACCOMPLISHMENTS**

Updates to the 2016 RTP/SCS financial plan and initiating development of 2020 RTP/SCS financial plan.

**OBJECTIVES**

Development of 2020 RTP/SCS financial plan and supporting elements. Facilitate work on efforts to evaluate alternative funding mechanisms. Collaborate with stakeholders on federal surface transportation re-authorization efforts related to technical input and analyses associated with transportation finance component.

**STEPS AND PRODUCTS**

Step No	Step Description	Work Type	P	T	O	Start Date	End Date
1	Prepare, manage, and coordinate with stakeholders, the financial component of the RTP/SCS.	Staff/Consultant	<input type="checkbox"/>	<input checked="" type="checkbox"/>	<input checked="" type="checkbox"/>	07/01/2019	06/30/2020
2	Monitor state and federal budgets as well as reauthorization efforts to assess implications on the RTP/SCS financial plan.	Staff	<input type="checkbox"/>	<input type="checkbox"/>	<input type="checkbox"/>	07/01/2019	06/30/2020
3	Develop/produce technical work and analysis of transportation funding/financing mechanisms.	Staff/Consultant	<input checked="" type="checkbox"/>	<input type="checkbox"/>	<input checked="" type="checkbox"/>	07/01/2019	06/30/2020

**WORK ELEMENT: 015 - TRANSPORTATION FINANCE**

Product No	Product Description	Completion Date
1	Technical issue papers, memorandums, and/or reports highlighting regional transportation finance concerns, including assessment of current financial system needs.	06/30/2020

**TASK: 20-015.0159.02** TASK BUDGET: \$223,385

**TASK NAME: TRANSPORTATION USER FEE - PLANNING GROUNDWORK PROJECT PHASE II**

Carryover  Ongoing  PROJECT MANAGER: ANNIE NAM

**PREVIOUS ACCOMPLISHMENTS**

Development of strategic action plan and demonstration framework for a transportation user fee.

**OBJECTIVES**

Research, development, and demonstration specific to Southern California context. Explore partnerships with automobile manufacturers and technology developers, and local/regional business leaders, including targeted marketing and research specific to the SCAG region. Continue development of strategic action plan and initial demonstration framework. Consider efforts outside the region for their application in the Southern California context.

**STEPS AND PRODUCTS**

Step No	Step Description	Work Type	P	T	O	Start Date	End Date
1	Provide project management, support, and administration.	Staff	<input type="checkbox"/>	<input type="checkbox"/>	<input type="checkbox"/>	07/01/2019	06/30/2020
2	Development of strategic action plan and demonstration framework for a transportation user fee.	Staff/Consultant	<input type="checkbox"/>	<input type="checkbox"/>	<input checked="" type="checkbox"/>	07/01/2019	06/30/2020

Product No	Product Description	Completion Date
1	Technical issue papers, memorandums and/or reports on transportation user fees.	06/30/2020

**TASK: 20-015.0159.04** TASK BUDGET: \$343,888

**TASK NAME: VALUE PRICING PROJECT MANAGEMENT ASSISTANCE**

Carryover  Ongoing  PROJECT MANAGER: ANNIE NAM

**PREVIOUS ACCOMPLISHMENTS**

Project management assistance with implementing 2016 RTP/SCS, technical groundwork for development of 2020 RTP/SCS, and value pricing projects.

**OBJECTIVES**

Development of critical milestones and documentation of the region's progress in implementing the 2016 RTP/SCS. Identification of potential challenges with implementing key value pricing initiatives, new opportunity areas, recommended action steps, and implications for the 2020 RTP/SCS. Development of technical groundwork for 2020

**WORK ELEMENT: 015 - TRANSPORTATION FINANCE**

RTP/SCS. Assistance to facilitate project management and technical coordination of multiple activities underway for the region's value pricing projects, as identified in the 2016 RTP/SCS. Some key activities include modeling analyses of various pricing scenarios; financial assessment; and evaluation of travel sheds to better inform strategy development under consideration for the RTP/SCS update.

**STEPS AND PRODUCTS**

Step No	Step Description	Work Type	P	T	O	Start Date	End Date
1	Provide documentation of critical milestones and progress in implementing 2016 RTP/SCS, including value pricing strategies. Examples of critical milestones include updates to regional express lanes concept of operations since the adoption of the 2016 RTP/SCS and progress in advancing key segments of regional express lanes system and modifications to network as needed for updating the 2016 RTP/SCS.	Staff/Consultant	<input type="checkbox"/>	<input type="checkbox"/>	<input type="checkbox"/>	07/01/2019	06/30/2020
2	Develop technical groundwork for 2020 RTP/SCS, including the development of value pricing performance measures, technology, and integration with statewide and national efforts.	Staff/Consultant	<input type="checkbox"/>	<input type="checkbox"/>	<input type="checkbox"/>	07/01/2019	06/30/2020
3	Provide technical assistance with region's value pricing projects as identified in the 2016 RTP/SCS. Examples include technical issue papers regarding modeling of pricing scenarios, documentation of financial model refinements/updates, etc.	Staff/Consultant	<input type="checkbox"/>	<input type="checkbox"/>	<input type="checkbox"/>	07/01/2019	06/30/2020

Product No	Product Description	Completion Date
1	Technical issue papers, memorandums, and/or reports on 2016 RTP/SCS implementation, groundwork for the development of the 2020 RTP/SCS, and value pricing projects as identified in 2016 RTP/SCS.	06/30/2020



Caltrans Report  
FY 2019 - 2020 OWP

WORK ELEMENT: 020 - ENVIRONMENTAL PLANNING

DEPARTMENT: 428 - COMPLIANCE & PERFORMANCE MONITORING DEPT.

MANAGER: PING CHANG

TOTAL BUDGET: \$1,770,756

SUMMARY OF PROGRAM EXPENDITURES

<u>Category</u>	<u>SCAG</u>	<u>Consultant</u>	<u>Consultant TC</u>	<u>Non-Profits/IHL</u>	<u>Total</u>
01. Salary	203,913	0	0	0	203,913
02. Benefits	162,121	0	0	0	162,121
03. Temp Staff	0	0	0	0	0
04. Indirect Cost	456,435	0	0	0	456,435
05. Printing	2,000	0	0	0	2,000
06. Travel	3,000	0	0	0	3,000
07. Other	209,000	0	0	0	209,000
08. Consultant	0	0	0	0	0
09. Consultant TC	0	0	600,000	0	600,000
10. Non-Profits/IHL	0	0	0	0	0
11. In-Kind Commits	134,287	0	0	0	134,287
12. Cash/Local Other	0	0	0	0	0
<b>Total</b>	<b>\$1,170,756</b>	<b>\$0</b>	<b>\$600,000</b>	<b>\$0</b>	<b>\$1,770,756</b>
Toll Credits/Not an expenditure	0	0	68,820	0	68,820

**WORK ELEMENT: 020 - ENVIRONMENTAL PLANNING**

**SUMMARY OF PROGRAM REVENUES**

<u>Fund Source</u>	<u>SCAG</u>	<u>Consultant</u>	<u>Non-Profits/IHL</u>	<u>Consultant TC</u>	<u>Total</u>
01. FHWA PL	636,469	0	0	0	636,469
02. FHWA PL C/O	0	0	0	0	0
03. FTA 5303	0	0	0	600,000	600,000
04. FTA 5303 C/O	400,000	0	0	0	400,000
05. FTA 5304	0	0	0	0	0
06. FHWA SP&R	0	0	0	0	0
07. Federal Other	0	0	0	0	0
08. TDA	0	0	0	0	0
09. SB1 Adaptation	0	0	0	0	0
10. SB1 Competitive	0	0	0	0	0
11. SB1 Formula	0	0	0	0	0
12. State Other	0	0	0	0	0
13. In-Kind Commits	134,287	0	0	0	134,287
14. Cash/Local Other	0	0	0	0	0
<b>Total</b>	<b>\$1,170,756</b>	<b>\$0</b>	<b>\$0</b>	<b>\$600,000</b>	<b>\$1,770,756</b>
Toll Credits/Not a revenue	0	0	0	68,820	68,820

**PAST ACCOMPLISHMENTS**

SCAG completed and certified the Addendum No 3 for the 2016 RTP/SCS PEIR. SCAG also initiated the development for the Connect SoCal (2020 RTP/SCS PEIR) PEIR. A kick-off meeting occurred on 09/27/2018. The Notice of Preparation was released on 1/23/2019 for public review with scoping held on 2/13/19. Also completed the draft regulatory framework portion for the draft PEIR.

SCAG staff continued to review environmental documents submitted to SCAG, comment on regionally significant projects and prepare acknowledgement letters for federal grant applications. Staff also prepared six (6) Bi-monthly Inter-Governmental Review (IGR) Clearinghouse Reports and the Annual IGR Clearinghouse Report. And IGR staff, along with IT staff, developed and launched the IGR Mapping Tool for public use in September 2018.

Staff created the Environmental Justice Working Group in May 2018 and conducted four meetings in May, August, and November 2018 and January 2019. SCAG staff also conducted outreach for Connect SoCal's EJ technical analysis



**WORK ELEMENT: 020 - ENVIRONMENTAL PLANNING**

through small group meetings with EJ stakeholders.

**OBJECTIVE**

Prepare environmental documentation to ensure regulatory compliance with applicable federal and state laws. Review environmental plans, programs and projects of regional significance. Monitor changes in environmental compliance requirements such as OPR's update to the State California Environmental Quality Act (CEQA) Guidelines and recent case laws regarding CEQA litigation. The focus of FY 2019-20 will be developing the 2020 RTP/SCS Programmatic Environmental Impact Report (PEIR), pursuant to CEQA and to provide stakeholder support regarding CEQA implementation. SCAG will integrate its programs within the PEIR as mitigation measures in an effort to reduce region wide impacts. Under this program, SCAG will also develop and disseminate strategies related to Planning and Environment Linkages (PEL), utilizing resources from the U.S. Department of Transportation (DOT) and Federal Highway Administration (FHWA). On environmental justice, SCAG staff will also monitor potential changes to EJ requirements and related policies (i.e. SB1000, AB617), provide support services to member agencies, as needed, to ensure regulatory compliance, and provide on-going outreach opportunities with local jurisdictions and EJ stakeholders to discuss and collect input on environmental justice issues relevant to the region by means of the Environmental Justice Working Group. And SCAG staff will use these outreach opportunities to monitor implementation of EJ policies and assist local jurisdictions that may benefit from SCAG's wide range of EJ analysis and data.

**PROJECT: ENVIRONMENTAL COMPLIANCE**

**DEPARTMENT NAME: 428 - COMPLIANCE & PERFORMANCE MONITORING DEPT.**

**MANAGER: PING CHANG**

**TOTAL BUDGET: \$1,770,756**

**PROJECT DESCRIPTION**

Pursuant to the State CEQA guidelines, prepare and complete the Programmatic Environmental Impact Report (PEIR) for the 2020 Regional Transportation Plan/Sustainable Communities Strategy (RTP/SCS), and provide other CEQA related services as required.

Intergovernmental review of Environmental documents for plans and programs of Regional significance.

**PROJECT PRODUCT(S)**

- Draft PEIR and technical appendices
- Final PEIR, technical appendices and MMRP
- On going CEQA services for local jurisdictions and stakeholders.
- Bi-monthly IGR clearinghouse reports;
- Annual clearinghouse report.

**TASK: 20-020.0161.04**

**TASK BUDGET: \$1,479,935**

**TASK NAME: ENVIRONMENTAL COMPLIANCE, COORDINATION & OUTREACH**

Carryover  Ongoing  **PROJECT MANAGER: ROLAND OK**

**WORK ELEMENT: 020 - ENVIRONMENTAL PLANNING**

**PREVIOUS ACCOMPLISHMENTS**

1. Kick-Off Meeting occurred on September 27, 2018.
2. Template for Draft PEIR was developed from December 2018 to February 2019.
3. NOP for the 2020 RTP/SCS PEIR was released on January, 23 2019.
4. Scoping Meetings occurred on February 13, 2019.
5. Public outreach meetings occurred from February, 2019 to May, 2019.
6. Draft PEIR and technical appendices are in progress, anticipated public release is scheduled for Fall 2019.

**OBJECTIVES**

CEQA and its implementing regulations require SCAG as the Lead Agency to prepare an EIR for any discretionary government action, including programs and plans that may cause significant environmental effects. Under this task SCAG will prepare the 2020 RTP/SCS PEIR in accordance with CEQA and will also meet the requirements of the federal transportation authorizations (MAP-21 and FAST Act), and the Federal and California Clean Air Act. The 2020 RTP/SCS PEIR will be a program-level document that will analyze the cumulative effects of proposed actions, as well as transportation improvements and land use developments addressed in the 2020 RTP/SCS. Further, the RTP/SCS EIR will identify strategies to avoid or mitigate those environmental impacts where warranted. It will also provide the basis for further project-level CEQA (and possibly NEPA) compliance for implementation of future projects.

Under this task, SCAG will provide on-going CEQA services (i.e., hosting workshops and responding to OPR's updates) to stakeholders and local jurisdictions and provide potential environmental documentation services for programs within the agency (if needed).

**STEPS AND PRODUCTS**

Step No	Step Description	Work Type	P	T	O	Start Date	End Date
1	Conduct and complete Draft PEIR and technical appendices.	Staff/Consultant	<input checked="" type="checkbox"/>	<input checked="" type="checkbox"/>	<input checked="" type="checkbox"/>	07/01/2019	12/31/2019
2	Present Draft PEIR to the regional council and policy committees, release Draft PEIR for public review and respond to comments	Staff/Consultant	<input checked="" type="checkbox"/>	<input checked="" type="checkbox"/>	<input type="checkbox"/>	07/01/2019	06/30/2020
3	Conduct and complete Final PEIR and technical appendices	Staff/Consultant	<input checked="" type="checkbox"/>	<input checked="" type="checkbox"/>	<input checked="" type="checkbox"/>	07/01/2019	06/30/2020
4	Present to RC and policy committees for certification, file document at county clerk offices and OPR.	Staff/Consultant	<input checked="" type="checkbox"/>	<input checked="" type="checkbox"/>	<input checked="" type="checkbox"/>	07/01/2019	06/30/2020
5	Provide CEQA guidance and continue program to serve local jurisdictions and stakeholders	Staff	<input checked="" type="checkbox"/>	<input checked="" type="checkbox"/>	<input checked="" type="checkbox"/>	07/01/2019	06/30/2020

**WORK ELEMENT: 020 - ENVIRONMENTAL PLANNING**

Product No	Product Description	Completion Date
1	Draft PEIR and technical appendices for the 2020 RTP/SCS	06/30/2020
2	Final PEIR, technical appendices and MMRP for the 2020 RTP/SCS.	06/30/2020
3	CEQA services required by SCAG (workshops, response to comments, programs)	06/30/2020
4	Filing requirements pursuant to CEQA guidelines (NOA/NOC/NOD)	06/30/2020
5	Environmental documentation and studies related to regulatory compliance as necessary	06/30/2020

**TASK: 20-020.0161.05**

**TASK BUDGET: \$132,992**

**TASK NAME: INTERGOVERNMENTAL REVIEW (IGR)**

Carryover  Ongoing  PROJECT MANAGER: ANITA AU

**PREVIOUS ACCOMPLISHMENTS**

FY 2018-2019 SCAG staff continued to review environmental documents submitted to SCAG, comment on regionally significant projects and prepare acknowledgement letters for federal grant applications. Staff also prepared six (6) Bi-monthly Inter-Governmental Review (IGR) Clearinghouse Reports and the Annual IGR Clearinghouse Report.

**OBJECTIVES**

To provide grant acknowledgements and review environmental documents for regionally significant projects, plans, and programs for consistency with the goals and policies of the RTP/SCS. To include internal coordination to integrate performance monitoring in the review of environmental documents.

**STEPS AND PRODUCTS**

Step No	Step Description	Work Type	P	T	O	Start Date	End Date
1	Review grants, plans, programs, and projects subject to the Intergovernmental Review for consistency with RTP/SCS goals and policies.	Staff	<input type="checkbox"/>	<input type="checkbox"/>	<input type="checkbox"/>	07/01/2019	06/30/2020
2	Prepare federal grant acknowledgement letters and RTP/SCS consistency letters for projects of regional significance.	Staff	<input type="checkbox"/>	<input type="checkbox"/>	<input type="checkbox"/>	07/01/2019	06/30/2020
3	Prepare bi-monthly IGR Clearinghouse reports to facilitate interagency consultation and public participation regarding federal grants and regionally significant projects that may impact the RTP/SCS.	Staff	<input type="checkbox"/>	<input type="checkbox"/>	<input type="checkbox"/>	07/01/2019	06/30/2020
4	Prepare annual IGR Clearinghouse report that summarizes yearly Clearinghouse activities.	Staff	<input type="checkbox"/>	<input type="checkbox"/>	<input type="checkbox"/>	07/01/2019	06/30/2020

Product No	Product Description	Completion Date
1	Bi-monthly IGR clearinghouse reports	06/30/2020
2	Annual clearinghouse report	06/30/2020

**WORK ELEMENT: 020 - ENVIRONMENTAL PLANNING**

TASK: 20-020.0161.06

TASK BUDGET: \$157,829

TASK NAME: **ENVIRONMENTAL JUSTICE OUTREACH AND POLICY COORDINATION**

Carryover  Ongoing  PROJECT MANAGER: ANITAAU

**PREVIOUS ACCOMPLISHMENTS**

Created the Environmental Justice Working Group in May 2018 and conducted three meetings in May, August, and November 2018 to date.

**OBJECTIVES**

In efforts to create an on-going Environmental Justice Program, SCAG staff will monitor potential changes to environmental justice requirements and policies (i.e. SB1000, AB617), provide support services to member agencies, as needed, to ensure regulatory compliance, and provide on-going outreach opportunities with local jurisdictions and EJ stakeholders to discuss and collect input on environmental justice issues relevant to the region by means of the Environmental Justice Working Group. SCAG staff will also use these outreach opportunities to monitor implementation of EJ policies and assist local jurisdictions that may benefit from SCAG's wide range of EJ analysis and data.

**STEPS AND PRODUCTS**

Step No	Step Description	Work Type	P	T	O	Start Date	End Date
1	Conduct outreach for environmental justice analysis for Connect SoCal (2020 RTP/SCS)	Staff/Consultant	<input type="checkbox"/>	<input type="checkbox"/>	<input type="checkbox"/>	07/01/2019	06/30/2020
2	Monitor for potential changes to environmental justice requirements and policies. Work with stakeholders on environmental justice concerns as they relate to transportation planning as needed	Staff	<input type="checkbox"/>	<input type="checkbox"/>	<input type="checkbox"/>	07/01/2019	06/30/2020
3	Monitor and assess regional environmental justice issues in collaboration with other local, regional, and statewide planning partners and stakeholders	Staff	<input type="checkbox"/>	<input type="checkbox"/>	<input type="checkbox"/>	07/01/2019	06/30/2020
4	Continue to coordinate with local jurisdictions and EJ stakeholders through the Environmental Justice Working Group to discuss and collect input on environmental justice issues in the region	Staff	<input type="checkbox"/>	<input type="checkbox"/>	<input type="checkbox"/>	07/01/2019	06/30/2020

Product No	Product Description	Completion Date
1	Environmental justice technical analysis report (as part of Connect SoCal (2020 RTP/SCS))	06/30/2020
2	Environmental Justice Working Group development and outreach documentation (meeting summaries, meeting materials, etc.)	06/30/2020



Caltrans Report  
FY 2019 - 2020 OWP

WORK ELEMENT: 025 - AIR QUALITY AND CONFORMITY

DEPARTMENT: 428 - COMPLIANCE & PERFORMANCE MONITORING DEPT.

MANAGER: PING CHANG

TOTAL BUDGET: \$595,305

SUMMARY OF PROGRAM EXPENDITURES

<u>Category</u>	<u>SCAG</u>	<u>Consultant</u>	<u>Consultant TC</u>	<u>Non-Profits/IHL</u>	<u>Total</u>
01. Salary	128,681	0	0	0	128,681
02. Benefits	102,307	0	0	0	102,307
03. Temp Staff	0	0	0	0	0
04. Indirect Cost	288,035	0	0	0	288,035
05. Printing	0	0	0	0	0
06. Travel	8,000	0	0	0	8,000
07. Other	0	0	0	0	0
08. Consultant	0	0	0	0	0
09. Consultant TC	0	0	0	0	0
10. Non-Profits/IHL	0	0	0	0	0
11. In-Kind Commits	68,282	0	0	0	68,282
12. Cash/Local Other	0	0	0	0	0
<b>Total</b>	<b>\$595,305</b>	<b>\$0</b>	<b>\$0</b>	<b>\$0</b>	<b>\$595,305</b>
Toll Credits/Not an expenditure	0	0	0	0	0

**WORK ELEMENT: 025 - AIR QUALITY AND CONFORMITY**

**SUMMARY OF PROGRAM REVENUES**

<u>Fund Source</u>	<u>SCAG</u>	<u>Consultant</u>	<u>Non-Profits/IHL</u>	<u>Consultant TC</u>	<u>Total</u>
01. FHWA PL	327,023	0	0	0	327,023
02. FHWA PL C/O	200,000	0	0	0	200,000
03. FTA 5303	0	0	0	0	0
04. FTA 5303 C/O	0	0	0	0	0
05. FTA 5304	0	0	0	0	0
06. FHWA SP&R	0	0	0	0	0
07. Federal Other	0	0	0	0	0
08. TDA	0	0	0	0	0
09. SB1 Adaptation	0	0	0	0	0
10. SB1 Competitive	0	0	0	0	0
11. SB1 Formula	0	0	0	0	0
12. State Other	0	0	0	0	0
13. In-Kind Commits	68,282	0	0	0	68,282
14. Cash/Local Other	0	0	0	0	0
<b>Total</b>	<b>\$595,305</b>	<b>\$0</b>	<b>\$0</b>	<b>\$0</b>	<b>\$595,305</b>
Toll Credits/Not a revenue	0	0	0	0	0

**PAST ACCOMPLISHMENTS**

SCAG adopted and received federal transportation conformity determinations for 2016 RTP/SCS Amendment #3, 2019 FTIP, and 2019 FTIP Amendments. SCAG also adopted transportation conformity re-determination for 2016 RTP/SCS and 2019 FTIP under 2015 federal 8-hour ozone standards. SCAG received U.S. EPA and ARB concurrence on one formal TCM substitution by Orange County Transportation Authority (OCTA). In addition, SCAG prepared and submitted Connect SoCal (2020-2045 RTP/SCS) Technical Methodology to ARB. Staff reviewed, approved, and uploaded to federal CMAQ tracking system annual CMAQ project obligation reports from six CTCs. Staff facilitated interagency consultation on regional and project-level transportation conformity through TCWG.



**WORK ELEMENT: 025 - AIR QUALITY AND CONFORMITY**

**OBJECTIVE**

Oversee and/or perform regional transportation conformity and GHG emission analyses. Ensure that the RTP/SCS, FTIP and their amendments meet federal transportation conformity requirements and state SB 375 regional GHG emission reduction targets. Oversee and/or provide support for SCAG air quality planning, analysis, documentation and policy implementation. This includes collaboration with the California Air Resources Board (ARB) and local air districts in the SCAG region in developing air quality management plans/state implementation plans (AQMPs/SIPs), including new transportation conformity emission budgets to meet federal transportation conformity requirements. Facilitate federally required interagency consultation via SCAG's Transportation Conformity Working Group (TCWG), including the processing and acting as clearinghouse for the particulate matter (PM) hot spot analysis for transportation projects within the region. Continue the process to ensure the timely implementation of transportation control measures (TCMs). Continue to track and participate in relevant air quality rulemaking. Collaborate with six County Transportation Commissions in the SCAG region to compile, review, and upload federally required information for projects funded by the Congestion Mitigation and Air Quality Improvement Program (CMAQ).

**PROJECT: AIR QUALITY PLANNING AND CONFORMITY**

**DEPARTMENT NAME:** 428 - COMPLIANCE & PERFORMANCE MONITORING DEPT.  
**MANAGER:** PING CHANG **TOTAL BUDGET:** \$595,305

**PROJECT DESCRIPTION**

Oversee and provide support for regional transportation conformity determination and related air quality planning, analysis, documentation and policy implementation in SCAG region. This includes collaboration with California Air Resources Board and local air districts in SCAG region in developing air quality management plans/state implementation plans including new emissions budgets to meet federal transportation conformity requirements. Facilitate federally required inter-agency consultation via SCAG's Transportation Conformity Working Group, including processing, and acting as Clearinghouse for particulate matter (PM) hot spot analyses for transportation projects within SCAG region. Ensure timely implementation of transportation control measures (TCMs). Track and participate in relevant air quality rule-making. Fulfill federally required annual CMAQ reporting requirements.

**PROJECT PRODUCT(S)**

1. Conformity Analysis/Determinations/Reports as needed for RTP/FTIP and amendments.
2. Air Quality Analysis as needed, such as for: RTP/SCS scenarios, PEIR, and TCM substitution.
3. CMAQ reporting documentation.
4. Transportation Conformity Working Group meeting documentation. Including maintaining on-line Particulate Matter (PM) Hot Spot review/determination Clearinghouse.

**TASK:** 20-025.0164.01 **TASK BUDGET:** \$595,305  
**TASK NAME:** AIR QUALITY PLANNING AND CONFORMITY

Carryover  Ongoing  **PROJECT MANAGER:** RONGSHENG LUO

**PREVIOUS ACCOMPLISHMENTS**

In FY 2018-2019, SCAG adopted and received federal transportation conformity determinations for 2016 RTP/SCS Amendment #3, 2019 FTIP, and 2019 FTIP Amendments. SCAG also adopted transportation conformity re-determination for 2016 RTP/SCS and 2019 FTIP under 2015 federal 8-hour ozone standards. SCAG received U.S.

**WORK ELEMENT: 025 - AIR QUALITY AND CONFORMITY**

EPA and ARB concurrence on one formal TCM substitution by Orange County Transportation Authority (OCTA). In addition, SCAG prepared and submitted Connect SoCal (2020-2045 RTP/SCS) Technical Methodology to ARB. Staff reviewed, approved, and uploaded to federal CMAQ tracking system annual CMAQ project obligation reports from six CTCs. Staff facilitated interagency consultation on regional and project-level transportation conformity through TCWG.

**OBJECTIVES**

Conduct regional transportation conformity analysis and related air quality planning, analysis, documentation and policy implementation to help improve air quality throughout SCAG region and ensure RTP/SCS, FTIP and their amendments comply with federal transportation conformity regulations and any other applicable federal and state requirements.

Facilitate inter-agency consultation and staff Transportation Conformity Working Group (TCWG) including processing and acting as clearinghouse for particulate matter (PM) hot spot analyses for transportation projects within SCAG region.

Update and ensure timely implementation of transportation control measures (TCMs).

Track and report on relevant air quality rule makings, policies and issues.

Fulfill federally required annual Congestion Mitigation and Air Quality (CMAQ) Program reporting requirements.

**STEPS AND PRODUCTS**

Step No	Step Description	Work Type	P	T	O	Start Date	End Date
1	Prepare regional transportation conformity analyses and findings for RTP/FTIP updates or amendments including the regional emissions analysis and the TCM timely implementation report.	Staff	<input type="checkbox"/>	<input checked="" type="checkbox"/>	<input type="checkbox"/>	07/01/2019	06/30/2020
2	Provide staff support to the Transportation Conformity Working Group (TCWG) and facilitate interagency consultation on regional and project-level transportation conformity analyses/issues.	Staff	<input type="checkbox"/>	<input type="checkbox"/>	<input type="checkbox"/>	07/01/2019	06/30/2020
3	Compile, review, approve, and upload annual reports of CMAQ funded projects from six County Transportation Commissions in the SCAG region.	Staff	<input type="checkbox"/>	<input type="checkbox"/>	<input type="checkbox"/>	09/01/2019	04/30/2020
4	Present significant air quality and transportation conformity related issues/rule-making/policies/programs to Regional Council, policy committees and task forces.	Staff	<input type="checkbox"/>	<input checked="" type="checkbox"/>	<input type="checkbox"/>	07/01/2019	06/30/2020
5	Participate in technical and policy committees/working groups and discussions on air quality, air plan development and implementation.	Staff	<input type="checkbox"/>	<input checked="" type="checkbox"/>	<input type="checkbox"/>	07/01/2019	06/30/2020
6	Perform transportation conformity related air quality analyses as needed, e.g., TCM substitution analysis, evaluation of new transportation conformity budgets or new emission factor model, and ad-hoc white paper.	Staff	<input type="checkbox"/>	<input type="checkbox"/>	<input type="checkbox"/>	07/01/2019	06/30/2020





# Caltrans Report

## FY 2019 - 2020 OWP

### WORK ELEMENT: 025 - AIR QUALITY AND CONFORMITY

Product No	Product Description	Completion Date
1	Transportation conformity analyses, reports, and determinations as necessary for RTP/SCS, FTIP and their amendments.	06/30/2020
2	TCWG meeting documentation, including maintaining PM hot spot review/determination clearinghouse.	06/30/2020
3	Air quality planning analyses and reports as necessary for RTP/SCS, FTIP and/or AQMP/SIP.	06/30/2020
4	CMAQ funded project reporting documentation.	06/30/2020



Caltrans Report  
FY 2019 - 2020 OWP

**WORK ELEMENT: 030 - FEDERAL TRANSPORTATION IMPROVEMENT PROGRAM (FTIP)**

**DEPARTMENT: 412 - TRANSPORTATION PLANNING & PROGRAMMING DEPT**

**MANAGER: PABLO GUTIERREZ** **TOTAL BUDGET: \$2,835,385**

**SUMMARY OF PROGRAM EXPENDITURES**

<u>Category</u>	<u>SCAG</u>	<u>Consultant</u>	<u>Consultant TC</u>	<u>Non-Profits/IHL</u>	<u>Total</u>
01. Salary	618,622	0	0	0	618,622
02. Benefits	491,834	0	0	0	491,834
03. Temp Staff	0	0	0	0	0
04. Indirect Cost	1,384,710	0	0	0	1,384,710
05. Printing	0	0	0	0	0
06. Travel	15,000	0	0	0	15,000
07. Other	0	0	0	0	0
08. Consultant	0	0	0	0	0
09. Consultant TC	0	0	0	0	0
10. Non-Profits/IHL	0	0	0	0	0
11. In-Kind Commits	325,219	0	0	0	325,219
12. Cash/Local Other	0	0	0	0	0
<b>Total</b>	<b>\$2,835,385</b>	<b>\$0</b>	<b>\$0</b>	<b>\$0</b>	<b>\$2,835,385</b>
Toll Credits/Not an expenditure	0	0	0	0	0

**WORK ELEMENT: 030 - FEDERAL TRANSPORTATION IMPROVEMENT PROGRAM (FTIP)**

**SUMMARY OF PROGRAM REVENUES**

<u>Fund Source</u>	<u>SCAG</u>	<u>Consultant</u>	<u>Non-Profits/IHL</u>	<u>Consultant TC</u>	<u>Total</u>
01. FHWA PL	1,110,166	0	0	0	1,110,166
02. FHWA PL C/O	0	0	0	0	0
03. FTA 5303	0	0	0	0	0
04. FTA 5303 C/O	1,400,000	0	0	0	1,400,000
05. FTA 5304	0	0	0	0	0
06. FHWA SP&R	0	0	0	0	0
07. Federal Other	0	0	0	0	0
08. TDA	0	0	0	0	0
09. SB1 Adaptation	0	0	0	0	0
10. SB1 Competitive	0	0	0	0	0
11. SB1 Formula	0	0	0	0	0
12. State Other	0	0	0	0	0
13. In-Kind Commits	325,219	0	0	0	325,219
14. Cash/Local Other	0	0	0	0	0
<b>Total</b>	<b>\$2,835,385</b>	<b>\$0</b>	<b>\$0</b>	<b>\$0</b>	<b>\$2,835,385</b>
Toll Credits/Not a revenue	0	0	0	0	0

**PAST ACCOMPLISHMENTS**

The Federal Transportation Improvement Program (FTIP) is amended on an on-going basis as necessary to allow projects to move forward toward implementation. During FY 2018/19, the 2017 FTIP was updated with 1 Amendment and 4 Administrative Modifications. The 2019 FTIP was adopted by the SCAG Regional Council Committee on September 6, 2018 and was approved by the federal agencies on their letter dated December 17, 2018. During the remainder of FY 2018/19, the 2019 FTIP was updated with 3 Amendments and 3 Administrative Modifications. SCAG, working closely with the federal and state funding agencies and its regional partners, successfully received approval for these FTIP Amendments and Administrative Modifications. The FTIP Database continues to be upgraded to address the region's needs in development of the county and regional TIP and associated amendments .



**WORK ELEMENT: 030 - FEDERAL TRANSPORTATION IMPROVEMENT PROGRAM (FTIP)**

**OBJECTIVE**

The Federal Transportation Improvement Program (FTIP) is a multimodal list of capital improvement projects programmed over a six-year period. The FTIP is the program that implements the RTP. The currently approved FTIP is the 2019 FTIP and was federally approved and found to conform on December 17, 2019. The program contains approximately \$34.6 billion worth of projects beginning FY 2018-19 to FY 2023-24. The FTIP must include all federally funded transportation projects in the region, as well as all regionally significant transportation projects and projects for which approval from a federal agency is required regardless of funding source. The FTIP is developed to incrementally implement the programs and projects in the Regional Transportation Plan/Sustainable Communities Strategy (RTP/SCS) in accordance with federal and state requirements. The FTIP is amended on an on-going basis, as necessary, thereby allowing projects consistent with the RTP/SCS to move forward toward implementation.

**PROJECT: FEDERAL TRANSPORTATION IMPROVEMENT PROGRAM**

**DEPARTMENT NAME: 412 - TRANSPORTATION PLANNING & PROGRAMMING DEPT**  
**MANAGER: NARESH AMATYA** **TOTAL BUDGET: \$2,835,385**

**PROJECT DESCRIPTION**

The Federal Transportation Improvement Program (FTIP) is a multimodal list of capital improvement projects programmed over a six-year period. The 2019 FTIP is the current federally approved FTIP and was found to conform on December 17, 2018. The program contains approximately \$34.6 billion worth of projects in FY 2018/2019 - 2023/2024.

The FTIP must include all federally funded transportation projects in the region, as well as all regionally significant transportation projects for which approval from federal agencies is required regardless of the funding source. The FTIP is developed to incrementally implement the programs and projects in the Regional Transportation Plan.

The FTIP is amended on an on-going basis—as necessary. Thereby supporting projects consistent with the Regional Transportation Plan to move forward toward implementation.

**PROJECT PRODUCT(S)**

- Final 2019 FTIP comprised of 3 volumes (Executive Summary, Project Listing and Technical Appendix)
- 2017 FTIP Amendments and Administrative Modifications
- 2019 FTIP Amendments and Administrative Modifications

**TASK: 20-030.0146.02** **TASK BUDGET: \$2,835,385**  
**TASK NAME: FEDERAL TRANSPORTATION IMPROVEMENT PROGRAM**

Carryover  Ongoing  **PROJECT MANAGER: PABLO GUTIERREZ**

**PREVIOUS ACCOMPLISHMENTS**

The Federal Transportation Improvement Program (FTIP) is amended on an on-going basis as necessary to allow projects to move forward toward implementation. During FY 2018/19, the 2017 FTIP was updated with 1 Amendment and 4 Administrative Modifications. The 2019 FTIP was adopted by the SCAG Regional Council Committee on September 6, 2018 and was approved by the federal agencies on their letter dated December 17, 2018. During the remainder of FY 2018/19, the 2019 FTIP was updated with 3 Amendments and 3 Administrative

**WORK ELEMENT: 030 - FEDERAL TRANSPORTATION IMPROVEMENT PROGRAM (FTIP)**

Modifications. SCAG, working closely with the federal and state funding agencies and its regional partners, successfully received approval for these FTIP Amendments and Administrative Modifications. The FTIP Database continues to be upgraded to address the region's needs in development of the county and regional TIP and associated amendments.

**OBJECTIVES**

To keep funds flowing in the SCAG Region so that projects may be implemented consistent with SCAG's approved 2016-2040 Regional Transportation Plan/Sustainable Communities Strategy (2016-2040 RTP/SCS).

**STEPS AND PRODUCTS**

Step No	Step Description	Work Type	P	T	O	Start Date	End Date
1	Analyze and approve 2019 FTIP Amendments and Administrative Modifications and transmit them to the state and federal agencies for approval.	Staff	<input type="checkbox"/>	<input type="checkbox"/>	<input type="checkbox"/>	07/01/2019	06/30/2020
2	Finalize 2021 FTIP Guidelines and obtain SCAG Board Approval.	Staff	<input type="checkbox"/>	<input checked="" type="checkbox"/>	<input type="checkbox"/>	07/01/2019	10/31/2019
3	Provide grant administration of the Federal Transit Administration Section 5307 Program for the 6 Urbanized Areas where SCAG is the designated recipient, including MPO Concurrence of all FTA grants in the SCAG Region.	Staff	<input type="checkbox"/>	<input checked="" type="checkbox"/>	<input type="checkbox"/>	07/01/2019	06/30/2020
4	Conduct interagency consultation process as required by State statute AB1246 and the Federal Metropolitan Planning Regulations (23 U.S.C (h) and Federal Transportation conformity rule (Section 93105 of 40 C.F.R. Part 51 and 93).	Staff	<input type="checkbox"/>	<input type="checkbox"/>	<input type="checkbox"/>	07/01/2019	06/30/2020
5	Assist in the continued coordination and implementation of the FTIP Database with the information technologies staff to improve its efficiency.	Staff	<input type="checkbox"/>	<input type="checkbox"/>	<input type="checkbox"/>	07/01/2019	06/30/2020
6	Represent SCAG at monthly statewide meetings such as Regional Transportation Planning Agencies; California Transportation Commission; and California Federal Programming Group meetings which deal with transportation programming and planning.	Staff	<input type="checkbox"/>	<input checked="" type="checkbox"/>	<input type="checkbox"/>	07/01/2019	06/30/2020
7	Conduct transportation conformity analysis of the 2021 FTIP for expected adoption in September 2020.	Staff	<input type="checkbox"/>	<input type="checkbox"/>	<input type="checkbox"/>	01/02/2020	06/30/2020

Product No	Product Description	Completion Date
1	2019 FTIP Amendments and Administrative Modifications	06/30/2020
2	Final 2021 FTIP Guidelines	10/31/2019



Caltrans Report  
FY 2019 - 2020 OWP

**WORK ELEMENT: 045 - GEOGRAPHIC INFORMATION SYSTEM (GIS)**

**DEPARTMENT: 210 - INFORMATION TECHNOLOGY DIV.**  
**MANAGER: FRANK WEN** **TOTAL BUDGET: \$3,682,655**

**SUMMARY OF PROGRAM EXPENDITURES**

<u>Category</u>	<u>SCAG</u>	<u>Consultant</u>	<u>Consultant TC</u>	<u>Non-Profits/IHL</u>	<u>Total</u>
01. Salary	603,298	0	0	0	603,298
02. Benefits	479,652	0	0	0	479,652
03. Temp Staff	0	0	0	0	0
04. Indirect Cost	1,350,404	0	0	0	1,350,404
05. Printing	0	0	0	0	0
06. Travel	22,000	0	0	0	22,000
07. Other	250,000	0	0	0	250,000
08. Consultant	0	0	0	0	0
09. Consultant TC	0	0	626,788	0	626,788
10. Non-Profits/IHL	0	0	0	0	0
11. In-Kind Commits	350,513	0	0	0	350,513
12. Cash/Local Other	0	0	0	0	0
<b>Total</b>	<b>\$3,055,867</b>	<b>\$0</b>	<b>\$626,788</b>	<b>\$0</b>	<b>\$3,682,655</b>
Toll Credits/Not an expenditure	0	0	71,894	0	71,894

**WORK ELEMENT: 045 - GEOGRAPHIC INFORMATION SYSTEM (GIS)**

**SUMMARY OF PROGRAM REVENUES**

<u>Fund Source</u>	<u>SCAG</u>	<u>Consultant</u>	<u>Non-Profits/IHL</u>	<u>Consultant TC</u>	<u>Total</u>
01. FHWA PL	2,305,354	0	0	0	2,305,354
02. FHWA PL C/O	400,000	0	0	0	400,000
03. FTA 5303	0	0	0	626,788	626,788
04. FTA 5303 C/O	0	0	0	0	0
05. FTA 5304	0	0	0	0	0
06. FHWA SP&R	0	0	0	0	0
07. Federal Other	0	0	0	0	0
08. TDA	0	0	0	0	0
09. SB1 Adaptation	0	0	0	0	0
10. SB1 Competitive	0	0	0	0	0
11. SB1 Formula	0	0	0	0	0
12. State Other	0	0	0	0	0
13. In-Kind Commits	350,513	0	0	0	350,513
14. Cash/Local Other	0	0	0	0	0
<b>Total</b>	<b>\$3,055,867</b>	<b>\$0</b>	<b>\$0</b>	<b>\$626,788</b>	<b>\$3,682,655</b>
Toll Credits/Not a revenue	0	0	0	71,894	71,894

**PAST ACCOMPLISHMENTS**

Installed ESRI security patches on SCAG Enterprise GIS servers; developed and implement a work plan of ESRI Transport Layer Security (TSL) 1.2 enhancement on EGIS system; Developed Python scripts to better synchronize Geodatabase admin operation and maintenance; updated and expanded SCAG several geodatabases and DataWarehouse; developed GIS web applications (such as IGR, GRI, Active Transportation Database (ATDB)); developed documentation, guideline, and manuals in support of EGIS implementation; updated and enhanced SCAG Open Data Portal; developed a SOW for Regional Data Platform (RDP); Provided custom GIS trainings (IGR, MetroToolkit) and seminar (SCAG Enterprise ArcGIS Online) to SCAG staff; provide GIS mapping (300+ maps) and data update (parcel-based land use) supports for 2020 RTP/SCS development and other SCAG major plans and programs; Attended national conferences (ESRI UC, TRB) to share SCAG experience on innovative, data-driven planning and geospatial analysis.



**WORK ELEMENT: 045 - GEOGRAPHIC INFORMATION SYSTEM (GIS)**

**OBJECTIVE**

To support SCAG's ongoing role as a Regional Information Center and manager for all data and information related to Southern California and to provide data support and mapping capabilities to better serve the needs of the agency and our partner agencies. This program will also provide data and information to stakeholders to promote economic development and enhance the effectiveness of decision-makers. Additional goals include discovering and developing cutting edge web-GIS applications and tools for data sharing and innovative planning; providing advanced spatial analytics and visualization for insights of data and information; providing an interconnected platform for integrated planning and regional collaboration.

A top priority will be to develop a Regional Data Platform (RDP) in support of Goals 3, 4 and 6 of SCAG Strategic Plan; continue on the implementation and development of an Enterprise GIS system (including GIS hardware/software, GIS database, GIS analysis, and GIS applications) that will serve as the guide for meeting Objective #4 of the SCAG Strategic Plan; keep to provide GIS training, data cleanup/updating/sharing/standardizing and other value-added GIS services and products to our local jurisdictions. The program will play essential and critical roles to the 2020 RTP/SCS development and other SCAG plans and programs.

**PROJECT: APPLICATION DEVELOPMENT**

**DEPARTMENT NAME:** 210 - INFORMATION TECHNOLOGY DIV.  
**MANAGER:** JULIE LOATS **TOTAL BUDGET:** \$2,449,679

**PROJECT DESCRIPTION**

Data application design, development and support to promote data and information sharing in the region including all available transit data.

**PROJECT PRODUCT(S)**

1. Enhanced Federal Transportation Improvement Program (FTIP) and Enterprise GIS applications.
2. New designed and developed OWP Management System (OMS).
3. Enhanced Inter Governmental Review System (IGR) and Goods Movement applications.
4. New and enhanced City Profile application.
5. New installed and configured report servers and datawarehouse to support all applications.

**TASK:** 20-045.0142.05 **TASK BUDGET:** \$298,642  
**TASK NAME:** ADVANCED TECHNICAL SUPPORT

Carryover  Ongoing  **PROJECT MANAGER:** JONATHAN HOLT

**PREVIOUS ACCOMPLISHMENTS**

Acquired development and support tools. Performed upgrades as needed.



**WORK ELEMENT: 045 - GEOGRAPHIC INFORMATION SYSTEM (GIS)**

**OBJECTIVES**

Provide software and tools to assist staff with application development and support for planning systems development and GIS.

**STEPS AND PRODUCTS**

Step No	Step Description	Work Type	P	T	O	Start Date	End Date
1	Submit the technical support case and work with the support representative to resolve the issues	Staff	<input type="checkbox"/>	<input type="checkbox"/>	<input type="checkbox"/>	07/01/2019	06/30/2020
2	Maintain annual support for software tools and technical support services	Staff	<input type="checkbox"/>	<input type="checkbox"/>	<input type="checkbox"/>	07/01/2019	06/30/2020

Product No	Product Description	Completion Date
1	Licensing and documentation related to software tools and support.	06/30/2020

**TASK: 20-045.0142.12**

**TASK BUDGET: \$410,361**

**TASK NAME: ENTERPRISE GIS (EGIS) IMPLEMENTATION - MAINT. & SUPPORT**

Carryover  Ongoing  PROJECT MANAGER: JONATHAN HOLT

**PREVIOUS ACCOMPLISHMENTS**

Maintained and supported geodatabases and user access.

**OBJECTIVES**

Continue maintain and support GIS Servers, databases and existing GIS applications.

**STEPS AND PRODUCTS**

Step No	Step Description	Work Type	P	T	O	Start Date	End Date
1	Collect business requirements from users and compile the project charters for the requests.	Staff/Consultant	<input type="checkbox"/>	<input type="checkbox"/>	<input type="checkbox"/>	07/01/2019	06/30/2020
2	Perform the databases maintenance, enhancement, and support.	Consultant	<input type="checkbox"/>	<input type="checkbox"/>	<input type="checkbox"/>	07/01/2019	06/30/2020
3	Deploy the developed application(s).	Staff	<input type="checkbox"/>	<input type="checkbox"/>	<input type="checkbox"/>	07/01/2019	06/30/2020
4	Train users and write up user manuals and online help files.	Staff/Consultant	<input type="checkbox"/>	<input type="checkbox"/>	<input type="checkbox"/>	07/01/2019	06/30/2020



**WORK ELEMENT: 045 - GEOGRAPHIC INFORMATION SYSTEM (GIS)**

Product No	Product Description	Completion Date
1	Applications, components, and tools specified in the project work scope.	06/30/2020
2	Test cases, user manual, and training materials.	06/30/2020

**TASK: 20-045.0142.17** **TASK BUDGET: \$280,499**  
**TASK NAME: QA REQUIREMENTS AND DOCUMENTATION**

Carryover  Ongoing  **PROJECT MANAGER: JONATHAN HOLT**

**PREVIOUS ACCOMPLISHMENTS**

Performed Quality Assurance (QA), requirements gathering and documentation

**OBJECTIVES**

Continue to provide detailed requirements gathering, testing, quality control and documentation for all products developed, maintained, and supported by the IT Application Development Team. The QA process will ensure to provide quality applications for SCAG users or regional stakeholders, and help document the test cases, user manuals of software applications that support Transportation Improvement Programs, GIS Applications, and all applications under Planning System Development project.

**STEPS AND PRODUCTS**

Step No	Step Description	Work Type	P	T	O	Start Date	End Date
1	Update business requirements, technical documentation, and user manual for all releases.	Staff	<input type="checkbox"/>	<input type="checkbox"/>	<input type="checkbox"/>	07/01/2019	06/30/2020
2	Document testing results for each application/project.	Staff	<input type="checkbox"/>	<input type="checkbox"/>	<input type="checkbox"/>	07/01/2019	06/30/2020
3	Create and update testing cases for all applications.	Staff	<input type="checkbox"/>	<input type="checkbox"/>	<input type="checkbox"/>	07/01/2019	06/30/2020
4	Perform QA Testing on each production release.	Staff	<input type="checkbox"/>	<input type="checkbox"/>	<input type="checkbox"/>	07/01/2019	06/30/2020

Product No	Product Description	Completion Date
1	Business requirements documentation and user manuals	06/30/2020
2	Test case documentation	06/30/2020
3	Test results report.	06/30/2020

**TASK: 20-045.0142.22** **TASK BUDGET: \$958,644**  
**TASK NAME: PLANNING SYSTEM DEVELOPMENT**

Carryover  Ongoing  **PROJECT MANAGER: JONATHAN HOLT**

**WORK ELEMENT: 045 - GEOGRAPHIC INFORMATION SYSTEM (GIS)**

**PREVIOUS ACCOMPLISHMENTS**

Completed application changes, weekly report updates, reporting updates and usage improvements.

**OBJECTIVES**

Develop, maintain, and support SCAG planning systems and applications and assess new development tools / upgrades to software and tools. This includes but is not limited to Inter-governmental Review (IGR), Green Region Initiative (GRI), and Regional Transportation Plan (RTP)

**STEPS AND PRODUCTS**

Step No	Step Description	Work Type	P	T	O	Start Date	End Date
1	Design and develop the applications.	Consultant	<input type="checkbox"/>	<input type="checkbox"/>	<input type="checkbox"/>	07/01/2019	06/30/2020
2	Conduct comprehensive testing, update user manuals and online help.	Staff	<input type="checkbox"/>	<input type="checkbox"/>	<input type="checkbox"/>	07/01/2019	06/30/2020
3	Conduct specific user acceptance test.	Staff	<input type="checkbox"/>	<input type="checkbox"/>	<input type="checkbox"/>	07/01/2019	06/30/2020
4	Deploy new applications on production servers.	Staff	<input type="checkbox"/>	<input type="checkbox"/>	<input type="checkbox"/>	07/01/2019	06/30/2020

Product No	Product Description	Completion Date
1	Application code and documentation.	06/30/2020
2	Business requirements documentation and user manuals.	06/30/2020

**TASK: 20-045.0142.23** **TASK BUDGET: \$193,087**

**TASK NAME: ENTERPRISE GIS (EGIS) IMPLEMENTATION - CAPITALIZED SOFTWARE**

Carryover  Ongoing  **PROJECT MANAGER: JONATHAN HOLT**

**PREVIOUS ACCOMPLISHMENTS**

Developed Active Transportation Database (ATDB) and FTIP mapping components.

**OBJECTIVES**

This task was created to capture software development costs that meet the criteria for capitalization in accordance to Statement No. 51 of the Governmental Accounting Standards Board (GASB 51). Costs not subject to capitalization are in task 045.00142.12.

**WORK ELEMENT: 045 - GEOGRAPHIC INFORMATION SYSTEM (GIS)**

**STEPS AND PRODUCTS**

Step No	Step Description	Work Type	P	T	O	Start Date	End Date
1	Design and develop the GIS application(s).	Consultant	<input type="checkbox"/>	<input type="checkbox"/>	<input type="checkbox"/>	07/01/2019	06/30/2020
2	Conduct QA processes for the developed application(s).	Staff	<input type="checkbox"/>	<input type="checkbox"/>	<input type="checkbox"/>	07/01/2019	06/30/2020

Product No	Product Description	Completion Date
1	Applications, components, and tools specified in the project work scope.	06/30/2020

**TASK: 20-045.0142.24** **TASK BUDGET: \$30,000**  
**TASK NAME: FTIP SYSTEM ENHANCEMENT, MAINT. & SUPPORT - CAPITALIZED SOFTWARE**

Carryover  Ongoing  **PROJECT MANAGER: JONATHAN HOLT**

**PREVIOUS ACCOMPLISHMENTS**

Released several versions of FTIP to incorporate group project module enhancements , new CMP business rules, rejection email changes, financial plan report changes, and other usage improvements. Resolved issues occurred in the application. Gathered and documented requirements for the new FTIP system. Finalized contract for the new FTIP project.

**OBJECTIVES**

This task was created to capture software development costs that meet the criteria for capitalization in accordance to Statement No. 51 of the Governmental Accounting Standards Board (GASB 51). Costs not subject to capitalization are in task 045.00142.25.

**STEPS AND PRODUCTS**

Step No	Step Description	Work Type	P	T	O	Start Date	End Date
1	Design and develop the applications.	Consultant	<input type="checkbox"/>	<input type="checkbox"/>	<input type="checkbox"/>	07/01/2019	06/30/2020

Product No	Product Description	Completion Date
1	New versions of FTIP database program to fulfill prioritized tasks from user requests.	06/30/2020

**TASK: 20-045.0142.25** **TASK BUDGET: \$278,446**  
**TASK NAME: FTIP SYSTEM**

Carryover  Ongoing  **PROJECT MANAGER: JONATHAN HOLT**

**PREVIOUS ACCOMPLISHMENTS**

Completed procurement of new Software as a Service (SaaS) FTIP system.

**WORK ELEMENT: 045 - GEOGRAPHIC INFORMATION SYSTEM (GIS)**

**OBJECTIVES**

To configure and deploy new Software as a Service (SaaS) FTIP system, replacing the previous internally developed custom system.

**STEPS AND PRODUCTS**

Step No	Step Description	Work Type	P	T	O	Start Date	End Date
1	Configure, test, and deploy replacement FTIP software system.	Staff/Consultant	<input type="checkbox"/>	<input type="checkbox"/>	<input type="checkbox"/>	07/01/2019	06/30/2020
2	Support and maintain data in production system support.	Staff/Consultant	<input type="checkbox"/>	<input type="checkbox"/>	<input type="checkbox"/>	07/01/2019	06/30/2020

Product No	Product Description	Completion Date
1	Production system in use and receiving update data.	06/30/2020
2	Updated user help guides.	06/30/2020

**PROJECT: GIS DEVELOPMENT AND APPLICATIONS**

DEPARTMENT NAME: 423 - RESEARCH & ANALYSIS DEPT.  
 MANAGER: FRANK WEN TOTAL BUDGET: \$1,232,976

**PROJECT DESCRIPTION**

Provide overall service and support for SCAG's GIS needs. Upgrade the existing GIS system by enhancing applications that promote data sharing and maintenance. Collect new GIS data from local jurisdictions, the state, and Federal Government. Develop GIS applications that accommodate the needs of: GIS and data for SCAG, subregions, and member jurisdictions.

**PROJECT PRODUCT(S)**

SCAG Project Maps, GIS data-set update, web-based map applications.

TASK: **20-045.0694.01** TASK BUDGET: \$102,807  
 TASK NAME: **GIS DEVELOPMENT AND APPLICATIONS**

Carryover  Ongoing  PROJECT MANAGER: KIMBERLY CLARK

**PREVIOUS ACCOMPLISHMENTS**

This project supports the in-house development of interactive information resources for use by stakeholders. Specific accomplishments include technical support to applicants in the SCAG region for the Affordable Housing and Sustainable Communities (AHSC) state-wide grant program, SCAG's inaugural Story Maps Challenge, mapping

**WORK ELEMENT: 045 - GEOGRAPHIC INFORMATION SYSTEM (GIS)**

Metro's Transit Supportive Planning Toolkit, and economic development information tools for decision makers (Enhanced Infrastructure Financing Districts (EIFDs) / Community Revitalization and Investment Authorities (CRIAs) Technical Assistance Application), among other projects.

**OBJECTIVES**

Create mapping and data oriented web applications that allow stakeholders and local jurisdictions to view and update SCAG's technical databases in accordance with the agency's long term policy priorities. Specific web tools include those that allow local jurisdictions to view their local data, including socioeconomic data, land use information, building permits, demolition permits, business establishments and jobs, etc.

**STEPS AND PRODUCTS**

Step No	Step Description	Work Type	P	T	O	Start Date	End Date
1	Develop interactive maps and data tools for SCAG Projects	Staff	<input type="checkbox"/>	<input type="checkbox"/>	<input type="checkbox"/>	07/01/2019	06/30/2020
2	Maintain and update existing tools developed previously under this project	Staff	<input type="checkbox"/>	<input type="checkbox"/>	<input type="checkbox"/>	07/01/2019	06/30/2020
3	Publish and advertise web-based GIS and data applications for decision makers and stakeholders	Staff	<input checked="" type="checkbox"/>	<input type="checkbox"/>	<input type="checkbox"/>	07/01/2019	06/30/2020
4	Provide training on GIS applications and data tools to SCAG staff, member jurisdictions	Staff	<input type="checkbox"/>	<input checked="" type="checkbox"/>	<input type="checkbox"/>	07/01/2019	06/30/2020
5	Attend GIS seminars and conferences to learn new GIS and data visualization technologies, as well as information technology best practices	Staff	<input type="checkbox"/>	<input type="checkbox"/>	<input type="checkbox"/>	07/01/2019	06/30/2020
6	Support SCAG's GIS Steering Committee; complete tasks supporting SCAG's Enterprise GIS System at the direction of SCAG's Planning Director and Chief Information Officer	Staff	<input type="checkbox"/>	<input type="checkbox"/>	<input type="checkbox"/>	07/01/2019	06/30/2020

Product No	Product Description	Completion Date
1	Interactive maps and data tools, with supporting documentation, for SCAG planning projects	06/30/2020
2	GIS training materials for web-based GIS applications and data tools	06/30/2020
3	Usage analytics for GIS and data oriented applications developed by this project	06/30/2020

**TASK: 20-045.0694.02** **TASK BUDGET: \$286,090**

**TASK NAME: ENTERPRISE GIS SYSTEM MAINTENANCE AND SUPPORT**

Carryover  Ongoing  **PROJECT MANAGER: PING WANG**

**PREVIOUS ACCOMPLISHMENTS**

Formed GIS steering group; developed EGIS-based SOW of Regional Data Platform (RDP); provided a series of on-demand GIS trainings and seminars; upgraded and enhanced SCAG Open Data Portal; maintained and improved Geodatabase and metadata; developed and released new versions of web-based applications (such as IGR 4.5 and GRI 3.5) and related user manuals; developed guidance based documentations for best practice EGIS

**WORK ELEMENT: 045 - GEOGRAPHIC INFORMATION SYSTEM (GIS)**

implementation; updated GIS data categories and applications inventory; collected and updated planning and administrative GIS boundaries (such as city, parcels, political).

**OBJECTIVES**

Enhance EGIS engagement in smart and innovative planning; continue empowering GIS technology based planning by providing ample geospatial datasets; Improve data-sharing platforms of seamless access and maximum usage of GIS datasets; integrate the established EGIS system with upcoming Regional Data Platform (RDP); continue improving GIS database management, maintenance and performance; continue enhancing EGIS system security.

**STEPS AND PRODUCTS**

Step No	Step Description	Work Type	P	T	O	Start Date	End Date
1	Identify enhancement areas of SCAG geodatabase	Staff/Consultant	<input type="checkbox"/>	<input type="checkbox"/>	<input type="checkbox"/>	07/01/2019	06/30/2020
2	Provide geodatabase configuration, management, and enhancement supports	Staff/Consultant	<input type="checkbox"/>	<input type="checkbox"/>	<input type="checkbox"/>	07/01/2019	06/30/2020
3	Perform GIS geoprocessing spatial analysis	Staff/Consultant	<input type="checkbox"/>	<input type="checkbox"/>	<input type="checkbox"/>	07/01/2019	06/30/2020
4	Provide GIS trainings to internal staff and local jurisdictions	Staff/Consultant	<input type="checkbox"/>	<input type="checkbox"/>	<input type="checkbox"/>	07/01/2019	06/30/2020

Product No	Product Description	Completion Date
1	Report of Geodatabase improvement recommendation	06/30/2020
2	Spatial analysis result and report	06/30/2020
3	Document of geodatabase support	06/30/2020
4	GIS training material and related documents	06/30/2020

**TASK: 20-045.0694.03** **TASK BUDGET: \$286,704**

**TASK NAME: PROFESSIONAL GIS SERVICES PROGRAM SUPPORT**

Carryover  Ongoing  **PROJECT MANAGER: JAVIER AGUILAR**

**PREVIOUS ACCOMPLISHMENTS**

In the last fiscal year, staff provided both hardware, GIS data and software training to local jurisdictions. We successfully implement the SCAG Intern Assistant Program. This program assigned staffs to work at cities on various GIS and planning projects. This year, we continue the SCAG Intern Program, as well as provide technical support to 80 local jurisdictions at their city halls to complete their review, input and comments for the 2020 RTP/SCS local input and envisioning process.

**OBJECTIVES**

Provide professional GIS support to SCAG member jurisdictions. Specific assistance will be provided to jurisdictions with few or no GIS resources.

**WORK ELEMENT: 045 - GEOGRAPHIC INFORMATION SYSTEM (GIS)**

**STEPS AND PRODUCTS**

Step No	Step Description	Work Type	P	T	O	Start Date	End Date
1	Evaluate and assess local jurisdictions' existing GIS system and requirements	Staff	<input type="checkbox"/>	<input type="checkbox"/>	<input type="checkbox"/>	07/01/2019	06/30/2020
2	Develop local GIS work plan including GIS data generation, update, and integration.	Staff	<input checked="" type="checkbox"/>	<input type="checkbox"/>	<input type="checkbox"/>	07/01/2019	06/30/2020
3	Enhance or integrate GIS system with local jurisdictions' data systems.	Staff	<input type="checkbox"/>	<input type="checkbox"/>	<input type="checkbox"/>	07/01/2019	06/30/2020
4	Provide GIS trainings and GIS spatial analysis.	Staff	<input type="checkbox"/>	<input checked="" type="checkbox"/>	<input type="checkbox"/>	07/01/2019	06/30/2020
5	Conduct one-on-one meetings with local jurisdictions.	Staff	<input type="checkbox"/>	<input type="checkbox"/>	<input type="checkbox"/>	07/01/2019	06/30/2020

Product No	Product Description	Completion Date
1	GIS work plans for local jurisdictions.	06/30/2020
2	GIS data product for cities.	06/30/2020
3	GIS analytical reports.	06/30/2020
4	GIS training and related materials.	06/30/2020

**TASK: 20-045.0694.04**

**TASK BUDGET: \$316,160**

**TASK NAME: GIS PROGRAMMING AND AUTOMATION**

Carryover  Ongoing  **PROJECT MANAGER: JUNG SEO**

**PREVIOUS ACCOMPLISHMENTS**

1. Developed the draft regional land use database including general plan land use, specific plan land use, zoning information and existing land use for the 2020 RTP/SCS and RHNA.
2. Developed the draft regional database of SB 375 resource areas and farmland in the region for the 2020 RTP/SCS and RHNA.
3. Produced the 197 Data/Map Books for the local jurisdictions in the SCAG Region for the development of the 2020 RTP/SCS and RHNA.
4. Enhanced Automated GIS (AGIS) to streamline workflows of regional data processing, map book production, and mapping, using GIS programming and statistical analysis applications.
5. Conducted advanced research and geospatial analysis for the 2020 RTP/SCS strategies such as regional infill study and High Quality Transit Area (HQT) / Transit Priority Areas (TPA) and other TOD-related analyses.
6. Performed geoprocessing, mapping and geospatial analysis for various programs/projects/policy discussions, using spatial and statistical analysis applications.
7. Attended international GIS conference to learn advanced GIS programming and geospatial technology and to present SCAG's best practices.

Task in FY19 was named "GIS Programming and Geospatial Analysis".



**WORK ELEMENT: 045 - GEOGRAPHIC INFORMATION SYSTEM (GIS)**

**OBJECTIVES**

Develop and enhance efficient and effective GIS workflow through GIS programming and automation to streamline regional geospatial data development and update process. Establish innovative analytical methodology to develop geospatial information and facilitate policy discussion on complex planning issues using spatial and statistical applications.

**STEPS AND PRODUCTS**

Step No	Step Description	Work Type	P	T	O	Start Date	End Date
1	Develop the final regional land use database including general plan land use, specific plan land use, zoning information and existing land use for the 2020 RTP/SCS and RHNA.	Staff	<input type="checkbox"/>	<input type="checkbox"/>	<input type="checkbox"/>	07/01/2019	06/30/2020
2	Develop the final regional database of SB 375 resource areas and farmland in the region for the 2020 RTP/SCS and RHNA.	Staff	<input type="checkbox"/>	<input type="checkbox"/>	<input type="checkbox"/>	07/01/2019	06/30/2020
3	Produce the updated Data/Map Books for the local jurisdictions in the SCAG Region.	Staff	<input type="checkbox"/>	<input type="checkbox"/>	<input type="checkbox"/>	07/01/2019	06/30/2020
4	Enhanced Automated GIS (AGIS) to streamline workflows of regional data processing, map book production, and mapping, using GIS programming and statistical analysis applications.	Staff	<input type="checkbox"/>	<input type="checkbox"/>	<input type="checkbox"/>	07/01/2019	06/30/2020
5	Develop the annual regional land use database using the AGIS techniques.	Staff	<input type="checkbox"/>	<input type="checkbox"/>	<input type="checkbox"/>	07/01/2019	06/30/2020
6	Conduct advanced research and geospatial analysis for the 2020 RTP/SCS and RHNA, such as environmental justice analysis, regional infill study and HQT/TPA analyses.	Staff	<input type="checkbox"/>	<input type="checkbox"/>	<input type="checkbox"/>	07/01/2019	06/30/2020
7	Conduct geoprocessing, mapping and geospatial analysis for various programs/projects/policy discussions, using spatial and statistical analysis applications.	Staff	<input type="checkbox"/>	<input type="checkbox"/>	<input type="checkbox"/>	07/01/2019	06/30/2020
8	Attend conferences to learn advanced GIS programming, data analytics and geospatial technology and to present SCAG's best practices.	Staff	<input type="checkbox"/>	<input checked="" type="checkbox"/>	<input type="checkbox"/>	07/01/2019	06/30/2020

**WORK ELEMENT: 045 - GEOGRAPHIC INFORMATION SYSTEM (GIS)**

Product No	Product Description	Completion Date
1	Final regional land use datasets in GIS format including general plan land use, specific plan land use, zoning information and existing land use for the 2020 RTP/SCS and RHNA	06/30/2020
2	Final regional database of SB 375 resource areas and farmland datasets for the 2020 RTP/SCS and RHNA	06/30/2020
3	Updated versions of the Data/Map Books for 197 local jurisdictions in the SCAG Region	06/30/2020
4	Documentation, reports, GIS data and maps of GIS programming, spatial and statistical analysis for various programs/projects/policy discussions	06/30/2020
5	Conference presentation materials	06/30/2020

**TASK: 20-045.0694.05**

**TASK BUDGET: \$172,792**

**TASK NAME: GIS TECHNICAL SUPPORT & TRAINING FOR PLAN AND PROGRAM DEVELOPMENT**

Carryover  Ongoing  **PROJECT MANAGER: PING WANG**

**PREVIOUS ACCOMPLISHMENTS**

New task for FY19-2020.

**OBJECTIVES**

Utilize the latest GIS technology and SCAG EGIS infrastructure to provide comprehensive GIS technical supports (including but not limited to: GIS data update, mapping, spatial analysis) for SCAG plan and program development.

**STEPS AND PRODUCTS**

Step No	Step Description	Work Type	P	T	O	Start Date	End Date
1	Collect and update planning GIS data.	Staff	<input type="checkbox"/>	<input type="checkbox"/>	<input type="checkbox"/>	07/01/2019	06/30/2020
2	Create GIS maps and related charts for SCAG various projects.	Staff	<input type="checkbox"/>	<input type="checkbox"/>	<input type="checkbox"/>	07/01/2019	06/30/2020
3	Generate GIS spatial analytical tables and charts.	Staff	<input type="checkbox"/>	<input type="checkbox"/>	<input type="checkbox"/>	07/01/2019	06/30/2020

Product No	Product Description	Completion Date
1	Plan land use and other geo data sets.	06/30/2020
2	Maps and other GIS products.	06/30/2020
3	GIS spatial analytical tables and charts.	06/30/2020

**TASK: 20-045.0694.06**

**TASK BUDGET: \$68,423**

**TASK NAME: ENTERPRISE GIS GOVERNANCE AND DEVELOPMENT**

**WORK ELEMENT: 045 - GEOGRAPHIC INFORMATION SYSTEM (GIS)**

Carryover  Ongoing  PROJECT MANAGER: PING WANG

**PREVIOUS ACCOMPLISHMENTS**

New task for FY19-2020.

**OBJECTIVES**

Utilize the latest GIS technology and SCAG established EGIS infrastructure system to promote innovative planning and data-driven decision-making process; establish GIS Steering committee; study a new vision of SCAG GIS strategic plan, form an internal GIS user working group; provide a series of customized and need-based GIS trainings. PING WANG WILL REALLOCATE FTE TO THIS TASK.

**STEPS AND PRODUCTS**

Step No	Step Description	Work Type	P	T	O	Start Date	End Date
1	Establish GIS Steering committee	Staff	<input type="checkbox"/>	<input type="checkbox"/>	<input type="checkbox"/>	07/01/2019	06/30/2020
2	Study SCAG GIS Strategic Plan.	Staff	<input type="checkbox"/>	<input type="checkbox"/>	<input type="checkbox"/>	07/01/2019	06/30/2020
3	Form a GIS User Working Group.	Staff	<input type="checkbox"/>	<input type="checkbox"/>	<input type="checkbox"/>	07/01/2019	06/30/2020
4	Provide customized GIS trainings.	Staff/Consultant	<input type="checkbox"/>	<input type="checkbox"/>	<input type="checkbox"/>	07/01/2019	06/30/2020

Product No	Product Description	Completion Date
1	GIS Steering Committee agenda and reports.	06/30/2020
2	SCAG GIS strategic plan recommendation.	06/30/2020
3	GIS trainings and material.	06/30/2020



# Caltrans Report

FY 2019 - 2020 OWP

**WORK ELEMENT: 050 - ACTIVE TRANSPORTATION PLANNING**

**DEPARTMENT: 427 - ACTIVE TRANSPORTATION & SPECIAL PROGRAMS DEPT.**

**MANAGER: SARAH JEPSON**

**TOTAL BUDGET: \$2,974,088**

## SUMMARY OF PROGRAM EXPENDITURES

<u>Category</u>	<u>SCAG</u>	<u>Consultant</u>	<u>Consultant TC</u>	<u>Non-Profits/IHL</u>	<u>Total</u>
01. Salary	536,841	0	0	0	536,841
02. Benefits	426,815	0	0	0	426,815
03. Temp Staff	0	0	0	0	0
04. Indirect Cost	1,201,653	0	0	0	1,201,653
05. Printing	0	0	0	0	0
06. Travel	25,000	0	0	0	25,000
07. Other	0	0	0	0	0
08. Consultant	0	0	0	0	0
09. Consultant TC	0	0	450,000	0	450,000
10. Non-Profits/IHL	0	0	0	50,000	50,000
11. In-Kind Commits	283,779	0	0	0	283,779
12. Cash/Local Other	0	0	0	0	0
<b>Total</b>	<b>\$2,474,088</b>	<b>\$0</b>	<b>\$450,000</b>	<b>\$50,000</b>	<b>\$2,974,088</b>
Toll Credits/Not an expenditure	0	0	51,615	0	51,615

**WORK ELEMENT: 050 - ACTIVE TRANSPORTATION PLANNING**

**SUMMARY OF PROGRAM REVENUES**

<u>Fund Source</u>	<u>SCAG</u>	<u>Consultant</u>	<u>Non-Profits/IHL</u>	<u>Consultant TC</u>	<u>Total</u>
01. FHWA PL	1,890,309	0	0	0	1,890,309
02. FHWA PL C/O	0	0	0	0	0
03. FTA 5303	0	0	44,265	450,000	494,265
04. FTA 5303 C/O	300,000	0	0	0	300,000
05. FTA 5304	0	0	0	0	0
06. FHWA SP&R	0	0	0	0	0
07. Federal Other	0	0	0	0	0
08. TDA	0	0	5,735	0	5,735
09. SB1 Adaptation	0	0	0	0	0
10. SB1 Competitive	0	0	0	0	0
11. SB1 Formula	0	0	0	0	0
12. State Other	0	0	0	0	0
13. In-Kind Commits	283,779	0	0	0	283,779
14. Cash/Local Other	0	0	0	0	0
<b>Total</b>	<b>\$2,474,088</b>	<b>\$0</b>	<b>\$50,000</b>	<b>\$450,000</b>	<b>\$2,974,088</b>
Toll Credits/Not a revenue	0	0	0	51,615	51,615

**PAST ACCOMPLISHMENTS**

Completed analysis and public outreach for the active transportation and public health elements of Connect SoCal. Provided funding and technical assistance to local jurisdictions to support project development and planning, including developing funding recommendations for the Regional ATP, administering ATP grants, updating the Active Transportation Database.

**OBJECTIVE**

Staff will continue work on the development of the active transportation and public health components of the 2020 RTP/SCS, as well as, play a significant role in the stakeholder engagement and outreach process to ensure the plan resonates and empowers countywide and local agencies to advance policies and projects that align with regional planning goals.



**WORK ELEMENT: 050 - ACTIVE TRANSPORTATION PLANNING**

For FY 2018-19, staff will also continue to focus on activities that support the delivery of more active transportation projects in the region, including the selection of projects to be included in the 2019 Regional ATP, administration of projects included in the Cycle 2 and 3 of the regional component of the Statewide Active Transportation Program, building support for local projects through the implementation Go Human demonstration projects, and providing technical assistance directly to cities through grants awarded through SCAG’s Sustainability Program . Staff will also work with Caltrans, counties and individual cities to help fund and advance multi-jurisdictional active transportation projects that are part of the RTP/SCS.

Staff will continue to lead the implementation of a Regional Active Transportation Safety and Encouragement Campaign with resources awarded from the Office of Traffic Safety and the Mobile Source Air Pollution Reduction Review Committee (MSRC). The Campaign will be implemented in partnership with the six county health departments and six county transportation commissions and aims to increase levels of active transportation while reducing collisions. Staff will continue collaborating on the Caltrans Strategic Highway Safety Plan Challenge Areas related to active transportation and providing technical support on safety performance measures.

Efforts will also be continued to expand regional capability to measure the impact of active transportation investments , including through better data collection, modeling and co-benefit analysis (focusing on greenhouse gas emissions, public health and the economy).

This program also supports planning and analysis in other key policy areas including water, public health and energy, as related to the development and implementation of the RTP/SCS. Planning around public health will be expanded through expanded outreach to local partners and by providing resources and tools to local agencies.

**PROJECT: ACTIVE TRANSPORTATION PLANNING**

**DEPARTMENT NAME: 427 - ACTIVE TRANSPORTATION & SPECIAL PROGRAMS DEPT.**  
**MANAGER: SARAH JEPSON** **TOTAL BUDGET: \$2,974,088**

**PROJECT DESCRIPTION**

The Project will follow up on the 2016 RTP/SCS and coordinate implementation of the Active Transportation chapter. Provide an annual status report/overview of active transportation planning and implementation since the last RTP .

**PROJECT PRODUCT(S)**

The Project will follow up on the 2016 RTP/SCS and coordinate implementation of the Active Transportation chapter. Provide an annual status report/overview of active transportation planning and implementation since the last RTP .

**TASK: 20-050.0169.01** **TASK BUDGET: \$830,146**  
**TASK NAME: RTP/SCS ACTIVE TRANSPORTATION DEVELOPMENT & IMPLEMENTATION**

**Carryover  Ongoing  PROJECT MANAGER: SARAH JEPSON**

**WORK ELEMENT: 050 - ACTIVE TRANSPORTATION PLANNING**

**PREVIOUS ACCOMPLISHMENTS**

Preparation of preliminary analysis and reports for the 2020 RTP/SCS, including preparation of existing conditions, establishing safety targets, modeling methodology for short trips and Safe Routes to School programs, draft planning strategies and draft policies. Ongoing coordination of the Active Transportation Working Group meetings.

**OBJECTIVES**

Continue collaboration with counties and cities to implement active transportation initiatives including planning, analysis and pilot projects. These efforts support counties and cities in better understanding and communicating benefits of active transportation projects in order to more strategically invest resources and attract greater investment, including from statewide sources (ATP/Cap & Trade) and existing discretionary and new local sources. Increased investment in active transportation is critical to implementing RTP/SCS and demonstrating progress. Finalize development of 2020 RTP/SCS Active Transportation Element.

**STEPS AND PRODUCTS**

Step No	Step Description	Work Type	P	T	O	Start Date	End Date
1	Support Active Transportation Working Group, Coordination and Collaboration with Counties	Staff	<input type="checkbox"/>	<input checked="" type="checkbox"/>	<input type="checkbox"/>	07/01/2019	06/30/2020
2	Prepare draft and final 2020 RTP/Active Transportation Plan as part of SoCal Connect, including responding to and incorporating public comments	Staff	<input type="checkbox"/>	<input type="checkbox"/>	<input type="checkbox"/>	07/01/2019	06/30/2020
3	Augment and conduct local outreach to promote the use of the Regional Active Transportation Database	Staff/Consultant	<input type="checkbox"/>	<input type="checkbox"/>	<input type="checkbox"/>	07/01/2019	06/30/2020
4	Oversight, project management and tracking of county and local active transportation plans and programs that implement the regional plan	Staff	<input type="checkbox"/>	<input type="checkbox"/>	<input type="checkbox"/>	07/01/2019	06/30/2020
5	Conduct research and analysis and convene stakeholders to further explore and advance concepts put forth in 2020 RTP/SCS, including short trip strategies, e-scooter/e-bike share, safe routes to school, complete streets as funding strategy, etc...	Staff/Consultant	<input type="checkbox"/>	<input type="checkbox"/>	<input type="checkbox"/>	07/01/2019	06/30/2020

Product No	Product Description	Completion Date
1	SoCal Connect: Active Transportation Plan	05/01/2020
2	SoCal Connect: Active Transportation Implementation Activities Report	06/30/2020

**TASK: 20-050.0169.02** **TASK BUDGET: \$617,510**

**TASK NAME: ACTIVE TRANSPORTATION SAFETY**

Carryover  Ongoing  **PROJECT MANAGER: JULIA LIPPE-KLEIN**

**PREVIOUS ACCOMPLISHMENTS**

SCAG Active Transportation Safety Report

**WORK ELEMENT: 050 - ACTIVE TRANSPORTATION PLANNING**

**OBJECTIVES**

Incorporate safety into the Active transportation planning process . Improve integration of SHSP Action Steps into local safety strategies.

**STEPS AND PRODUCTS**

Step No	Step Description	Work Type	P	T	O	Start Date	End Date
1	Continue participation on SHSP Steering Committee and other statewide and regional safety advisory committees	Staff	<input type="checkbox"/>	<input type="checkbox"/>	<input type="checkbox"/>	07/01/2019	07/31/2020
2	Conduct analysis, provide input and reports on active transportation related data to inform safety related performance measurement and plan development	Staff	<input type="checkbox"/>	<input type="checkbox"/>	<input type="checkbox"/>	07/01/2019	06/30/2020
3	Administration of Go Human Active Transportation Safety and Encouragement Campaign, including: on-going safety communications, promoting the local use of SCAG outreach materials and Kit of Parts demonstration elements, and securing grants and partners to sustain program.	Staff	<input type="checkbox"/>	<input type="checkbox"/>	<input type="checkbox"/>	07/01/2019	06/30/2020

Product No	Product Description	Completion Date
1	Go Human annual report	06/30/2020

**TASK: 20-050.0169.06**

**TASK BUDGET: \$875,239**

**TASK NAME: ACTIVE TRANSPORTATION PROGRAM**

Carryover  Ongoing  **PROJECT MANAGER: RYE BAERG**

**PREVIOUS ACCOMPLISHMENTS**

Preparation and board approval of the Cycle 4 Regional ATP. Selection of Planning and Non-infrastructure projects through the 2018 Sustainable Communities Program to be funded with ATP resources and administered by SCAG .

**OBJECTIVES**

Facilitate the selection and programming of Active Transportation projects that improve safety , encourage physical activity, and support and grow the economy. Monitor project delivery and identify lessons learned for future program guidelines.



**WORK ELEMENT: 050 - ACTIVE TRANSPORTATION PLANNING**

**STEPS AND PRODUCTS**

Step No	Step Description	Work Type	P	T	O	Start Date	End Date
1	Facilitate program administration. Program administration includes convening of the ATP Subcommittee, scheduling and facilitating ATP Subcommittee meetings, producing meeting minutes, developing meeting agendas, and managing the programming of the MPO component	Staff	<input type="checkbox"/>	<input type="checkbox"/>	<input type="checkbox"/>	07/01/2019	06/30/2020
2	Oversee project development assistance. This includes administration, technical and design support for projects that have been selected for funding as well as preparation and enhancements for ATP applications.	Staff/Consultant	<input type="checkbox"/>	<input type="checkbox"/>	<input type="checkbox"/>	07/01/2019	06/30/2020

Product No	Product Description	Completion Date
1	Board Reports reflecting Program Amendments as Needed	06/30/2020

**TASK: 20-050.0169.07**

**TASK BUDGET: \$200,000**

**TASK NAME: SCAG REGIONAL ACTIVE TRANSPORTATION DATA PARTNERSHIP PLATFORM**

Carryover  Ongoing  **PROJECT MANAGER: RYE BAERG**

**PREVIOUS ACCOMPLISHMENTS**

Previously in FY19 150.4095.03. SCAG previously developed a new user interface, mobile app and web data viewer for bicycle and pedestrian count data around the region. SCAG also updated the regional bikeway shapefile through the local input process.

**OBJECTIVES**

This task supports expanding performance monitoring and modeling efforts by active transportation geodata integration and development of the Active Transportation Database platform in collaboration with cities, counties, subregions and state partners.

This task anticipates further steps and products in future years

**WORK ELEMENT: 050 - ACTIVE TRANSPORTATION PLANNING**

**STEPS AND PRODUCTS**

Step No	Step Description	Work Type	P	T	O	Start Date	End Date
1	Conduct outreach activities to the CTCs and local jurisdictions to collect input into the development of tools used for bicycle and pedestrian data collection.	Staff	<input type="checkbox"/>	<input type="checkbox"/>	<input type="checkbox"/>	07/01/2019	06/30/2020
2	Integrated bicycle network geodata with SCAG Street Network geodata to inform modeling outcomes and provide data to local jurisdictions.	Staff/Consultant	<input type="checkbox"/>	<input type="checkbox"/>	<input type="checkbox"/>	07/01/2019	06/30/2020
3	Work with modeling department to calibrate and validate SCAG AT models with the latest data, conduct peer reviews, and implement the models.	Staff	<input type="checkbox"/>	<input type="checkbox"/>	<input type="checkbox"/>	07/01/2019	06/30/2020

Product No	Product Description	Completion Date
1	Updated Active Transportation Street Network Geodata.	06/30/2020
2	Active Transportation Database Upgrades and Tools.	06/30/2020

**TASK: 20-050.0169.08**

**TASK BUDGET: \$451,193**

**TASK NAME: PUBLIC HEALTH**

Carryover  Ongoing  **PROJECT MANAGER: RYE BAERG**

**PREVIOUS ACCOMPLISHMENTS**

Preparation of analysis and white paper to be included in SoCal Connect plan.  
This task used to be 225.266.01.

**OBJECTIVES**

Provide leadership and strategic policy formulation for transportation and land use-related public health in the SCAG region. Through the development of appropriate Regional Transportation Plan performance measures for public health. And providing a forum for information sharing and identify best practices employed at the local level. Support adoption of local practices that implement the RTP/SCS through fellowship program. Promote active transportation safety and encouragement among the general population.

Partnerships with other governmental entities, public universities, institutes of higher education, and non-profit organizations. These contracts would meet the requirements outlined in the State Contracting Manual, Section 3.06 Contracts with Other Governmental Entities and Public Universities, and Section 3.15 Contracts with Non-Profit Organizations. Additionally, institutes of higher education would meet the definition in 20 U.S.C. 1001, Chapter 28.

**WORK ELEMENT: 050 - ACTIVE TRANSPORTATION PLANNING**

**STEPS AND PRODUCTS**

Step No	Step Description	Work Type	P	T	O	Start Date	End Date
1	Provide resources to the non-profit organization to provide technical support to cities through Fellowship Program.	Non-Profits/IHL	<input type="checkbox"/>	<input type="checkbox"/>	<input type="checkbox"/>	07/01/2019	06/30/2020
2	Coordinate public health working group to share best practices and support local agencies in implementing SoCal Connect	Staff	<input type="checkbox"/>	<input type="checkbox"/>	<input type="checkbox"/>	07/01/2019	06/30/2020
3	Finalize public health analysis components of SoCal Connect and appendix, including reviewing and incorporating public comment.	Staff	<input type="checkbox"/>	<input type="checkbox"/>	<input type="checkbox"/>	07/01/2019	06/30/2020

Product No	Product Description	Completion Date
1	SoCal Connect: Public Health Appendix	05/01/2020
2	Report on technical support to local and regional agencies through fellowship	06/30/2020



# Caltrans Report

FY 2019 - 2020 OWP

**WORK ELEMENT: 055 - REGIONAL FORECASTING, SOCIOECONOMIC TECHNICAL & POLICY ANALYSIS**

**DEPARTMENT: 423 - RESEARCH & ANALYSIS DEPT.**

**MANAGER: FRANK WEN** **TOTAL BUDGET: \$3,360,991**

**SUMMARY OF PROGRAM EXPENDITURES**

<u>Category</u>	<u>SCAG</u>	<u>Consultant</u>	<u>Consultant TC</u>	<u>Non-Profits/IHL</u>	<u>Total</u>
01. Salary	337,739	0	0	0	337,739
02. Benefits	268,520	0	0	0	268,520
03. Temp Staff	0	0	0	0	0
04. Indirect Cost	755,983	0	0	0	755,983
05. Printing	8,000	0	0	0	8,000
06. Travel	30,500	0	0	0	30,500
07. Other	817,455	0	0	0	817,455
08. Consultant	0	255,400	0	0	255,400
09. Consultant TC	0	0	600,000	0	600,000
10. Non-Profits/IHL	0	0	0	0	0
11. In-Kind Commits	287,394	0	0	0	287,394
12. Cash/Local Other	0	0	0	0	0
<b>Total</b>	<b>\$2,505,591</b>	<b>\$255,400</b>	<b>\$600,000</b>	<b>\$0</b>	<b>\$3,360,991</b>
Toll Credits/Not an expenditure	0	0	68,821	0	68,821

**WORK ELEMENT: 055 - REGIONAL FORECASTING, SOCIOECONOMIC TECHNICAL & POLICY ANALYSIS**

**SUMMARY OF PROGRAM REVENUES**

<u>Fund Source</u>	<u>SCAG</u>	<u>Consultant</u>	<u>Non-Profits/IHL</u>	<u>Consultant TC</u>	<u>Total</u>
01. FHWA PL	1,649,987	0	0	0	1,649,987
02. FHWA PL C/O	0	0	0	0	0
03. FTA 5303	0	0	0	600,000	600,000
04. FTA 5303 C/O	568,210	0	0	0	568,210
05. FTA 5304	0	0	0	0	0
06. FHWA SP&R	0	0	0	0	0
07. Federal Other	0	0	0	0	0
08. TDA	0	210,400	0	0	210,400
09. SB1 Adaptation	0	0	0	0	0
10. SB1 Competitive	0	0	0	0	0
11. SB1 Formula	0	0	0	0	0
12. State Other	0	0	0	0	0
13. In-Kind Commits	287,394	0	0	0	287,394
14. Cash/Local Other	0	45,000	0	0	45,000
<b>Total</b>	<b>\$2,505,591</b>	<b>\$255,400</b>	<b>\$0</b>	<b>\$600,000</b>	<b>\$3,360,991</b>
Toll Credits/Not a revenue	0	0	0	68,821	68,821

**PAST ACCOMPLISHMENTS**

SCAG continued building on state-of-the-art forecasting methodology and data/statistics support such that regional growth estimates and forecasts are technically sound and meet the Best Practices of MPOs general forecasting practices. SCAG also continued to work with a panel of experts and other stakeholders to develop the most advanced methodology and reasonable assumptions to develop estimates and forecasts at the regional and county level. Work under this program incorporated the new information from the American Community Survey into the growth forecast process; responded to the legal requirement of SB 375; provided advanced research and technical support for special projects on regional growth forecasts and estimates. SCAG also strengthened its relationships with Southern California's universities and colleges, along with international research and planning partners, to expand the knowledge base and enhance the quality of long range planning activities. SCAG hosted the 29th annual SCAG/USC Demographic Workshop and 9th Annual Economic Summit. SCAG collaborates with Cal Poly Pomona researchers

**WORK ELEMENT: 055 - REGIONAL FORECASTING, SOCIOECONOMIC TECHNICAL & POLICY ANALYSIS**

to further the research related to travel safety and collision. SCAG's delegation of elected officials and planning staff were invited to China and Israel to share and learn best planning practices in the areas of regional collaboration, governance, big data and analytics, demographics, resilience, emergency responses, and earthquake preparation and planning. As part of the efforts in developing Connect SoCal-the 2020 RTP/SCS, SCAG staff completed 1-1 meetings with 197 local jurisdictions and provide technical assistance to 80 jurisdictions to complete the bottom up local review and input process. To promote the new financing mechanism for housing and infrastructure investment under Enhanced Infrastructure Financing Districts (EIFDs) / Community Revitalization and Investment Authorities (CRIAs) across the region, SCAG developed the data and online applications and set up several EIFD/ CRIA pilots to further local jurisdictions and stakeholders' capacity to augment available revenue for infrastructure and transportation investment.

**OBJECTIVE**

The key focus of this work element is to collect, compile, assess, analyze, and research socioeconomic, technology advancement, and demographic data and their trends, develop value-added information products, including but not limited to regional and county-level population, household and employment estimates and projections, policy and regional planning implications in housing, land use, transportation, economy, job creation, innovative financing mechanisms, etc. which will be used for implementing and evaluating the 2016 Regional Transportation Plan and Sustainable Communities Strategy (RTP/SCS), and developing the innovative strategies for the 2020 RTP/SCS—Connect SoCal. Essential to the program is the development of state-of-the-art growth forecasting methodology and best practices in environmental justice, land use, housing, construction and socioeconomic trends analysis. This program also addresses the following: promote and advance in-house research and capacity with trainings and teaching research methodology, data, analytical tools—GIS, statistics, programming across the agency. Collaboration with universities, research institutes and international planning partners and peer agencies jointly conduct research and data sharing on important and emerging regional challenges and issues. Serve as the regional data and information hub, promote data and information driven decision making process and outcome. Additional program objectives include actively promote and advocate SCAG's innovative planning practices and experiences across the nation and internationally by organizing and conducting summits, workshops, symposiums, participation, presentation at key conferences, and publications in the peer-reviewed journals.

**PROJECT: INTEGRATED GROWTH FORECASTS**

**DEPARTMENT NAME: 423 - RESEARCH & ANALYSIS DEPT.**

**MANAGER: FRANK WEN**

**TOTAL BUDGET: \$396,180**

**PROJECT DESCRIPTION**

Develop Regional Growth estimates and forecasts, which are technically sound and acceptable-through enhanced forecasting methodologies and tools, and interactive public outreach. Collaborate with universities and researchers to conduct regionally significant planning research including: demographic patterns, labor force, economy, housing, transportation, environment, and other planning issues.

**PROJECT PRODUCT(S)**

Updated Socio-economic and other data sets necessary for 2016 RTP Growth Forecast.  
 Technical reports on various elements of Growth Forecasting methodology.  
 Research reports on regionally significant planning issues.  
 Workshops and conferences.



**WORK ELEMENT: 055 - REGIONAL FORECASTING, SOCIOECONOMIC TECHNICAL & POLICY ANALYSIS**

**TASK: 20-055.0133.06** **TASK BUDGET: \$396,180**  
**TASK NAME: UNIVERSITY PARTNERSHIP & COLLABORATION**

Carryover  Ongoing  **PROJECT MANAGER: JOHN CHO**

**PREVIOUS ACCOMPLISHMENTS**

In the last fiscal year, we held discussions of demographic changes and planning implications, policy responses and options with university faculties. Hosted the 29th Annual Demographic Workshop jointly with USC and other seminars to discuss the priority topic areas and policy implications and options as it relates to the 2020 RTP/SCS. Research funding and projects were also provided to local universities, for example, UC Irvine and Calpoly Pomona to conduct researches on crime, transit ridership and housing development capacity in potential infill sites.

**OBJECTIVES**

Conduct advanced research and analyses of the selected priority topic areas with participation of university researchers and students. Discussions of demographic changes and planning implications, policy responses and options. Host workshops or seminars to discuss the priority topic areas and policy implications and options as it relates to the 2020 RTP/SCS.

**STEPS AND PRODUCTS**

Step No	Step Description	Work Type	P	T	O	Start Date	End Date
1	Host workshops or seminars to discuss the priority topic areas and policy implications and options	Staff/Consultant	<input type="checkbox"/>	<input checked="" type="checkbox"/>	<input checked="" type="checkbox"/>	07/01/2019	06/30/2020
2	Conduct research and analyses of the selected priority topic areas with participation of university researchers and students. Discuss planning implications, policy responses and options.	Staff/Consultant	<input checked="" type="checkbox"/>	<input checked="" type="checkbox"/>	<input checked="" type="checkbox"/>	07/01/2019	06/30/2020

Product No	Product Description	Completion Date
1	Proceedings/ reports/ presentation materials of workshops and seminars.	06/30/2020
2	Research reports on the research on the selected topic areas	06/30/2020

**PROJECT: REGION WIDE DATA COLLECTION & ANALYSIS**

**DEPARTMENT NAME: 423 - RESEARCH & ANALYSIS DEPT.**  
**MANAGER: FRANK WEN** **TOTAL BUDGET: \$1,371,520**

**PROJECT DESCRIPTION**

To provide data and information to better serve the needs of the agency with respect to Regional Transportation Planning and Sustainable Communities Strategy. To collect, develop, and analyze data and information that supports the planning activities of the agency—including, but not limited to, the Regional Transportation Plan, Integrated Growth Forecast, Integrated Transportation and Land Use Model, Regional Housing Needs Assessment, and other planning activities. To coordinate data sharing among SCAG and other stakeholders.



**WORK ELEMENT: 055 - REGIONAL FORECASTING, SOCIOECONOMIC TECHNICAL & POLICY ANALYSIS**

**PROJECT PRODUCT(S)**

This particular project includes purchases of regionally significant datasets, licenses, and subscriptions, which support and enhance SCAG's planning activities. These datasets are including, but not limited to, regional employment, traffic counts, UCLA business forecast, building permits, median home prices, retail sales data, population, and household information.

**TASK: 20-055.0704.02** **TASK BUDGET: \$1,371,520**  
**TASK NAME: REGION-WIDE DATA COORDINATION**

Carryover  Ongoing  **PROJECT MANAGER: TOM VO**

**PREVIOUS ACCOMPLISHMENTS**

- In the fiscal year 2019, this project has supported the planning and development of socioeconomic and transportation-related data for the 2020 RTP/SCS. The accomplishments of FY19 are as follows:
- Renewal of subscription for Citilabs Cube Land licenses, Social Explorer, REMI economic model, and Profamy software
  - Purchases of several transportation-related data (e.g. highway, transit network, traffic flow, speed, OD patterns, parking cost, etc.), and socioeconomic data (building permits, foreclosures, employment, etc.)
  - Subscription of the California MPO Cooperative Household Travel Survey
  - Subscription of the Journal of the American Planning Association (JAPA), Real Estate Research Council, California Planning and Development Report, and the Transportation Monitor Report
  - Subscription of the Center of Demographic Research (CDR) for their assistance in demographic research in support of the integrated growth forecast for the development of RTP/SCS

**OBJECTIVES**

Develop, maintain and enhance data and information to support planning and decision making in a timely and effective manner. To provide quality data analysis, reports, and information to support decision makers and promote economic development. In addition, these datasets play a significant role in producing empirical results and analyses for the RTP/SCS development and research.

**STEPS AND PRODUCTS**

Step No	Step Description	Work Type	P	T	O	Start Date	End Date
1	Collect data and information to support SCAG planning activities.	Staff	<input type="checkbox"/>	<input type="checkbox"/>	<input checked="" type="checkbox"/>	07/01/2019	06/30/2020
2	Perform data analyses to support the planning mandates and activities of the agency.	Staff	<input type="checkbox"/>	<input type="checkbox"/>	<input type="checkbox"/>	07/01/2019	06/30/2020
3	Maintain SCAG's Census Data Center. Coordinate activities including training with staff from the Census Regional Office.	Staff	<input type="checkbox"/>	<input type="checkbox"/>	<input type="checkbox"/>	07/01/2019	06/30/2020
4	Provide SCAG data and information to both internal and external users. Keep a log of all requests.	Staff	<input type="checkbox"/>	<input type="checkbox"/>	<input checked="" type="checkbox"/>	07/01/2019	06/30/2020
5	Serve on the Enterprise GIS Steering Committee to integrate data with GIS.	Staff	<input type="checkbox"/>	<input type="checkbox"/>	<input checked="" type="checkbox"/>	07/01/2019	06/30/2020





**WORK ELEMENT: 055 - REGIONAL FORECASTING, SOCIOECONOMIC TECHNICAL & POLICY ANALYSIS**

Product No	Product Description	Completion Date
1	Copy of socioeconomic database (building permit, property transaction data, EDD QCEW)	06/30/2020
2	Copy of street centerline file	06/30/2020
3	Report of data/information/GIS requests handled by staff	06/30/2020
4	Copy of planning subscription data (UCLA forecast, Real Estate Research Council)	06/30/2020
5	Copy of transportation data (HERE, INRIX)	06/30/2020
6	Copy of land use database (parcel, parking, building footprint)	06/30/2020

**PROJECT: SOUTHERN CALIFORNIA ECONOMIC GROWTH STRATEGY**

DEPARTMENT NAME: 423 - RESEARCH & ANALYSIS DEPT.  
 MANAGER: FRANK WEN TOTAL BUDGET: \$224,313

**PROJECT DESCRIPTION**

Examination of regional and county-level economic factors—including, but not limited to, the socioeconomic, housing and demographic trends, workforce development, international trade, emerging innovations and technology advancement, regulatory environment, pending and current legislation, and enhanced infrastructure financing districts (EIFDs) and other sources of funding for infrastructure development—and how these factors, along with SCAG’s planning activities—including, but not limited to, the Regional Transportation Plan/Sustainable Communities Strategy (RTP/SCS) and the Federal Transportation Improvement Plan (FTIP)—have an impact on the economic and job growth prospects for the individual county-level and regional economies.

**PROJECT PRODUCT(S)**

Update to the Southern California Economic Growth Strategy, which may include, but may not necessarily be limited to, the following: 1) Development of policy recommendations and regulatory approaches that could reduce the cost and delivery time of major infrastructure projects; 2) Examination of how enhanced infrastructure financing districts (EIFDs) and other innovative funding tools can contribute to the development and implementation of infrastructure projects; and 3) Investigation of housing and workforce as foundations for economic development and job creation.

TASK: **20-055.1531.01** TASK BUDGET: \$108,791  
 TASK NAME: **SOUTHERN CALIFORNIA ECONOMIC GROWTH STRATEGY**

Carryover  Ongoing  PROJECT MANAGER: KEVIN KANE

**PREVIOUS ACCOMPLISHMENTS**

Held successful Southern California Economic Summit in December 2018 with the theme of "Exponential Growth, Exponential Future" highlighting economic trends in the region and its constituent counties as well as highlighting cutting-edge opportunities in tech and mobility innovations. County-level economic reports were generated by consultants through this item and were disseminated to stakeholders during the summit and online afterward.

**WORK ELEMENT: 055 - REGIONAL FORECASTING, SOCIOECONOMIC TECHNICAL & POLICY ANALYSIS**

**OBJECTIVES**

Through the agency’s analyses, SCAG has produced information quantifying the economic benefits of reducing congestion. The objective of the Southern California Economic Growth Strategy is to continue this analysis to provide information to support regional decision making and long-range transportation and land use planning, as well as a common set of short and long-term priorities and recommendations for the region to help businesses, public agencies, and communities improve their economic viability.

**STEPS AND PRODUCTS**

Step No	Step Description	Work Type	P	T	O	Start Date	End Date
1	Develop a short-term (less than 5 years) and long-term (more than 5 years) action plan for successful RTP strategies to reduce congestion and ensure livability and economic viability.	Staff/Consultant	<input type="checkbox"/>	<input type="checkbox"/>	<input type="checkbox"/>	07/01/2019	06/30/2020
2	Conduct outreach to affected stakeholders in support of step 1.	Staff/Consultant	<input type="checkbox"/>	<input type="checkbox"/>	<input type="checkbox"/>	07/01/2019	06/30/2020
3	Identify opportunities for and build partnerships to expedite delivery and implementation of adopted RTP/SCS.	Staff/Consultant	<input type="checkbox"/>	<input type="checkbox"/>	<input type="checkbox"/>	07/01/2019	06/30/2020

Product No	Product Description	Completion Date
1	Case studies, reports and fact sheets quantifying economic benefits of transportation investments through case studies, reports, and/or fact sheets.	06/30/2020
2	Framework for development of RTP/SCS Economic and Job Creation Analysis.	06/30/2020

**TASK: 20-055.1531.02** **TASK BUDGET: \$115,522**

**TASK NAME: ECONOMIC ANALYSIS OF TRANSPORTATION PLANNING ACTIVITIES & INVESTMENTS**

Carryover  Ongoing  **PROJECT MANAGER: JOHN CHO**

**PREVIOUS ACCOMPLISHMENTS**

Began process to develop and refine the framework for the RTP/SCS Economic and Job Creation Analysis.

**OBJECTIVES**

Through various analyses, SCAG has produced information quantifying the economic benefits of the agency’s transportation planning efforts and investments into the region’s transportation infrastructure . The objective will be to continue this economic analysis in a number of areas including, but not limited to, regional transportation plans, regional economic outlooks, county economic reports, and SCAG’s various planning program areas.



**WORK ELEMENT: 055 - REGIONAL FORECASTING, SOCIOECONOMIC TECHNICAL & POLICY ANALYSIS**

**STEPS AND PRODUCTS**

Step No	Step Description	Work Type	P	T	O	Start Date	End Date
1	Continue to assess and articulate economic and job creation benefits associated with the adopted RTP/SCS.	Staff/Consultant	<input type="checkbox"/>	<input type="checkbox"/>	<input type="checkbox"/>	07/01/2019	06/30/2020
2	Quantify economic benefits of transportation investments through case studies, reports and/or fact sheets	Staff/Consultant	<input type="checkbox"/>	<input type="checkbox"/>	<input type="checkbox"/>	07/01/2019	06/30/2020
3	Develop and refine framework for the RTP/SCS Economic and Job Creation Analysis.	Staff/Consultant	<input type="checkbox"/>	<input type="checkbox"/>	<input type="checkbox"/>	07/01/2019	06/30/2020

Product No	Product Description	Completion Date
1	Case studies, reports and fact sheets quantifying economic benefits of transportation investments through case studies, reports, and/or fact sheets.	06/30/2020
2	Framework for development of RTP/SCS Economic and Job Creation Analysis.	06/30/2020

**PROJECT: SCENARIO PLANNING & LOCAL INPUT: PATHWAYS TO THE 2020 RTP/SCS**

DEPARTMENT NAME: 423 - RESEARCH & ANALYSIS DEPT.  
 MANAGER: FRANK WEN TOTAL BUDGET: \$1,368,978

**PROJECT DESCRIPTION**

Scenario Planning & Local Input: Pathways to the 2020 RTP/SCS. Previously in FY19 project was 150.4096

**PROJECT PRODUCT(S)**

Research reports on the regional forecasting and modeling practice, and the current and emerging urban and transportation issues. Technical reports on various elements of preliminary growth forecasting assumptions and methodology for 2020 RTP/SCS Growth Forecast. Preliminary socio-economic and other data sets necessary for 2020 RTP/SCS Growth Forecast Documentation and review of requests from local jurisdictions' proposal to implement RTP/SCS Summary of outreach to local jurisdiction, one-on-one meeting, and SPM training including date, comments, and follow up. Meeting materials that are used to communicate with local jurisdictions and stakeholders. Meeting notes that includes dates, agenda, and comments. Regional Housing Needs Assessment (RHNA) methodology developed by collaboration with local jurisdictions and approved by RC. Staff report submitted to RC.

TASK: **20-055.4856.01** TASK BUDGET: \$709,653  
 TASK NAME: **REGIONAL GROWTH AND POLICY ANALYSIS**

Carryover  Ongoing  PROJECT MANAGER: JOHN CHO



**WORK ELEMENT: 055 - REGIONAL FORECASTING, SOCIOECONOMIC TECHNICAL & POLICY ANALYSIS**

**PREVIOUS ACCOMPLISHMENTS**

In the last fiscal year, we produced SCAG’s preliminary range of regional/county growth forecasts for 2020 RTP/SCS (Connect SoCal) with updated economic-demographic projection model. Staff conducted demographic and economic research to address emerging planning research questions raised during the regional planning process. We also conducted consulting projects including “Big data research: demographic change, housing choice, and socioeconomic trends,” “Analysis of Pedestrian Collisions at Mid-Blocks and Intersections,” and several pilots across the region about “Tax Increment Financing.”

**OBJECTIVES**

Prepare the preliminary integrated growth forecast with input from local jurisdictions for 2020 RTP/SCS. Conduct historical and base year socioeconomic data and trend analysis. Conduct advanced study on urban and regional issues important to growth planning for the 2020 RTP/SCS.

**STEPS AND PRODUCTS**

Step No	Step Description	Work Type	P	T	O	Start Date	End Date
1	Evaluate, update and improve regional growth estimation/forecasting assumptions and methodologies that will be used in the RTP/SCS development and modeling process.	Staff	<input type="checkbox"/>	<input checked="" type="checkbox"/>	<input type="checkbox"/>	07/01/2019	06/30/2020
2	Research, evaluate, update and improve regional growth forecasting models.	Staff/Consultant	<input type="checkbox"/>	<input type="checkbox"/>	<input type="checkbox"/>	07/01/2019	06/30/2020
3	Collect and analyze new and existing socio-economic data including vital statistics, migration, household formation, housing, employment, etc. from diverse private and public sources.	Staff	<input type="checkbox"/>	<input type="checkbox"/>	<input type="checkbox"/>	07/01/2019	06/30/2020
4	Conduct research and analyses of the current and emerging urban and transportation issues and to seek policy options to improve regional transportation system.	Staff	<input checked="" type="checkbox"/>	<input checked="" type="checkbox"/>	<input type="checkbox"/>	07/01/2019	06/30/2020

Product No	Product Description	Completion Date
1	Research reports on various planning topics	06/30/2020
2	Presentation materials on various planning topics.	06/30/2020

**TASK: 20-055.4856.02** **TASK BUDGET: \$378,052**  
**TASK NAME: OUTREACH AND TECHNICAL COLLABORATION**

Carryover  Ongoing  **PROJECT MANAGER: KIMBERLY CLARK**

**PREVIOUS ACCOMPLISHMENTS**

Work under this project established the guiding principles for the Bottom-Up Local Input and Envisioning Process, which were adopted by SCAG's Regional Council in October of 2017. Staff also established a work plan and distributed it to each jurisdiction's city manager and planning director in November/December of 2017. SCAG began

**WORK ELEMENT: 055 - REGIONAL FORECASTING, SOCIOECONOMIC TECHNICAL & POLICY ANALYSIS**

meeting one-on-one with each jurisdiction in November of 2017 to review the base information for the upcoming 2020 Regional Transportation Plan and Sustainable Communities Strategy (RTP/SCS).

**OBJECTIVES**

Supporting outreach to local jurisdictions including SPM training, local input process, one-on-one meeting and so on.

**STEPS AND PRODUCTS**

Step No	Step Description	Work Type	P	T	O	Start Date	End Date
1	Finalize and refine data elements developed through the collaborative Bottom-Up Local Input and Envisioning Process	Staff	<input type="checkbox"/>	<input type="checkbox"/>	<input type="checkbox"/>	07/01/2019	06/30/2020
2	Publish final materials for the Bottom-Up Local Input and Envisioning Process, including live web-based map services to SCAG's Open Data Portal	Staff	<input type="checkbox"/>	<input type="checkbox"/>	<input type="checkbox"/>	07/01/2019	06/30/2020
3	Link data elements developed through the Bottom-Up Local Input and Envisioning Process to ongoing planning efforts at SCAG, including the Regional Housing Needs Assessment (RHNA), the Regional Transportation Plan (RTP), and Sustainable Communities Strategy (SCS).	Staff	<input type="checkbox"/>	<input type="checkbox"/>	<input type="checkbox"/>	07/01/2019	06/30/2020
4	Host internal and external trainings on SCAG's data elements derived from the Bottom-Up Local Input and Envisioning Process	Staff	<input type="checkbox"/>	<input checked="" type="checkbox"/>	<input type="checkbox"/>	07/01/2019	06/30/2020

Product No	Product Description	Completion Date
1	Published materials and web-based map services derived from data developed through the Bottom-Up Local Input and Envisioning Process	06/30/2020
2	Geodatabases and data elements derived from the Bottom-Up Local Input and Envisioning Process	06/30/2020
3	Training materials for internal and external trainings on data elements derived through the Bottom-up Local Input and Envisioning Process	06/30/2020

**TASK: 20-055.4856.04** **TASK BUDGET: \$281,273**  
**TASK NAME: TAX INCREMENT FINANCING FOR SUSTAINABLE GROWTH**

Carryover  Ongoing  **PROJECT MANAGER: KIMBERLY CLARK**

**PREVIOUS ACCOMPLISHMENTS**

SCAG has conducted a number of pilot studies to examine the viability of establishing Enhanced Infrastructure Financing Districts (EIFDs) / Community Revitalization and Investment Authorities (CRIAs) to support a regionally significant transportation or community development project:

- Redlands Passenger Rail Project
- Carousel Mall in the City of San Bernardino (Redlands Passenger Rail Project Planned Station)
- OC Streetcar / Santa Ana Regional Transportation Center Station Improvements
- Crenshaw Transit Station Planned Improvements

**WORK ELEMENT: 055 - REGIONAL FORECASTING, SOCIOECONOMIC TECHNICAL & POLICY ANALYSIS**

- City of Placentia Metrolink Station
- Salton Sea Restoration
- City of Santa Ana Civic Center revitalization
- City of South Gate Gateway District Specific Plan
- Wilmington / San Pedro Waterfront
- Los Angeles Union Station/Civic Center District Study (SCAG Sustainable Communities Program)
- Hollywood Central Park (SCAG Sustainable Communities Program)
- Park 101 Freeway Cap Park (SCAG Sustainable Communities Program)
- City of Burbank Golden State Specific Plan Area (SCAG Sustainable Communities Program)

**OBJECTIVES**

Conduct pilot studies and provide technical assistance to local jurisdictions for establishing tax increment financing districts to spur sustainable infrastructure, affordable housing, and transit-oriented growth.

**STEPS AND PRODUCTS**

Step No	Step Description	Work Type	P	T	O	Start Date	End Date
1	Conduct pilot studies to evaluate the viability and benefit of pursuing tax increment financing districts to support regionally significant housing and transportation projects.	Staff/Consultant	<input type="checkbox"/>	<input type="checkbox"/>	<input type="checkbox"/>	07/01/2019	06/30/2020
2	Engage with stakeholders to review results of pilot studies and connect decision-makers with actionable next steps.	Staff/Consultant	<input type="checkbox"/>	<input checked="" type="checkbox"/>	<input type="checkbox"/>	07/01/2019	06/30/2020
3	Provide knowledge transfer to local stakeholders on tax increment financing tools to promote sustainable development.	Staff/Consultant	<input type="checkbox"/>	<input checked="" type="checkbox"/>	<input type="checkbox"/>	07/01/2019	06/30/2020
4	Integrate tax increment financing tools and local economic development measures into regional and statewide long range planning efforts, including the Regional Transportation Plan (RTP), the Sustainable Communities Strategy (SCS), and the Regional Housing Needs Assessment (RHNA).	Staff	<input type="checkbox"/>	<input type="checkbox"/>	<input type="checkbox"/>	07/01/2019	06/30/2020

Product No	Product Description	Completion Date
1	Pilot Tax Increment Financing Studies	06/30/2020
2	Outreach logs and meeting materials to review pilot studies and/or promote knowledge transfer.	06/30/2020
3	Training materials and interactive tools demonstrating the potential local revenue to be derived from Tax Increment Financing that supports sustainable projects and infrastructure at the local level	06/30/2020

WORK ELEMENT: 060 - CORRIDOR PLANNING

DEPARTMENT: 412 - TRANSPORTATION PLANNING & PROGRAMMING DEPT

MANAGER: NARESH AMATYA

TOTAL BUDGET: \$156,586

SUMMARY OF PROGRAM EXPENDITURES

<u>Category</u>	<u>SCAG</u>	<u>Consultant</u>	<u>Consultant TC</u>	<u>Non-Profits/IHL</u>	<u>Total</u>
01. Salary	34,369	0	0	0	34,369
02. Benefits	27,325	0	0	0	27,325
03. Temp Staff	0	0	0	0	0
04. Indirect Cost	76,931	0	0	0	76,931
05. Printing	0	0	0	0	0
06. Travel	0	0	0	0	0
07. Other	0	0	0	0	0
08. Consultant	0	0	0	0	0
09. Consultant TC	0	0	0	0	0
10. Non-Profits/IHL	0	0	0	0	0
11. In-Kind Commits	17,961	0	0	0	17,961
12. Cash/Local Other	0	0	0	0	0
<b>Total</b>	<b>\$156,586</b>	<b>\$0</b>	<b>\$0</b>	<b>\$0</b>	<b>\$156,586</b>
Toll Credits/Not an expenditure	0	0	0	0	0

**WORK ELEMENT: 060 - CORRIDOR PLANNING**

**SUMMARY OF PROGRAM REVENUES**

<u>Fund Source</u>	<u>SCAG</u>	<u>Consultant</u>	<u>Non-Profits/IHL</u>	<u>Consultant TC</u>	<u>Total</u>
01. FHWA PL	138,625	0	0	0	138,625
02. FHWA PL C/O	0	0	0	0	0
03. FTA 5303	0	0	0	0	0
04. FTA 5303 C/O	0	0	0	0	0
05. FTA 5304	0	0	0	0	0
06. FHWA SP&R	0	0	0	0	0
07. Federal Other	0	0	0	0	0
08. TDA	0	0	0	0	0
09. SB1 Adaptation	0	0	0	0	0
10. SB1 Competitive	0	0	0	0	0
11. SB1 Formula	0	0	0	0	0
12. State Other	0	0	0	0	0
13. In-Kind Commits	17,961	0	0	0	17,961
14. Cash/Local Other	0	0	0	0	0
<b>Total</b>	<b>\$156,586</b>	<b>\$0</b>	<b>\$0</b>	<b>\$0</b>	<b>\$156,586</b>
Toll Credits/Not a revenue	0	0	0	0	0

**PAST ACCOMPLISHMENTS**

In FY 2018-19, SCAG continued to partake in various corridor planning studies providing input and feedback as related to the 2016 RTP/SCS. SCAG anticipates completing the I-105 Corridor Sustainability Study during this fiscal year.

**OBJECTIVE**

Provide input to the Regional Transportation Plan/Sustainable Communities Strategy (RTP/SCS) on the design concept and scope of major transportation corridor investments, as identified upon the completion of corridor planning studies conducted under this work element and in partnership with other agencies. Ensure that corridor planning studies are completed in accordance with federal transportation planning requirements as identified in 23 CFR 450.





WORK ELEMENT: 060 - CORRIDOR PLANNING

PROJECT: CORRIDOR PLANNING

DEPARTMENT NAME: 412 - TRANSPORTATION PLANNING & PROGRAMMING DEPT

MANAGER: NARESH AMATYA

TOTAL BUDGET: \$156,586

#### PROJECT DESCRIPTION

Provide input to 2016-2040 Regional Transportation Plan/Sustainable Communities Strategy (RTP/SCS) Amendments and the 2020 RTP/SCS on the Locally-Preferred Strategies of major transportation investments as identified by Multimodal, Corridor Planning Studies performed by SCAG and/or in partnership with other agencies.

#### PROJECT PRODUCT(S)

Draft and final corridor studies, meeting minutes, and notes summarizing key points on major corridor studies.

TASK: 20-060.0124.01

TASK BUDGET: \$156,586

TASK NAME: CORRIDOR PLANNING

Carryover  Ongoing  PROJECT MANAGER: NARESH AMATYA

#### PREVIOUS ACCOMPLISHMENTS

Incorporated corridor study feedback into the 2016 RTP/SCS Amendments.

#### OBJECTIVES

SCAG will continue to provide our stakeholders with input on major corridor studies. Work completed under this task will provide input to the upcoming 2020 RTP/SCS on the locally-preferred strategies of major transportation investments, as identified upon the completion of multimodal corridor planning studies conducted under this work element and in partnership with other agencies.

**WORK ELEMENT: 060 - CORRIDOR PLANNING**

**STEPS AND PRODUCTS**

Step No	Step Description	Work Type	P	T	O	Start Date	End Date
1	Participate and provide input on corridor study efforts led by other regional planning partner agencies including Caltrans, county transportation commissions, and subregions.	Staff	<input type="checkbox"/>	<input type="checkbox"/>	<input type="checkbox"/>	07/01/2019	06/30/2020
2	Step Description Provide input into the 2020 RTP/SCS update regarding changes to regionally significant transportation investments, based upon completion and approval of corridor planning studies. Provide input into the 2020 RTP/SCS update regarding changes to regionally significant transportation investments, based upon completion and approval of corridor planning studies.	Staff	<input type="checkbox"/>	<input type="checkbox"/>	<input type="checkbox"/>	07/01/2019	06/30/2020

Product No	Product Description	Completion Date
1	Updated 2020 RTP/SCS Project List and relevant sections of 2020 RTP/SCS	06/30/2020

WORK ELEMENT: 065 - SUSTAINABILITY PROGRAM

DEPARTMENT: 426 - SUSTAINABILITY DEPT.

MANAGER: JASON GREENSPAN

TOTAL BUDGET: \$1,969,958

SUMMARY OF PROGRAM EXPENDITURES

<u>Category</u>	<u>SCAG</u>	<u>Consultant</u>	<u>Consultant TC</u>	<u>Non-Profits/IHL</u>	<u>Total</u>
01. Salary	237,549	0	0	0	237,549
02. Benefits	188,864	0	0	0	188,864
03. Temp Staff	0	0	0	0	0
04. Indirect Cost	531,712	0	0	0	531,712
05. Printing	0	0	0	0	0
06. Travel	12,250	0	0	0	12,250
07. Other	7,500	0	0	0	7,500
08. Consultant	0	550,000	0	0	550,000
09. Consultant TC	0	0	360,901	0	360,901
10. Non-Profits/IHL	0	0	0	0	0
11. In-Kind Commits	81,182	0	0	0	81,182
12. Cash/Local Other	0	0	0	0	0
<b>Total</b>	<b>\$1,059,057</b>	<b>\$550,000</b>	<b>\$360,901</b>	<b>\$0</b>	<b>\$1,969,958</b>
Toll Credits/Not an expenditure	0	0	41,396	0	41,396

**WORK ELEMENT: 065 - SUSTAINABILITY PROGRAM**

**SUMMARY OF PROGRAM REVENUES**

<u>Fund Source</u>	<u>SCAG</u>	<u>Consultant</u>	<u>Non-Profits/IHL</u>	<u>Consultant TC</u>	<u>Total</u>
01. FHWA PL	626,558	0	0	0	626,558
02. FHWA PL C/O	0	0	0	0	0
03. FTA 5303	0	0	0	360,901	360,901
04. FTA 5303 C/O	0	0	0	0	0
05. FTA 5304	0	0	0	0	0
06. FHWA SP&R	0	0	0	0	0
07. Federal Other	0	0	0	0	0
08. TDA	351,317	550,000	0	0	901,317
09. SB1 Adaptation	0	0	0	0	0
10. SB1 Competitive	0	0	0	0	0
11. SB1 Formula	0	0	0	0	0
12. State Other	0	0	0	0	0
13. In-Kind Commits	81,182	0	0	0	81,182
14. Cash/Local Other	0	0	0	0	0
<b>Total</b>	<b>\$1,059,057</b>	<b>\$550,000</b>	<b>\$0</b>	<b>\$360,901</b>	<b>\$1,969,958</b>
Toll Credits/Not a revenue	0	0	0	41,396	41,396

**PAST ACCOMPLISHMENTS**

Numerous projects were awarded throughout 2018 benefitting jurisdictions to support a variety of planning projects in three categories: Active Transportation, Integrated Land Use/Transportation, and Green Region. These planning projects are in various stages of deployment to directly benefit member jurisdictions. Numerous Toolbox Tuesday sessions were conducted to provide continuing education opportunities for planners in the region.

Joint Work Programs maintained momentum to integrate transportation and sustainability planning, with particular emphasis on regional land conservation. Sustainability Awards continue to recognize region-wide efforts to reduce GHG and promote integrated land use and transportation planning. A revamped program with a series of new categories was identified. Successful partnership with the Local Government Commission on the Civic Sparks Program has continued. Electric vehicle readiness planning was incorporated into the sustainable communities program, and an atlas of personal electric vehicle charging opportunities was prepared. A project identifying ways for



**WORK ELEMENT: 065 - SUSTAINABILITY PROGRAM**

the SCAG region to achieve overall greenhouse gas reductions consistent with State of California goals was launched, and approach for developing climate adaptation strategies was completed.

**OBJECTIVE**

SCAG's Sustainability Program is a core effort for implementing the 2016 Regional Transportation Plan and Sustainable Communities Strategy (RTP/SCS). The program demonstrates that the region can achieve both mobility and air quality goals through local land use and policy changes along with targeted transportation investments. The program also focuses on developing regional resiliency strategies; explores pressing issues and possible challenges Southern California's residents may face in the coming decades; and considers ways to address potential disruptions to anticipated regional development patterns and transportation investments.

**PROJECT: SUSTAINABILITY PROGRAM**

DEPARTMENT NAME: 426 - SUSTAINABILITY DEPT.

MANAGER: JASON GREENSPAN

TOTAL BUDGET: \$1,147,399

**PROJECT DESCRIPTION**

The Sustainability work element promotes implementation of the 2016 RTP/SCS. Along with other regional policies by developing and applying new regionally and locally applicable planning tools. Furthermore, this element provides member jurisdictions with technical assistance for Integrated Transportation, Land Use and Sustainability Planning consistent with the RTP/SCS and other policies.

A major component of this year's work will be continuing the Sustainability Planning Grant Program. Work will also be consistent with Caltrans' Smart Mobility Framework and Complete Streets Program (Deputy Directive 64-R1).

**PROJECT PRODUCT(S)**

- Local assistance outreach material.
- Project final reports.
- Toolbox Tuesdays training events and material for local planners.
- Awards program materials.
- General plan assistance to local governments related to Integrated Transportation and Land Use Planning.

**TASK: 20-065.0137.07 TASK BUDGET: \$93,346**  
**TASK NAME: LOCAL TECHNICAL ASSISTANCE AND TOOLBOX TUESDAYS**

Carryover  Ongoing  PROJECT MANAGER: INDIA BROOKOVER

**PREVIOUS ACCOMPLISHMENTS**

Produced 6 Toolbox Training sessions. Developed program and session topics, recruited speakers, promoted attendance and managed session logistics.

**OBJECTIVES**

Provide Local Technical Assistance and the Toolbox Tuesdays Training Series to build local capacity in innovative and integrated transportation and planning tools. The Toolbox Tuesdays serve as important opportunities for inter-governmental communication. By bringing together planners from diverse areas of the region the sessions

**WORK ELEMENT: 065 - SUSTAINABILITY PROGRAM**

provide opportunities for jurisdictions to learn from each other about successes and failures in new approaches to transportation and planning. In a region as vast as SCAG, forums where staff from dense urban communities can share their concerns and successes with planners from less populated areas are highly valued. Toolbox Tuesdays sessions equip local government planners to think beyond their traditional roles, and respond to new mandates that require collaboration and public participation.

**STEPS AND PRODUCTS**

Step No	Step Description	Work Type	P	T	O	Start Date	End Date
1	Develop Toolbox Tuesdays program and session topics, and recruit speakers.	Staff	<input type="checkbox"/>	<input type="checkbox"/>	<input type="checkbox"/>	07/01/2019	06/30/2020
2	Prepare Toolbox Tuesdays sessions, promote attendance, and manage session logistics.	Staff	<input type="checkbox"/>	<input type="checkbox"/>	<input type="checkbox"/>	07/01/2019	06/30/2020

Product No	Product Description	Completion Date
1	Toolbox Tuesdays training agendas, and presentation materials.	06/30/2020
2	Toolbox Tuesdays registration rosters, and announcements.	06/30/2020

**TASK: 20-065.0137.08**

**TASK BUDGET: \$117,168**

**TASK NAME: SUSTAINABILITY RECOGNITION AWARDS**

Carryover  Ongoing  **PROJECT MANAGER: INDIA BROOKOVER**

**PREVIOUS ACCOMPLISHMENTS**

Prepared application packet and produced call for nominations. Hold Jury Day that gathers planning professionals to assist in determining winners of the Sustainability Recognition Awards. Prepared program materials and managed logistics for Awards reception event.

**OBJECTIVES**

Plan and complete an Awards Program for outstanding examples of integrated transportation and land use planning, implementing the 2016 RTP/SCS at the local level. The Awards Program is meant to inspire the rest of the region to pursue innovative mobility, sustainability, livability and prosperity solutions locally. In addition they allow diverse types of communities to learn from each other, and to realize that there is a variety of transportation and land use planning approaches to fit agencies of all sizes and level of complexity. Recognized projects also serve as local embodiments of Caltrans' Smart Mobility Framework and Complete Streets Program (Deputy Directive 64-R1).



**WORK ELEMENT: 065 - SUSTAINABILITY PROGRAM**

**STEPS AND PRODUCTS**

Step No	Step Description	Work Type	P	T	O	Start Date	End Date
1	Prepare Sustainability Recognition Awards nomination packet	Staff	<input type="checkbox"/>	<input type="checkbox"/>	<input checked="" type="checkbox"/>	09/01/2019	12/31/2019
2	Hold Jury Day that gathers planning professionals to assist in determining winners of the Sustainability Recognition Awards.	Staff	<input type="checkbox"/>	<input type="checkbox"/>	<input type="checkbox"/>	01/01/2020	02/28/2020
3	Prepare videos and program materials for Recognition Awards Reception.	Staff	<input type="checkbox"/>	<input type="checkbox"/>	<input type="checkbox"/>	02/01/2020	04/30/2020
4	Hold Recognition Awards Reception.	Staff	<input type="checkbox"/>	<input checked="" type="checkbox"/>	<input type="checkbox"/>	04/01/2020	06/30/2020

Product No	Product Description	Completion Date
1	Program materials; summaries of winning projects.	06/30/2020
2	Videos for high-level winners.	06/30/2020

**TASK: 20-065.0137.09**

**TASK BUDGET: \$153,798**

**TASK NAME: SUSTAINABILITY JOINT WORK PROGRAMS IMPLEMENTATION**

Carryover  Ongoing  **PROJECT MANAGER: GRIEG ASHER**

**PREVIOUS ACCOMPLISHMENTS**

The 2050 Pathways Study used a statewide GHG reduction model (2050 GHG Pathways) and prepared a downscaled version of the statewide model to the regional level, by employing SCAG specific inputs and generating regional outputs for use in the 2020 RTP/SCS.

**OBJECTIVES**

Policy coordination among SCAG and CTCs for various sustainability issues related to implementation of the RTP/SCS and CTC Joint Work Programs, such as First mile/Last mile, complete streets, climate action plans, open space advanced mitigation, electric vehicle deployment, adaptation, and active transportation. \* Task formerly titled CEO Sustainability Working Group\*



**WORK ELEMENT: 065 - SUSTAINABILITY PROGRAM**

**STEPS AND PRODUCTS**

Step No	Step Description	Work Type	P	T	O	Start Date	End Date
1	Outreach to all CTCs to update Joint Work Programs to implement Connect SoCal.	Staff	<input type="checkbox"/>	<input type="checkbox"/>	<input type="checkbox"/>	07/01/2019	06/30/2020
2	Commence updates to CTC Joint Work Programs.	Staff	<input type="checkbox"/>	<input type="checkbox"/>	<input type="checkbox"/>	07/01/2019	06/30/2020
3	Coordinate meetings, conference calls, and/or workshops, including meeting preparation, meeting reporting, and staff/outside presentations	Staff	<input type="checkbox"/>	<input type="checkbox"/>	<input type="checkbox"/>	07/01/2019	06/30/2020
4	Conduct project management and management of studies, work products, other assistance/support, and progress reporting to management and SCAG Regional Council.	Staff	<input type="checkbox"/>	<input type="checkbox"/>	<input type="checkbox"/>	07/01/2019	06/30/2020
5	Coordinate funded studies and/or technical assistance/support for CEO sustainability working group to support joint work programs with CTCs.	Staff/Consultant	<input type="checkbox"/>	<input type="checkbox"/>	<input type="checkbox"/>	07/01/2019	06/30/2020

Product No	Product Description	Completion Date
1	Progress update to CTC Joint Work Programs.	06/30/2020
2	Meeting/workshop records; periodic reports to management or Regional Council; year-end reporting; joint work programs with CTCs	06/30/2020
3	Studies and/or program assistance completed to support joint work programs with CTCs.	06/30/2020

**TASK: 20-065.0137.10**

**TASK BUDGET: \$141,743**

**TASK NAME: CIVIC SPARKS PROGRAM**

Carryover  Ongoing  **PROJECT MANAGER: GRIEG ASHER**

**PREVIOUS ACCOMPLISHMENTS**

The CivicSpark Fellows completed work implementing the RTP/SCS and development of the Green Region Initiative database and interactive GIS map for SCAGs Sustainability website.

**OBJECTIVES**

The Civic Sparks program was established and is overseen by the California Office of Planning and Research (OPR), and is administered by the Local Government Commission. SCAG will serve as a coordinator for this statewide planning program at the regional level to identify plan policies and strategies to support the region's sustainability and transportation priorities and infrastructure.



**WORK ELEMENT: 065 - SUSTAINABILITY PROGRAM**

**STEPS AND PRODUCTS**

Step No	Step Description	Work Type	P	T	O	Start Date	End Date
1	Provide technical support to further the 2016 RTP/SCS policies in the region and develop new strategies for Connect SoCal.	Staff/Consultant	<input type="checkbox"/>	<input type="checkbox"/>	<input type="checkbox"/>	07/01/2019	06/30/2020
2	Support Climate Adaptation Framework planning project.	Staff/Consultant	<input type="checkbox"/>	<input type="checkbox"/>	<input type="checkbox"/>	07/01/2019	06/30/2020
3	Facilitate integration of land use, transportation, community goals and housing through the Green Region Initiative.	Staff/Consultant	<input type="checkbox"/>	<input type="checkbox"/>	<input type="checkbox"/>	07/01/2019	06/30/2020
4	Analyze and assess transportation impacts and sustainability efforts on regional community livability	Staff	<input type="checkbox"/>	<input type="checkbox"/>	<input type="checkbox"/>	07/01/2019	06/30/2020

Product No	Product Description	Completion Date
1	Final report from program fellows	06/30/2020

**TASK: 20-065.0137.12**

**TASK BUDGET: \$641,344**

**TASK NAME: ELECTRIC VEHICLE (EV) PROGRAM READINESS STRATEGIES**

Carryover  Ongoing  **PROJECT MANAGER: MARCO ANDERSON**

**PREVIOUS ACCOMPLISHMENTS**

In FY19, SCAG staff conducted outreach to encourage usage of SCAG tools such as the PEV atlas , and station siting tools. Additionally SCAG conducted a call for applications for the 2018 Sustainable Communities Planning program. One of the five categories of available Land Use Integration & Green Region Initiatives was for PEV Readiness Plans. SCAG received 13 applications, representing 20 jurisdictions. Applications were evaluated by one SCAG staff member and one outside evaluators. Subsequently projects were grouped into three large projects with 5 to 8 projects each. SCAG developed RFPs for each of the larger projects.

**OBJECTIVES**

Facilitate implementation of Electric Vehicle (EV) Strategies for the SCAG region.

**STEPS AND PRODUCTS**

Step No	Step Description	Work Type	P	T	O	Start Date	End Date
1	Develop and implement regional EV deployment strategies.	Staff/Consultant	<input type="checkbox"/>	<input type="checkbox"/>	<input type="checkbox"/>	07/01/2019	06/30/2020
2	Manage consultant.	Staff	<input type="checkbox"/>	<input type="checkbox"/>	<input type="checkbox"/>	07/01/2019	06/30/2020

Product No	Product Description	Completion Date
1	EV Rapid Deployment Plan	06/30/2020



**WORK ELEMENT:** 065 - SUSTAINABILITY PROGRAM

**PROJECT:** TRANSPORTATION LAND USE PLANNING

**DEPARTMENT NAME:** 426 - SUSTAINABILITY DEPT.

**MANAGER:** JASON GREENSPAN

**TOTAL BUDGET:** \$125,104

**PROJECT DESCRIPTION**

SCAG will initiate an exploratory scenario planning process that will consider pressing issues and possible challenges Southern California residents may face through 2050. This exploration will be expansive and consider challenges that traditionally have been outside the development of the regional transportation plan and sustainable communities strategy (RTP/SCS). This will be a comprehensive initiative that not only considers potential disruptions to anticipated regional land use and development patterns, but also evaluates transportation, housing, economic development, resilience and the effects of emerging technologies. Some of the basis for this work was established with the 2050 GHG Pathways Regional Study completed in 2018.

**PROJECT PRODUCT(S)**

The outcome of this effort will provide the public, planners and policymakers with tools to address a range of challenging questions that traditionally have been outside the regional planning process.

**TASK:** 20-065.2663.03

**TASK BUDGET:** \$125,104

**TASK NAME:** 2050 PATHWAYS

Carryover  Ongoing  **PROJECT MANAGER:** GRIEG ASHER

**PREVIOUS ACCOMPLISHMENTS**

The basis 2050 GHG Pathways Regional Study was completed in FY 2018-19. Task previously named "2050 GHG Pathways Regional Study".

**OBJECTIVES**

SCAG will initiate an exploratory scenario planning process that will consider pressing issues and possible challenges Southern California residents may face through 2050. This exploration will be expansive and consider challenges that traditionally have been outside the development of the regional transportation plan and sustainable communities strategy (RTP/SCS). This will be a comprehensive initiative that not only considers potential disruptions to anticipated regional land use and development patterns, but also evaluates transportation, housing, economic development, resilience and the effects of emerging technologies.

**STEPS AND PRODUCTS**

Step No	Step Description	Work Type	P	T	O	Start Date	End Date
1	Establish working group or coordinate with Sustainable Communities Working Group	Staff	<input type="checkbox"/>	<input type="checkbox"/>	<input type="checkbox"/>	07/01/2019	06/30/2020
2	Develop Scope of Work	Staff	<input type="checkbox"/>	<input type="checkbox"/>	<input type="checkbox"/>	07/01/2019	06/30/2020



**WORK ELEMENT: 065 - SUSTAINABILITY PROGRAM**

Product No	Product Description	Completion Date
1	Draft SOW and draft report outlining exploratory scenario approach.	06/30/2020

**PROJECT: GHG ADAPTATION FRAMEWORK**

DEPARTMENT NAME: 426 - SUSTAINABILITY DEPT.

MANAGER: JASON GREENSPAN

TOTAL BUDGET: \$154,510

**PROJECT DESCRIPTION**

SCAG Analysis, regional discussion and development of regional climate adaptation approach and framework.

**PROJECT PRODUCT(S)**

Climate Adaptation Approach and Framework.

TASK: 20-065.4092.01

TASK BUDGET: \$154,510

TASK NAME: ADAPTATION ANALYSIS

Carryover  Ongoing  PROJECT MANAGER: GRIEG ASHER

**PREVIOUS ACCOMPLISHMENTS**

SCAG has included Adaptation Appendices in both of the last 2 RTP/SCSs and is preparing for the 2020 RTP/SCS, as well as participating in adaptation meetings at the state, regional and local levels.

**OBJECTIVES**

Develop climate adaptation framework for SCAG region stakeholders, in coordination with state legislation and state guidelines; and ongoing regional studies including potential partners

**STEPS AND PRODUCTS**

Step No	Step Description	Work Type	P	T	O	Start Date	End Date
1	Work with agencies and member cities	Staff	<input type="checkbox"/>	<input type="checkbox"/>	<input type="checkbox"/>	07/01/2019	06/30/2020
2	Coordination with stakeholders	Staff	<input type="checkbox"/>	<input type="checkbox"/>	<input type="checkbox"/>	07/01/2019	06/30/2020
3	Identify opportunities per Connect SoCal and Regional Climate Adaptation Framework.	Staff	<input type="checkbox"/>	<input type="checkbox"/>	<input type="checkbox"/>	07/01/2019	06/30/2020



**WORK ELEMENT: 065 - SUSTAINABILITY PROGRAM**

Product No	Product Description	Completion Date
1	Status report on development & implementation of adaptation framework	06/30/2020

**PROJECT: GREENHOUSE GAS REDUCTION FUND (GGRF) TECHNICAL ASSISTANCE**

DEPARTMENT NAME: 426 - SUSTAINABILITY DEPT.

MANAGER: JASON GREENSPAN

TOTAL BUDGET: \$75,391

**PROJECT DESCRIPTION**

Help ensure state greenhouse gas reduction fund monies are available to Southern California region jurisdictions and stakeholders, and that funded projects support goals of the RTP/SCS as well as state and federal transportation planning priorities. Support member cities and disadvantaged communities, in their efforts to mitigate climate change through the use of Greenhouse Gas Reduction Fund Monies for integrated transportation and land use projects. Participate in proposal review in collaboration with state agencies.

**PROJECT PRODUCT(S)**

Support letters for member cities. Records of interactions with applicants. Summary of known applicants from member cities.

TASK: 20-065.4853.01

TASK BUDGET: \$75,391

TASK NAME: **GREENHOUSE GAS REDUCTION FUND (GGRF) TECHNICAL ASSISTANCE**

Carryover  Ongoing  PROJECT MANAGER: JASON GREENSPAN

**PREVIOUS ACCOMPLISHMENTS**

Previously in FY19 was task 150.4094.02. Staff updated the Affordable Housing and Sustainable Communities (AHSC) webpage in advance of funding Round 4 to provide technical assistance and decision making tools for potential program applicants. Letters of support were provided letters to Round 4 AHSC applicants, and Go Human program documentation was assembled to strengthen applications. A training session was provided on AHSC for prospective applicants. Communication to stakeholders was provided on various guideline details and application deadlines for GGRF funded State programs.

**OBJECTIVES**

Help ensure state greenhouse gas reduction fund monies are available to Southern California region jurisdictions and stakeholders, and that funded projects support goals of the RTP/SCS as well as state and federal transportation planning priorities. Support member cities and disadvantaged communities, in their efforts to mitigate climate change through the use of Greenhouse Gas Reduction Fund Monies for integrated transportation and land use projects. Participate in proposal review in collaboration with state agencies.

**WORK ELEMENT: 065 - SUSTAINABILITY PROGRAM**

**STEPS AND PRODUCTS**

Step No	Step Description	Work Type	P	T	O	Start Date	End Date
1	Engage stakeholders to ensure competitiveness of projects	Staff	<input type="checkbox"/>	<input type="checkbox"/>	<input type="checkbox"/>	07/01/2019	06/30/2020
2	Support GGRF applications from member cities.	Staff	<input type="checkbox"/>	<input checked="" type="checkbox"/>	<input type="checkbox"/>	07/01/2019	06/30/2020
3	Develop support letter and other materials where appropriate	Staff	<input type="checkbox"/>	<input type="checkbox"/>	<input type="checkbox"/>	07/01/2019	06/30/2020
4	Participate in proposal review in collaboration with state agencies.	Staff	<input type="checkbox"/>	<input type="checkbox"/>	<input type="checkbox"/>	07/01/2019	06/30/2020

Product No	Product Description	Completion Date
1	Support letters for member cities submitting GGRF grant/loan applications	06/30/2020
2	Records of interactions with applicants	06/30/2020
3	Summary of known applications from member cities that applied for GGRF monies and their status.	06/30/2020

**PROJECT: MOBILITY INNOVATIONS/TECHNOLOGY STUDY**

DEPARTMENT NAME: 426 - SUSTAINABILITY DEPT.

MANAGER: JASON GREENSPAN

TOTAL BUDGET: \$118,230

**PROJECT DESCRIPTION**

Determine transportation technology penetration in the region and/or technology, i.e. ridesharing, carsharing modeling assumptions and methodology

**PROJECT PRODUCT(S)**

Status report on methodology development and deployment.

TASK: 20-065.4855.01

TASK BUDGET: \$93,975

TASK NAME: **MOBILITY INNOVATIONS/TECHNOLOGY STUDY**

Carryover  Ongoing  PROJECT MANAGER: MARCO ANDERSON

**WORK ELEMENT: 065 - SUSTAINABILITY PROGRAM**

**PREVIOUS ACCOMPLISHMENTS**

In FY19 this activity was in task 150.4095.02. In FY19, SCAG participated with the other three big California MPOs in the Future Mobility Research Program. SCAG staff worked on and completed Task Order 3 (TO-3), which involved preparation of off-model calculators for emerging technologies such as bike share, car share, and microtransit (among others). Additionally, staff partnered with SANDAG as a lead, and MTC staff on a Caltrans grant to collect data regarding Transportation Network Company (TNC) use in our respective regions.

**OBJECTIVES**

Determine transportation technology penetration in the region and/or technology, i.e. ridesharing, carsharing modeling assumptions and methodology

**STEPS AND PRODUCTS**

Step No	Step Description	Work Type	P	T	O	Start Date	End Date
1	Coordinate with other MPO program managers on policy development	Staff	<input type="checkbox"/>	<input checked="" type="checkbox"/>	<input type="checkbox"/>	07/01/2019	06/30/2020
2	Research and Develop modeling assumptions and methodology	Staff/Consultant	<input type="checkbox"/>	<input type="checkbox"/>	<input type="checkbox"/>	07/01/2019	06/30/2020
3	Coordinate with other MPOs on comparable assumptions and methodologies	Staff/Consultant	<input type="checkbox"/>	<input type="checkbox"/>	<input type="checkbox"/>	07/01/2019	06/30/2020

Product No	Product Description	Completion Date
1	Status report on methodology development and deployment	06/30/2020

**TASK: 20-065.4855.02**

**TASK BUDGET: \$24,255**

**TASK NAME: RIDE HAILING DATA COLLECTION AND ANALYSIS (SANDAG GRANT PARTNERSHIP)**

Carryover  Ongoing  **PROJECT MANAGER: MARCO ANDERSON**

**PREVIOUS ACCOMPLISHMENTS**

This is a new task for FY20.

**OBJECTIVES**

This project will conduct a survey of Transportation Network Company (TNC) users, non-users and drivers in the San Francisco Bay Area region, the Los Angeles region, and the San Diego region as part of the Future Mobility Research Program (FMRP). This cooperative effort aims to define a consistent approach for evaluating the range of potential changes to travel behavior associated with TNC services and future autonomous TNC services. Data collected through this project will enable MPOs and planning agencies to effectively model travel behavior and explore policies to guide these emerging modes in our respective long-range transportation plans.

**WORK ELEMENT: 065 - SUSTAINABILITY PROGRAM**

**STEPS AND PRODUCTS**

Step No	Step Description	Work Type	P	T	O	Start Date	End Date
1	Manage project, procure consultant(s) and review invoices	Staff	<input type="checkbox"/>	<input type="checkbox"/>	<input type="checkbox"/>	07/01/2019	06/30/2020
2	Set up project kick-off meeting & stakeholder outreach	Staff	<input type="checkbox"/>	<input type="checkbox"/>	<input type="checkbox"/>	07/01/2019	06/30/2020
3	Conduct survey design, sampling plan, regional and statewide outreach	Staff	<input type="checkbox"/>	<input type="checkbox"/>	<input type="checkbox"/>	07/01/2019	06/30/2020
4	Perform survey processing, analysis and develop planning strategies	Staff	<input type="checkbox"/>	<input type="checkbox"/>	<input type="checkbox"/>	07/01/2019	06/30/2020

Product No	Product Description	Completion Date
1	Survey Design & Sampling Plan	06/30/2019
2	Survey Results & Final Reports	12/31/2019

**PROJECT: REGIONAL RESILIENCY ANALYSIS**

DEPARTMENT NAME: 426 - SUSTAINABILITY DEPT.

MANAGER: JASON GREENSPAN

TOTAL BUDGET: \$349,324

**PROJECT DESCRIPTION**

Define "regional resilience", establish related goals and objectives, identify potential degree of disruptions to the region resulting from natural hazards.

**PROJECT PRODUCT(S)**

Regional resilience analysis status report.

TASK: 20-065.4858.01

TASK BUDGET: \$349,324

TASK NAME: REGIONAL RESILIENCY ANALYSIS

Carryover  Ongoing  PROJECT MANAGER: JASON GREENSPAN

**PREVIOUS ACCOMPLISHMENTS**

New task in FY2019-20.



**WORK ELEMENT: 065 - SUSTAINABILITY PROGRAM**

**OBJECTIVES**

Define "regional resilience", establish related goals and objectives, identify potential degree of disruptions to the region resulting from natural hazards.

**STEPS AND PRODUCTS**

Step No	Step Description	Work Type	P	T	O	Start Date	End Date
1	Establish working group.	Staff	<input type="checkbox"/>	<input type="checkbox"/>	<input type="checkbox"/>	07/01/2019	06/30/2020
2	Draft Scope of Work.	Staff	<input type="checkbox"/>	<input type="checkbox"/>	<input type="checkbox"/>	07/01/2019	06/30/2020
3	Procure consultant.	Staff	<input type="checkbox"/>	<input type="checkbox"/>	<input type="checkbox"/>	07/01/2019	06/30/2020
4	Award contract and begin regional resilience analysis.	Consultant	<input type="checkbox"/>	<input type="checkbox"/>	<input type="checkbox"/>	07/01/2019	06/30/2020

Product No	Product Description	Completion Date
1	Regional resilience analysis status report.	06/30/2020





Caltrans Report  
FY 2019 - 2020 OWP

**WORK ELEMENT: 070 - MODELING**

**DEPARTMENT: 425 - MODELING & FORECASTING DEPT.**

**MANAGER: HSI-HWA HU** **TOTAL BUDGET: \$7,633,294**

**SUMMARY OF PROGRAM EXPENDITURES**

<u>Category</u>	<u>SCAG</u>	<u>Consultant</u>	<u>Consultant TC</u>	<u>Non-Profits/IHL</u>	<u>Total</u>
01. Salary	1,419,567	0	0	0	1,419,567
02. Benefits	1,128,625	0	0	0	1,128,625
03. Temp Staff	0	0	0	0	0
04. Indirect Cost	3,177,521	0	0	0	3,177,521
05. Printing	0	0	0	0	0
06. Travel	28,000	0	0	0	28,000
07. Other	20,000	0	0	0	20,000
08. Consultant	0	489,330	0	0	489,330
09. Consultant TC	0	0	622,200	0	622,200
10. Non-Profits/IHL	0	0	0	0	0
11. In-Kind Commits	748,051	0	0	0	748,051
12. Cash/Local Other	0	0	0	0	0
<b>Total</b>	<b>\$6,521,764</b>	<b>\$489,330</b>	<b>\$622,200</b>	<b>\$0</b>	<b>\$7,633,294</b>
Toll Credits/Not an expenditure	0	0	71,367	0	71,367

**WORK ELEMENT: 070 - MODELING**

**SUMMARY OF PROGRAM REVENUES**

<u>Fund Source</u>	<u>SCAG</u>	<u>Consultant</u>	<u>Non-Profits/IHL</u>	<u>Consultant TC</u>	<u>Total</u>
01. FHWA PL	4,070,675	0	0	0	4,070,675
02. FHWA PL C/O	603,038	0	0	0	603,038
03. FTA 5303	0	433,203	0	622,200	1,055,403
04. FTA 5303 C/O	1,100,000	0	0	0	1,100,000
05. FTA 5304	0	0	0	0	0
06. FHWA SP&R	0	0	0	0	0
07. Federal Other	0	0	0	0	0
08. TDA	0	56,127	0	0	56,127
09. SB1 Adaptation	0	0	0	0	0
10. SB1 Competitive	0	0	0	0	0
11. SB1 Formula	0	0	0	0	0
12. State Other	0	0	0	0	0
13. In-Kind Commits	748,051	0	0	0	748,051
14. Cash/Local Other	0	0	0	0	0
<b>Total</b>	<b>\$6,521,764</b>	<b>\$489,330</b>	<b>\$0</b>	<b>\$622,200</b>	<b>\$7,633,294</b>
Toll Credits/Not a revenue	0	0	0	71,367	71,367

**PAST ACCOMPLISHMENTS**

In FY 2018-19, modeling staff completed the development of SCAG Activity-Based Travel Demand Model (SCAG ABM). The model was validated with travel data that was collected and processed for the base year 2016. SCAG invited transportation modeling experts to review SCAG ABM in a peer review workshop. Since SCAG ABM will be used for the analysis of Connect SoCal (or 2020 RTP/SCS), modeling staff enhanced model sensitivity to policy/planning inputs, model running time, model operation, and model output reporting. To prepare for model runs for 2020 RTP/SCS, staff developed and processed about 30 sets of model inputs (by years and scenarios), such as land use scenarios, socioeconomic data, highway network, transit network, interregional travel, airport trips and seaport trips etc. Also, they supported the development and analysis of SCS transportation and land use strategies. In addition to SCAG ABM, staff continued to update and enhance other models, including year 2016 validation of Trip-Based Model, update of interregional travel for heavy-duty truck model, and analytical capability of scenario planning model.

**WORK ELEMENT: 070 - MODELING**

Through collaboration with local jurisdictions and peer agencies, staff developed county, jurisdiction, and TAZ level demographic and employment growth projections to build the analytical foundations for Connect SoCal. Staff also developed socioeconomic data for transportation model operation; conducted technical analysis for scenario development and RHNA process; and provided socioeconomic data to support local jurisdictions and peer agencies' planning activities.

To support data needs for planning analysis and research activities, staff fulfilled about two hundred modeling and socioeconomic data requests from SCAG members and other stakeholders. Staff coordinated and held five Modeling Task Force meetings; and engaged in other outreach activities to promote inter-agency collaboration and consultation. Staff coordinated modeling activities with transportation commissions, Caltrans, ARB, air districts, and State/Federal agencies; and provided technical assistance and modeling services to regional, sub-regional, and local agencies in support of their model development and planning studies.

**OBJECTIVE**

Provide data and modeling services for the development and implementation of the RTP/SCS, FTIP, and other major land use and transportation planning initiatives. Analyze socioeconomic data and build analytical foundations for planning activities. Develop demographic and employment growth forecast through collaborating with local jurisdictions and peer planning agencies and building consensus. Continue to provide small area socioeconomic data for scenario planning and transportation modeling. Provide member agencies tools to analyze the impacts of their land use and planning decisions. Develop, maintain and improve SCAG's modeling tools to more effectively forecast travel demand and estimate resulting air quality. Maintain a leadership role in the Southern California modeling community by coordinating the Region's modeling activities and by providing technical assistance and data services to member agencies and other public institutions. Promote model consistency through an active subregional modeling program. Continue ongoing modeling collaboration with SCAG's partners to advance the region's modeling practices.

**PROJECT: REGIONAL TRANSP. MODEL DEVELOPMENT AND MAINTENANCE**

**DEPARTMENT NAME: 425 - MODELING & FORECASTING DEPT.**

**MANAGER: GUOXIONG HUANG**

**TOTAL BUDGET: \$1,612,794**

**PROJECT DESCRIPTION**

Continually enhance and maintain regional models for use in evaluating SCAG's plans and programs. Incorporate state of the art model components, update model inputs and parameters, and perform model testing to ensure models accurately replicate existing and future conditions.

**PROJECT PRODUCT(S)**

Enhanced modeling procedures, updated model assumptions/parameters, and up-to-date model inputs.

**WORK ELEMENT: 070 - MODELING**

**TASK: 20-070.0130.10** **TASK BUDGET: \$1,195,106**  
**TASK NAME: MODEL ENHANCEMENT AND MAINTENANCE**

Carryover  Ongoing  **PROJECT MANAGER: HSI-HWA HU**

**PREVIOUS ACCOMPLISHMENTS**

1) Completed base year 2016 activity-based model validation, including model calibration and validation to primary sub-models; sensitivity tests on travel cost, highway speed, household income, and land use characteristics; and delivery of model validation report; 2) Completed year 2016 model validation for trip-based model, including calibration/validation for trip distribution and mode choice, and systemwide validation on screenline and VMT; 3) Completed EMFAC integration software update with Python; 4) Completed the update of external traffic analysis at Cordon stations; 5) Continued model enhancement for the analysis of 2020 RTP/SCS, including improving model sensitivity for future planning assumptions and policy inputs, and streamlining model operation procedure and model reporting process; and 6) Continued to enhance Scenario Planning Model, including the enhancement of model framework to be compatible with SCAG system. The model will be used for the scenario analysis of 2020 RTP/SCS.

**OBJECTIVES**

To ensure SCAG's models are up-to-date by continuously updating model inputs and parameters. To improve model procedures and incorporate new modeling methodologies to further enhance SCAG's modeling capabilities. These activities may include enhancements and updates to the following SCAG models: Trip-Based Model; Activity-Based Model; sub-regional models; goods movement and warehousing models; pricing models; seaports and airports related trips; visitors and inter-regional travel models; air quality models; Scenario Planning Model; and growth forecasting models.

**STEPS AND PRODUCTS**

Step No	Step Description	Work Type	P	T	O	Start Date	End Date
1	Conduct project management including: manage consultant contracts; review consultant products and invoices; monitor project progress; and conduct progress meetings.	Staff	<input type="checkbox"/>	<input type="checkbox"/>	<input type="checkbox"/>	07/01/2019	06/30/2020
2	Perform model maintenance and enhancement by updating model parameters, model variables and coefficients. Perform model validation check, conduct model sensitivity testing, and incorporate new modeling methodologies to further enhance SCAG's Models.	Staff/Consultant	<input type="checkbox"/>	<input type="checkbox"/>	<input type="checkbox"/>	07/01/2019	06/30/2020
3	Provide SCAG models technical support and analysis. Tasks may include the following tasks: 1) support model development and enhancement; 2) support model output data analysis; 3) streamline model operation procedure and model output reporting process; 4) support air quality model analysis and integration; and 5) research, transportation data analysis, and advanced statistical analysis.	Staff/Consultant	<input type="checkbox"/>	<input type="checkbox"/>	<input type="checkbox"/>	07/01/2019	06/30/2020
4	Provide model software/programming services; optimize software and hardware integration; and conduct training on model methodologies and model software.	Staff/Consultant	<input type="checkbox"/>	<input type="checkbox"/>	<input type="checkbox"/>	07/01/2019	06/30/2020

**WORK ELEMENT: 070 - MODELING**

Product No	Product Description	Completion Date
1	Updated model software	06/30/2020
2	All data, technical memo, and final report	06/30/2020

**TASK: 20-070.0130.13**

**TASK BUDGET: \$417,688**

**TASK NAME: ACTIVITY-BASED MODEL (ABM) DEVELOPMENT AND SUPPORT**

Carryover  Ongoing  PROJECT MANAGER: HSI-HWA HU

**PREVIOUS ACCOMPLISHMENTS**

The development of SCAG activity-based model (ABM) was completed and delivered. Model software has been successfully implemented and tested. SCAG ABM is operated with AWS virtual machine (Amazon cloud). With software enhancement, the model was able to complete full model run within reasonable running time. To improve model sensitivity, a comprehensive analysis and update on destination choice model, auto ownership model, and mode choice model was completed. SCAG Staff developed a set of comprehensive model validation targets as well as processed model output data for each primary sub-model. Finally, a model user's guide was developed and delivered.

**OBJECTIVES**

The objective of this project is to continue the update and enhancement of SCAG activity-based model. The model structure, parameters, and software scripts will be further reviewed and analyzed. Model components on planning policy analysis will be continued to analyze and update.

**STEPS AND PRODUCTS**

Step No	Step Description	Work Type	P	T	O	Start Date	End Date
1	Conduct literature review to new methodologies of activity-based model. Prepare a SCAG ABM model enhancement plan; identify and prioritize which sub-models to be enhanced.	Staff	<input type="checkbox"/>	<input type="checkbox"/>	<input type="checkbox"/>	07/01/2019	06/30/2020
2	Process and analyze travel data; conduct model estimation and validation	Staff	<input type="checkbox"/>	<input type="checkbox"/>	<input type="checkbox"/>	07/01/2019	06/30/2020
3	Update model software; revise model parameters and variable coefficients	Staff	<input type="checkbox"/>	<input type="checkbox"/>	<input type="checkbox"/>	07/01/2019	06/30/2020
4	Update Activity-based Model user's guide	Staff	<input type="checkbox"/>	<input type="checkbox"/>	<input type="checkbox"/>	07/01/2019	06/30/2020

Product No	Product Description	Completion Date
1	SCAG ABM model data analysis	06/30/2020
2	SCAG Activity-based Model User's Guide	06/30/2020



**WORK ELEMENT: 070 - MODELING**

**PROJECT: REGIONAL AND SUBREGIONAL MODEL COORDINATION/OUTREACH**

**DEPARTMENT NAME: 425 - MODELING & FORECASTING DEPT.**  
**MANAGER: GUOXIONG HUANG** **TOTAL BUDGET: \$1,127,632**

**PROJECT DESCRIPTION**

Work with Regional and Subregional modeling agencies to promote model consistency and enhance the general level of modeling analysis throughout the region. Solicit feedback from modeling agencies to update SCAG's model input data and improve SCAG's models. Provide model data services to member agencies, universities, and other public agencies in support of their planning programs and research projects.

**PROJECT PRODUCT(S)**

Coordination with national, regional, subregional, and local modeling agencies. Provided assistance to subregional agencies developing transportation models. Also, model data distribution to member agencies and other stakeholders.

**TASK: 20-070.0132.01** **TASK BUDGET: \$189,175**  
**TASK NAME: SUBREGIONAL MODEL DEVELOPMENT, COORDINATION AND OUTREACH**

Carryover  Ongoing  **PROJECT MANAGER: HAO CHENG**

**PREVIOUS ACCOMPLISHMENTS**

Provided technical assistance to Caltrans on Imperial County Transportation Model (ICTM) application. Provided technical support to City of Murrieta on developing subregional model. Participated WRCOG's RIVCOM consultant selection and project quarterly meeting.

**OBJECTIVES**

SCAG strives to continually improve the level of modeling within the SCAG region and ensure local agencies are using consistent model input data and modeling tools. To achieve these objectives, SCAG provides modeling assistance and modeling data to sub-regional modeling agencies. Also, SCAG works closely with the sub regions to ensure their model changes and data enhancements are incorporated into the Regional Model.

**WORK ELEMENT: 070 - MODELING**

**STEPS AND PRODUCTS**

Step No	Step Description	Work Type	P	T	O	Start Date	End Date
1	Provide technical support; model input data, model setups, and model documentation to subregional modeling agencies and other stakeholders.	Staff	<input type="checkbox"/>	<input type="checkbox"/>	<input type="checkbox"/>	07/01/2019	06/30/2020
2	Support member agencies developing and improving their models by assisting in the implementation of SCAG's new Subregional Model Development Tool and by participating on modeling advisory committees.	Staff	<input type="checkbox"/>	<input type="checkbox"/>	<input type="checkbox"/>	07/01/2019	06/30/2020
3	Perform outreach to regional and subregional modeling agencies to coordinate and promote SCAG's major modeling initiatives.	Staff	<input type="checkbox"/>	<input type="checkbox"/>	<input type="checkbox"/>	07/01/2019	06/30/2020

Product No	Product Description	Completion Date
1	Subregional model coordination and technical support	06/30/2020

**TASK: 20-070.0132.04**

**TASK BUDGET: \$340,438**

**TASK NAME: REGIONAL MODELING COORDINATION AND MODELING TASK FORCE**

Carryover  Ongoing  **PROJECT MANAGER: MANA SANGKAPICHAJ**

**PREVIOUS ACCOMPLISHMENTS**

Conducted bi-monthly Modeling Task Force Meetings. Also, coordinated SCAG's regional modeling activities with member jurisdictions and with State and Federal agencies.

**OBJECTIVES**

To elevate the level of transportation modeling within the SCAG Region. SCAG provides leadership to the Southern California modeling community by coordinating national, state, regional and local modeling programs.

**STEPS AND PRODUCTS**

Step No	Step Description	Work Type	P	T	O	Start Date	End Date
1	Conduct outreach to SCAG members to educate and promote SCAG's state of the art modeling program. Conduct inter-agency coordination through bi-monthly Modeling Task Force Meetings and other forums.	Staff	<input type="checkbox"/>	<input checked="" type="checkbox"/>	<input type="checkbox"/>	07/01/2019	06/30/2020
2	Coordinate modeling activities with transportation commissions, MPOs, Caltrans, ARB, air districts, and State/Federal agencies.	Staff	<input type="checkbox"/>	<input checked="" type="checkbox"/>	<input type="checkbox"/>	07/01/2019	06/30/2020
3	Participate in technical committees, conferences, and other technical forums.	Staff	<input type="checkbox"/>	<input checked="" type="checkbox"/>	<input type="checkbox"/>	07/01/2019	06/30/2020



**WORK ELEMENT: 070 - MODELING**

Product No	Product Description	Completion Date
1	Bi-monthly Modeling Task Force Meeting presentation materials	06/30/2020

**TASK: 20-070.0132.08** **TASK BUDGET: \$598,019**  
**TASK NAME: MODEL DATA DISTRIBUTION AND SUPPORT**

Carryover  Ongoing  **PROJECT MANAGER: HAO CHENG**

**PREVIOUS ACCOMPLISHMENTS**

Fulfilled approximately 200 requests on SCAG regional model, socioeconomic data, and model output data from member jurisdictions, partners, universities, and companies/organizations working on projects in the SCAG region. SCAG modeling staff also provide technical advice for modeling related questions.

**OBJECTIVES**

SCAG provides modeling data and technical analysis to support stakeholders' planning programs, to assist in the development and maintenance of city and subregional models, and to help in project analyses. SCAG provides modeling data services to member agencies, universities, and other public agencies by providing model setups, model input data, and model results.

**STEPS AND PRODUCTS**

Step No	Step Description	Work Type	P	T	O	Start Date	End Date
1	Provide technical assistance; model setups; model input data; model results; and model documentation to member agencies and external stakeholders.	Staff	<input type="checkbox"/>	<input type="checkbox"/>	<input type="checkbox"/>	07/01/2019	06/30/2020
2	Track and monitor model and data requests.	Staff	<input type="checkbox"/>	<input type="checkbox"/>	<input type="checkbox"/>	07/01/2019	06/30/2020

Product No	Product Description	Completion Date
1	Various modeling data to stakeholders	06/30/2020

**PROJECT: MODEL APPLICATION & ANALYSIS**

**DEPARTMENT NAME: 425 - MODELING & FORECASTING DEPT.**

**MANAGER: GUOXIONG HUANG** **TOTAL BUDGET: \$1,755,304**

**PROJECT DESCRIPTION**

Provide modeling analysis for SCAG's plans, programs, and projects, including: the RTP/SCS, RTP Amendments, FTIP, STIP, AQMP, Corridor Studies, and Special Planning Studies. In addition, provide Air Quality and Conformity Analysis for SCAG's plans, programs and projects.



**WORK ELEMENT: 070 - MODELING**

**PROJECT PRODUCT(S)**

Transportation Modeling and Air Quality Analysis for SCAG's plans, programs, and projects.

**TASK: 20-070.0147.01** **TASK BUDGET: \$1,222,952**  
**TASK NAME: RTP MODELING, COORDINATION AND ANALYSIS**

Carryover  Ongoing  **PROJECT MANAGER: HAO CHENG**

**PREVIOUS ACCOMPLISHMENTS**

Provided modeling services and technical analysis for the SCAG's 2020 draft RTP/SCS. Continued the coordination and collaboration efforts with planning staff in the preparation of 2020 RTP/SCS, including attending monthly working group meeting, strategy and policy discussion. Performed transportation and conformity analysis for 2020 RTP/SCS alternative scenarios.

**OBJECTIVES**

To provide modeling analysis for developing SCAG's RTP/SCS and RTP amendments. Major tasks include: coordinating with planning staff, developing and updating model inputs, conducting model runs, analyzing model results, performing conformity analysis, producing summary reports, and writing model documentation.

**STEPS AND PRODUCTS**

Step No	Step Description	Work Type	P	T	O	Start Date	End Date
1	Coordinate RTP/SCS modeling activities with other SCAG departments, outside stakeholders, and State and Federal agencies.	Staff	<input type="checkbox"/>	<input type="checkbox"/>	<input type="checkbox"/>	07/01/2019	06/30/2020
2	Prepare model inputs including highway and transit networks. Also, review and update model assumptions, parameters, and socio-economic data.	Staff	<input type="checkbox"/>	<input type="checkbox"/>	<input type="checkbox"/>	07/01/2019	06/30/2020
3	Perform transportation model runs, evaluate model results, and produce summary reports	Staff	<input type="checkbox"/>	<input type="checkbox"/>	<input type="checkbox"/>	07/01/2019	06/30/2020
4	Apply air quality emission models and preform conformity analysis. Also, coordinate modeling activities and provide technical assistance to SCAG's Air Quality Staff.	Staff	<input type="checkbox"/>	<input type="checkbox"/>	<input type="checkbox"/>	07/01/2019	06/30/2020

Product No	Product Description	Completion Date
1	Model results and summary reports.	06/30/2020

**TASK: 20-070.0147.02** **TASK BUDGET: \$195,799**  
**TASK NAME: FTIP MODELING, COORDINATION AND ANALYSIS**

**WORK ELEMENT: 070 - MODELING**

Carryover  Ongoing  PROJECT MANAGER: MANA SANGKAPICHAJ

**PREVIOUS ACCOMPLISHMENTS**

Coordinate with Planning staff in the preparation of 2021 FTIP model runs and analysis

**OBJECTIVES**

To provide modeling analysis for the FTIP. Major tasks include coordinating with planning staff, preparing model inputs, conducting model runs, analyzing model results, performing emissions analysis, and producing summary reports.

**STEPS AND PRODUCTS**

Step No	Step Description	Work Type	P	T	O	Start Date	End Date
6	Coordinate FTIP modeling activities with other SCAG departments, outside stakeholders, and State and Federal agencies.	Staff	<input type="checkbox"/>	<input type="checkbox"/>	<input type="checkbox"/>	07/01/2019	06/30/2020
7	Prepare model inputs including highway and transit networks. Also, review and update model assumption and socio-economic data.	Staff	<input type="checkbox"/>	<input type="checkbox"/>	<input type="checkbox"/>	07/01/2019	06/30/2020
8	Perform transportation model runs, evaluate model results, and produce summary reports.	Staff	<input type="checkbox"/>	<input type="checkbox"/>	<input type="checkbox"/>	07/01/2019	06/30/2020
9	Apply air quality emission models and perform conformity analysis. Also, coordinate modeling activities and provide technical assistance to SCAG's Air Quality staff.	Staff	<input type="checkbox"/>	<input type="checkbox"/>	<input type="checkbox"/>	07/01/2019	06/30/2020

Product No	Product Description	Completion Date
1	Model results and summary reports	06/30/2020

**TASK: 20-070.0147.03** TASK BUDGET: \$336,553  
**TASK NAME: SPECIAL PLANNING STUDIES MODELING AND ANALYSIS**

Carryover  Ongoing  PROJECT MANAGER: HSI-HWA HU

**PREVIOUS ACCOMPLISHMENTS**

Provided technical support and analysis to following studies: 1) supported modeling/ off-model analysis and methodology development for the 2020 RTP/SCS; 2) reviewed and analyzed activity-based model output data to estimate travel impact from Safe Route to School strategy, 3) processed 2017 National Household Travel Survey data to estimate model input assumption for travel demand management (TDM); and 4) updated SCAG model policy input, such as parking cost and land use/built environment variables.

**OBJECTIVES**

To participate in policy development and provide modeling support and technical analysis for regional planning initiatives, corridor studies, and scenario testing and analysis.

**WORK ELEMENT: 070 - MODELING**

**STEPS AND PRODUCTS**

Step No	Step Description	Work Type	P	T	O	Start Date	End Date
1	Coordinate with project managers to identify study purpose, assumptions, data, and input	Staff	<input type="checkbox"/>	<input type="checkbox"/>	<input type="checkbox"/>	07/01/2019	06/30/2020
2	Prepare model inputs; conduct model runs; and review and analyze model output	Staff	<input type="checkbox"/>	<input type="checkbox"/>	<input type="checkbox"/>	07/01/2019	06/30/2020
3	Conduct research and data analysis; estimate the impact to planning initiatives and scenarios	Staff	<input type="checkbox"/>	<input type="checkbox"/>	<input type="checkbox"/>	07/01/2019	06/30/2020
4	Provide technical recommendations regarding the study approach and/or findings.	Staff	<input type="checkbox"/>	<input type="checkbox"/>	<input type="checkbox"/>	07/01/2019	06/30/2020

Product No	Product Description	Completion Date
1	Modeling and other planning analyses for internal and external applications.	06/30/2020

**PROJECT: SCENARIO PLANNING AND GROWTH FORECASTING**

DEPARTMENT NAME: 425 - MODELING & FORECASTING DEPT.  
 MANAGER: GUOXIONG HUANG TOTAL BUDGET: \$2,449,617

**PROJECT DESCRIPTION**

Develop tools for the collection of data for Scenario development and the creation of small area growth forecast. Facilitate communication between SCAG and local jurisdictions in the process of local input and public outreach. Provide member agencies with tools to analyze the outreach. Impacts of their land use and planning decisions.

**PROJECT PRODUCT(S)**

Scenario Planning Model: Socioeconomic growth forecast at various geographical levels.

TASK: **20-070.2665.01** TASK BUDGET: \$1,109,391  
 TASK NAME: **SCENARIO PLANNING AND MODELING**

Carryover  Ongoing  PROJECT MANAGER: JUNGA UHM

**PREVIOUS ACCOMPLISHMENTS**

Staff continued to provide technical assistance and training opportunities of SPM Data Management tool to local jurisdictions in support of SCAG's bottom-up local input and envisioning process for Connect SoCal. Staff also continued maintenance and monitoring of the SPM Data Management tool made available to all local jurisdictions in the SCAG region to ensure optional system performance and prepared SPM scenario system for updates and enhancement.

**WORK ELEMENT: 070 - MODELING**

**OBJECTIVES**

Continued maintenance and monitoring of Scenario Planning Model (SPM) systems with the provision of training and technical assistance, outreach and educational programs to assist local planners and SCAG staff, especially in the development and analysis of Connect SoCal, SCAG's 2020 Regional Transportation Plan and Sustainable Communities Strategy. Also assess and update the existing SPM scenario system including its analysis modules to better support scenario development and analysis activities for Connect SoCal.

**STEPS AND PRODUCTS**

Step No	Step Description	Work Type	P	T	O	Start Date	End Date
1	Enhance and update SCAG Scenario Planning Model	Staff/Consultant	<input type="checkbox"/>	<input type="checkbox"/>	<input type="checkbox"/>	07/01/2019	06/30/2020
2	Provide support services in the application of the Scenario Planning Model	Staff	<input type="checkbox"/>	<input type="checkbox"/>	<input type="checkbox"/>	07/01/2019	06/30/2020
3	Setup and maintain Senario Planning Model for local and regional application	Staff	<input type="checkbox"/>	<input type="checkbox"/>	<input type="checkbox"/>	07/01/2019	06/30/2020

Product No	Product Description	Completion Date
1	SCAG Scenario Planning Model with enhancement	06/30/2020
2	Technical support in the development and analysis of Connect SoCal	06/30/2020
3	Scenario Planning Model system maintenance and monitoring	06/30/2020

**TASK: 20-070.2665.02** **TASK BUDGET: \$1,340,226**  
**TASK NAME: GROWTH FORECASTING - DEVELOPMENT, OUTREACH, AND COLLABORATION**

Carryover  Ongoing  **PROJECT MANAGER: YING ZHOU**

**PREVIOUS ACCOMPLISHMENTS**

Previously in FY19 150.4096.03 develop the growth forecasts for 2020RTP/SCS; provide analytical foundation for SCAG's and member agencies' planning activities; create socioeconomic data as input for SCAG's transportation model run.

**OBJECTIVES**

To develop socioeconomic estimates and growth projections for the 2020 RTP/SCS; coordinate with local jurisdictions and subregional agencies to build consensus on socioeconomic and land use growth forecasts; conduct Scenario Planning analysis and develop technical methodologies for SCAG's planning programs; produce socioeconomic data for SCAG's various transportation model runs; and provide data services to SCAG partners, stakeholders, and local jurisdictions for various planning activities.

**WORK ELEMENT: 070 - MODELING**

**STEPS AND PRODUCTS**

Step No	Step Description	Work Type	P	T	O	Start Date	End Date
1	Collaborating with the local jurisdictions and peer agencies to finalize the growth forecast at County/city/small area levels for the 2020 RTP/SCS	Staff	<input type="checkbox"/>	<input checked="" type="checkbox"/>	<input type="checkbox"/>	07/01/2019	06/30/2020
2	Develop county/small area levels demographic and employment growth data for transportation model run	Staff	<input type="checkbox"/>	<input type="checkbox"/>	<input checked="" type="checkbox"/>	07/01/2019	06/30/2020
3	conduct socioeconomic analysis and develop data to support RTP/SCS programs and member agencies' planning activities	Staff	<input type="checkbox"/>	<input checked="" type="checkbox"/>	<input type="checkbox"/>	07/01/2019	06/30/2020
4	Conduct analytical researches to improve demographic and employment estimation and projection methods	Staff	<input type="checkbox"/>	<input checked="" type="checkbox"/>	<input type="checkbox"/>	07/01/2019	06/30/2020

Product No	Product Description	Completion Date
1	population, households, and employment growth at county/city/TAZ levels	06/30/2020
2	Tier2 level data sets with detailed variables such as population by age, household by types, employment by sectors for transportation model run	06/30/2020
3	growth forecasts reflecting scenarios	06/30/2020

**PROJECT: CLOUD INFRASTRUCTURE**

DEPARTMENT NAME: 210 - INFORMATION TECHNOLOGY DIV.

MANAGER: CATHERINE KIRSCHBAUM

TOTAL BUDGET: \$687,947

**PROJECT DESCRIPTION**

Plan and manage SCAG's cloud based infrastructure to support development of the 2020 RTP/SCS. This cloud based approach will allow SCAG's modeling team to run data models more efficiently and with scalability to support large modeling runs of the ABM.

**PROJECT PRODUCT(S)**

- Establish compute instances in US West region, create custom AWS template for modeling;
- Establish configured storage in West Region, confirm sizing and data recovery;
- Data collection on run time outcomes;
- Successful ABM runs for 2020 RTP/SCS

TASK: 20-070.4851.01

TASK BUDGET: \$687,947

TASK NAME: CLOUD INFRASTRUCTURE

Carryover  Ongoing  PROJECT MANAGER: EMMANUEL FIGUEROA



**WORK ELEMENT: 070 - MODELING**

**PREVIOUS ACCOMPLISHMENTS**

Completed cloud based infrastructure configuration, setup and user acceptance testing (UAT).

**OBJECTIVES**

Plan and manage SCAG's cloud based infrastructure to support development of the 2020 RTP/SCS. This cloud based approach will allow SCAG's modeling team to run data models more efficiently and with scalability to support large modeling runs of the ABM.

**STEPS AND PRODUCTS**

Step No	Step Description	Work Type	P	T	O	Start Date	End Date
1	Design and implement cloud based compute infrastructure to support modeling (ABM) for RTP/SS.	Consultant	<input type="checkbox"/>	<input type="checkbox"/>	<input type="checkbox"/>	07/01/2019	06/30/2020
2	Test configuration and modeling runs for time and outcome.	Staff	<input type="checkbox"/>	<input type="checkbox"/>	<input type="checkbox"/>	07/01/2019	06/30/2020
3	Monitor and maintain modeling cloud infrastructure.	Staff/Consultant	<input type="checkbox"/>	<input type="checkbox"/>	<input type="checkbox"/>	07/01/2019	06/30/2020

Product No	Product Description	Completion Date
1	Data collection on run time outcomes.	06/30/2020
2	Successful ABM runs for 2020 RTP/SCS.	06/30/2020



# Caltrans Report

FY 2019 - 2020 OWP

**WORK ELEMENT: 080 - PERFORMANCE ASSESSMENT & MONITORING**

**DEPARTMENT: 428 - COMPLIANCE & PERFORMANCE MONITORING DEPT.**

**MANAGER: PING CHANG** **TOTAL BUDGET: \$929,580**

**SUMMARY OF PROGRAM EXPENDITURES**

<u>Category</u>	<u>SCAG</u>	<u>Consultant</u>	<u>Consultant TC</u>	<u>Non-Profits/IHL</u>	<u>Total</u>
01. Salary	175,924	0	0	0	175,924
02. Benefits	139,867	0	0	0	139,867
03. Temp Staff	0	0	0	0	0
04. Indirect Cost	393,782	0	0	0	393,782
05. Printing	0	0	0	0	0
06. Travel	16,000	0	0	0	16,000
07. Other	0	0	0	0	0
08. Consultant	0	0	0	0	0
09. Consultant TC	0	0	0	0	0
10. Non-Profits/IHL	0	0	0	110,000	110,000
11. In-Kind Commits	94,007	0	0	0	94,007
12. Cash/Local Other	0	0	0	0	0
<b>Total</b>	<b>\$819,580</b>	<b>\$0</b>	<b>\$0</b>	<b>\$110,000</b>	<b>\$929,580</b>
Toll Credits/Not an expenditure	0	0	0	0	0

**WORK ELEMENT: 080 - PERFORMANCE ASSESSMENT & MONITORING**

**SUMMARY OF PROGRAM REVENUES**

<u>Fund Source</u>	<u>SCAG</u>	<u>Consultant</u>	<u>Non-Profits/IHL</u>	<u>Consultant TC</u>	<u>Total</u>
01. FHWA PL	725,573	0	0	0	725,573
02. FHWA PL C/O	0	0	0	0	0
03. FTA 5303	0	0	97,383	0	97,383
04. FTA 5303 C/O	0	0	0	0	0
05. FTA 5304	0	0	0	0	0
06. FHWA SP&R	0	0	0	0	0
07. Federal Other	0	0	0	0	0
08. TDA	0	0	12,617	0	12,617
09. SB1 Adaptation	0	0	0	0	0
10. SB1 Competitive	0	0	0	0	0
11. SB1 Formula	0	0	0	0	0
12. State Other	0	0	0	0	0
13. In-Kind Commits	94,007	0	0	0	94,007
14. Cash/Local Other	0	0	0	0	0
<b>Total</b>	<b>\$819,580</b>	<b>\$0</b>	<b>\$110,000</b>	<b>\$0</b>	<b>\$929,580</b>
Toll Credits/Not a revenue	0	0	0	0	0

**PAST ACCOMPLISHMENTS**

Conducted data collection, processing, and analysis in support of the 2019 Local Profiles reports. Coordinated Local Profiles programming and template development. Collaborated with Caltrans and local jurisdictions on implementation of the annual HPMS data collection and outreach efforts.

Completed annual AVO analysis and reporting requirements for the SR-91 Express Lanes and the Eastern/San Joaquin Hills Transportation Corridor toll facilities in Orange County. Also completed target setting for MAP-21 Performance Measures PM 1, 2 and 3 in coordination with Caltrans.





**WORK ELEMENT: 080 - PERFORMANCE ASSESSMENT & MONITORING**

**OBJECTIVE**

Consistent with federal performance-based planning and monitoring guidance, provide performance assessment and monitoring of the SCAG region, particularly the implementation of the 2016 RTP/SCS and development of the 2020 RTP/SCS. Tasks include the monitoring and assessment of regional growth and development trends, transportation system performance, environmental quality, regional sustainability and climate resilience, public health, and the socioeconomic well-being of the SCAG population, including household income and housing affordability. The results of the monitoring and assessment program provide the basis for informed policy-making and support plan implementation, particularly in relation to regional transportation planning and required federal performance monitoring and reporting. This program also works with the California Department of Transportation in the coordination and data collection mandated under the Highway Performance Monitoring System (HPMS).

**PROJECT: PERFORMANCE ASSESSMENT & MONITORING**

**DEPARTMENT NAME: 428 - COMPLIANCE & PERFORMANCE MONITORING DEPT.**

**MANAGER: PING CHANG** **TOTAL BUDGET: \$561,208**

**PROJECT DESCRIPTION**

Activities related to the assessment of current conditions within the SCAG region in support of various regional planning programs and projects, including development of the biennial Local Profiles reports, annual HPMS data collection, SB 743 local implementation, and enhancement of performance assessment tools.

**PROJECT PRODUCT(S)**

- Summary of annual HPMS data collection and regional outreach process.
- Summary of annual Average Vehicle Occupancy (AVO) analysis and reporting for applicable toll road facilities.
- Summary of 'REVISION' performance monitoring tool system enhancements.
- Summary of activities in support of regional implementation of SB 743.
- Publication of the biennial Local Profiles reports for each of the member jurisdictions in the SCAG region.

**TASK: 20-080.0153.04** **TASK BUDGET: \$561,208**

**TASK NAME: REGIONAL ASSESSMENT**

Carryover  Ongoing  **PROJECT MANAGER: MICHAEL GAINOR**

**PREVIOUS ACCOMPLISHMENTS**

The 2019 Local Profiles reports were released in May, 2019 for each of the SCAG member jurisdictions, including 189 cities, 6 counties, and 6 unincorporated county areas. The reports were also posted on the SCAG website for public access and download. Jurisdictional level data was collected in support of the annual Highway Performance Monitoring System (HPMS) update process. This data was then provided to Caltrans to update the statewide database. The annual Average Vehicle Occupancy (AVO) analysis was conducted for two Orange County toll road facilities, the SR-91 Express Lanes and the Eastern/San Joaquin Hills Transportation Corridor. The required AVO reports were filed for each of these facilities. Continued coordination with local agencies on implementation of SB 743.



**WORK ELEMENT: 080 - PERFORMANCE ASSESSMENT & MONITORING**

**OBJECTIVES**

Compile data resources, manage development, and organize quality control activities in support of the biennial Local Profiles reports. Coordinate with local jurisdictions on enhancement of Local Profiles reports. Coordinate with Caltrans and local jurisdictions on annual HPMS data collection and outreach activities. Manage annual Average Vehicle Occupancy (AVO) analysis and reporting requirements for two Orange County toll facilities. Manage maintenance and database update of the 'REVISION' tool and coordinate development of application enhancements. Coordinate with state and local agencies on implementation of SB 743 transportation impact assessment requirements

**STEPS AND PRODUCTS**

Step No	Step Description	Work Type	P	T	O	Start Date	End Date
1	Collection, analysis, and processing of data and information in support of the biennial Local Profiles reports, including data related to regional transportation system performance, housing, and economic indicators.	Staff	<input type="checkbox"/>	<input type="checkbox"/>	<input type="checkbox"/>	07/01/2019	06/30/2020
2	Collection and analysis of data and information to assess progress toward regional plan goals, including the maintenance and enhancement of the 'REVISION' regional performance monitoring tool.	Staff	<input type="checkbox"/>	<input type="checkbox"/>	<input type="checkbox"/>	07/01/2019	06/30/2020
3	Coordinate annual regional HPMS data collection and outreach efforts with Caltrans.	Non-Profits/IHL	<input type="checkbox"/>	<input type="checkbox"/>	<input type="checkbox"/>	07/01/2019	06/30/2020
4	Review and analyze vehicle occupancy data and submit required Annual Vehicle Occupancy (AVO) reports for two Orange County toll facilities.	Staff	<input type="checkbox"/>	<input type="checkbox"/>	<input type="checkbox"/>	07/01/2019	06/30/2020
5	Coordinate with statewide and local agencies to provide support and guidance on the local and regional implementation of SB 743 requirements.	Staff	<input type="checkbox"/>	<input checked="" type="checkbox"/>	<input type="checkbox"/>	07/01/2019	06/30/2020

Product No	Product Description	Completion Date
1	Summary of enhancements developed in support of the 'REVISION' regional performance monitoring tool.	06/30/2020
2	Reports related to the annual regional HPMS data collection and outreach efforts.	06/30/2020
3	Average Vehicle Occupancy (AVO) analysis reports and letters of concurrence in support of the SR-91 Expressway and the Eastern/San Joaquin Hills Transportation Corridor toll facilities in Orange County.	06/30/2020

**PROJECT: RTP/SCS PERFORMANCE MONITORING**

DEPARTMENT NAME: 428 - COMPLIANCE & PERFORMANCE MONITORING DEPT.  
 MANAGER: PING CHANG TOTAL BUDGET: \$368,372



**WORK ELEMENT: 080 - PERFORMANCE ASSESSMENT & MONITORING**

**PROJECT DESCRIPTION**

Manage SCAG's regional performance monitoring, data collection, and reporting program. Coordinate with Caltrans and local stakeholders on the development of statewide and regional MAP-21 performance monitoring targets. Compile data resources for MAP-21 travel time reliability, peak hour excessive delay, and CMAQ performance measures. Manage preparation of baseline MAP-21 performance monitoring report for the SCAG region for travel time reliability, peak hour excessive delay, and CMAQ performance measures. Develop and manage a comprehensive on-going regional performance monitoring program in support of development and implementation of the 2020 Regional Transportation Plan/Sustainable Communities Strategy (RTP/SCS). Refinement of regional performance monitoring tools to support 2020 RTP/SCS development. Participate in 2020 RTP/SCS development activities, including identification of Plan goals, objectives, and performance measures.

**PROJECT PRODUCT(S)**

Reports related to on-going 2016 RTP/SCS performance. Summary of activities related to MAP-21. Draft and final 2020 RTP/SCS performance measures.

**TASK: 20-080.4854.01** **TASK BUDGET: \$368,372**  
**TASK NAME: RTP/SCS PERFORMANCE MONITORING**

Carryover  Ongoing  **PROJECT MANAGER: MICHAEL GAINOR**

**PREVIOUS ACCOMPLISHMENTS**

Previously in FY19 task number was 150.4095.01. Developed draft set of goals, objectives, and performance measures in support of the 2020 RTP/SCS. Attended multiple workshops and webinars on MAP-21 performance-based planning requirements. Coordinated the compilation of NPMRDS data in support of MAP-21 performance measures related to National Highway System (NHS) travel time reliability and peak hour excessive delay. Organized the compilation of criteria pollutant emission reduction data and non-single occupant vehicle mode share data in support of MAP-21 CMAQ reporting requirements. Developed and submitted to Caltrans the CMAQ Program Performance Report for the SCAG region. Worked with Caltrans, other state MPOs, and local stakeholders in the development of statewide MAP-21 performance targets. Established set of regional 2-year and 4-year MAP-21 performance targets based on the statewide targets, which were subsequently adopted by the SCAG Regional Council.

**OBJECTIVES**

Manage SCAG's regional performance monitoring, data collection, and reporting program. Coordinate with Caltrans and local stakeholders on the development of statewide and regional MAP-21 performance monitoring targets. Compile data resources for MAP-21 travel time reliability, peak hour excessive delay, and CMAQ performance measures. Manage preparation of baseline MAP-21 performance monitoring report for the SCAG region for travel time reliability, peak hour excessive delay, and CMAQ performance measures. Develop and manage a comprehensive on-going regional performance monitoring program in support of development and implementation of the 2020 Regional Transportation Plan/Sustainable Communities Strategy (RTP/SCS). Refinement of regional performance monitoring tools to support 2020 RTP/SCS development. Participate in 2020 RTP/SCS development activities, including identification of Plan goals, objectives, and performance measures.

**WORK ELEMENT: 080 - PERFORMANCE ASSESSMENT & MONITORING**

**STEPS AND PRODUCTS**

Step No	Step Description	Work Type	P	T	O	Start Date	End Date
1	Compile and analyze regional data in support of comprehensive regional performance monitoring system to monitor implementation of the 2020 RTP/SCS.	Staff	<input type="checkbox"/>	<input type="checkbox"/>	<input type="checkbox"/>	07/01/2019	06/30/2020
2	Maintain data collection and analysis in support of MAP-21 travel time reliability, peak hour excessive delay, freight, safety, pavement and bridge condition, and CMAQ performance measures.	Staff	<input type="checkbox"/>	<input type="checkbox"/>	<input type="checkbox"/>	07/01/2019	06/30/2020
3	Manage SCAG's 2016 RTP/SCS on-going regional performance monitoring, data collection, and reporting program, including monitoring enhancements provided through SB 150.	Staff	<input type="checkbox"/>	<input type="checkbox"/>	<input type="checkbox"/>	07/01/2019	06/30/2020
4	Development of draft 2020 RTP/SCS chapter and technical report related to regional performance measures and performance monitoring, including federal MAP-21 performance management and reporting requirements.	Staff	<input type="checkbox"/>	<input type="checkbox"/>	<input type="checkbox"/>	07/01/2019	06/30/2020

Product No	Product Description	Completion Date
1	Reports related to on-going 2016 RTP/SCS performance monitoring.	06/30/2020
2	Summary of activities related to MAP-21 performance management data collection, analysis, and reporting activities for travel time, peak hour excessive delay, freight, safety, pavement and bridge condition, and CMAQ performance measures.	06/30/2020
3	Draft and Final 2020 RTP/SCS 'Performance Measures' chapter.	06/30/2020
4	Draft and Final 2020 RTP/SCS 'Performance Measures' technical report.	06/30/2020



Caltrans Report  
FY 2019 - 2020 OWP

**WORK ELEMENT: 090 - PUBLIC INFORMATION & COMMUNICATIONS**

**DEPARTMENT: 432 - MEDIA AND PUBLIC AFFAIRS DEPT.**  
**MANAGER: JEFF LIU** **TOTAL BUDGET: \$3,785,306**

**SUMMARY OF PROGRAM EXPENDITURES**

<u>Category</u>	<u>SCAG</u>	<u>Consultant</u>	<u>Consultant TC</u>	<u>Non-Profits/IHL</u>	<u>Total</u>
01. Salary	666,309	0	0	0	666,309
02. Benefits	529,747	0	0	0	529,747
03. Temp Staff	0	0	0	0	0
04. Indirect Cost	1,491,450	0	0	0	1,491,450
05. Printing	0	0	0	0	0
06. Travel	0	0	0	0	0
07. Other	105,000	0	0	0	105,000
08. Consultant	0	0	0	0	0
09. Consultant TC	0	0	631,000	0	631,000
10. Non-Profits/IHL	0	0	0	0	0
11. In-Kind Commits	361,800	0	0	0	361,800
12. Cash/Local Other	0	0	0	0	0
<b>Total</b>	<b>\$3,154,306</b>	<b>\$0</b>	<b>\$631,000</b>	<b>\$0</b>	<b>\$3,785,306</b>
Toll Credits/Not an expenditure	0	0	72,377	0	72,377

**WORK ELEMENT: 090 - PUBLIC INFORMATION & COMMUNICATIONS**

**SUMMARY OF PROGRAM REVENUES**

<u>Fund Source</u>	<u>SCAG</u>	<u>Consultant</u>	<u>Non-Profits/IHL</u>	<u>Consultant TC</u>	<u>Total</u>
01. FHWA PL	1,392,506	0	0	0	1,392,506
02. FHWA PL C/O	300,000	0	0	0	300,000
03. FTA 5303	0	0	0	631,000	631,000
04. FTA 5303 C/O	1,100,000	0	0	0	1,100,000
05. FTA 5304	0	0	0	0	0
06. FHWA SP&R	0	0	0	0	0
07. Federal Other	0	0	0	0	0
08. TDA	0	0	0	0	0
09. SB1 Adaptation	0	0	0	0	0
10. SB1 Competitive	0	0	0	0	0
11. SB1 Formula	0	0	0	0	0
12. State Other	0	0	0	0	0
13. In-Kind Commits	361,800	0	0	0	361,800
14. Cash/Local Other	0	0	0	0	0
<b>Total</b>	<b>\$3,154,306</b>	<b>\$0</b>	<b>\$0</b>	<b>\$631,000</b>	<b>\$3,785,306</b>
Toll Credits/Not a revenue	0	0	0	72,377	72,377

**PAST ACCOMPLISHMENTS**

Streamed and recorded videos of meetings, and produced videos promoting agency programs, plans, policies and services. Updated websites to make accessible information on SCAG programs, plans, services and initiatives such as Connect SoCal – the 2020-2045 Regional Transportation Plan/Sustainable Communities Strategy. Developed media engagement plans and distributed news releases to local media outlets announcing newly completed studies, grant awards and program events/workshops. Created electronic newsletters, factsheets, brochures, poster boards and event handouts to support overall communication and education efforts.

**OBJECTIVE**

Develop and execute a comprehensive external communications program that informs diverse audiences about SCAG programs, plans, initiatives and services through various email and social media channels, engagement with



**WORK ELEMENT: 090 - PUBLIC INFORMATION & COMMUNICATIONS**

local media, video production, websites and print collateral.

**PROJECT: PUBLIC INFORMATION AND COMMUNICATION**

**DEPARTMENT NAME: 432 - MEDIA AND PUBLIC AFFAIRS DEPT.**

**MANAGER: JEFF LIU** **TOTAL BUDGET: \$3,785,306**

**PROJECT DESCRIPTION**

Management and Coordination of a Comprehensive Communications Program to develop and disseminate information promoting and publicizing agency programs, services, initiative, and plans.

**PROJECT PRODUCT(S)**

- News Releases.
- Website—including live stream of RC meetings.
- SCAG update E-Newsletter.
- Fact sheets.
- New Member orientation material.
- Regional Conference and General Assembly materials.
- Regional Conference and General Assembly video.
- Your guide to SCAG videos.

**TASK: 20-090.0148.01** **TASK BUDGET: \$2,842,003**

**TASK NAME: PUBLIC INFORMATION AND COMMUNICATION**

Carryover  Ongoing  **PROJECT MANAGER: JEFF LIU**

**PREVIOUS ACCOMPLISHMENTS**

Completed Year in Review, Sustainability Awards and promotional Connect SoCal videos; Recorded, streamed and provided archive videos of its monthly Regional Council meetings on website; Produced and distributed the monthly Spotlight and SCAG Update electronic newsletters; Assisted with communications for Go Human advertising campaign and demonstration events; Developed program and event materials for Regional Conference; and created Annual Accomplishments report. Updated SCAG websites on new programs and services, and began process to scope out needs for development of new SCAG main website.

**OBJECTIVES**

Develop and implement external communications strategies to promote partnerships, build consensus, and foster inclusiveness in the decision-making process. SCAG's communications strategies facilitates the agency's transportation planning activities by helping to inform the general public, media, agency stakeholders and partners about the existence, purpose and potential impact of these activities and to convey this information in ways that are engaging and easy to understand for general audiences. Materials developed for this purpose include website content, videos, news releases, fact sheets, signage, posters, and other publications. Related activities include developing materials for public outreach meetings and workshops and programming content for special events.

**WORK ELEMENT: 090 - PUBLIC INFORMATION & COMMUNICATIONS**

**STEPS AND PRODUCTS**

Step No	Step Description	Work Type	P	T	O	Start Date	End Date
1	Produce videos promoting agency programs, plans, policies and services. Video record and web stream monthly regional council meetings.	Staff/Consultant	<input type="checkbox"/>	<input type="checkbox"/>	<input checked="" type="checkbox"/>	07/01/2019	06/30/2020
2	Write, edit, design and disseminate periodic newsletters.	Staff	<input type="checkbox"/>	<input type="checkbox"/>	<input type="checkbox"/>	07/01/2019	06/30/2020
3	Write, edit, design and disseminate event and other agency outreach/promotional materials.	Staff/Consultant	<input type="checkbox"/>	<input type="checkbox"/>	<input checked="" type="checkbox"/>	07/01/2019	06/30/2020
4	Enhance and maintain website content.	Staff/Consultant	<input type="checkbox"/>	<input type="checkbox"/>	<input checked="" type="checkbox"/>	07/01/2019	06/30/2020

Product No	Product Description	Completion Date
1	Videos of meetings and videos promoting agency programs, plans, policies and services.	06/30/2020
2	Website promoting and describing all SCAG programs, plans, services and initiatives.	06/30/2020
3	Electronic newsletters.	06/30/2020
4	Factsheets, new member orientation materials, brochures, advertisements and event handouts.	06/30/2020

**TASK: 20-090.0148.02**

**TASK BUDGET: \$943,303**

**TASK NAME: MEDIA SUPPORT FOR PLANNING ACTIVITIES**

Carryover  Ongoing  **PROJECT MANAGER: JEFF LIU**

**PREVIOUS ACCOMPLISHMENTS**

Developed media plans and distributed press releases for regional economic reports and Economic Summit, Connect SoCal public engagement, Regional Conference and General Assembly and Go Human events. Held media trainings for board members on Connect SoCal plan, developed talking points and responded to press inquiries on SCAG planning and data programs and services.

**OBJECTIVES**

Provide media support to build awareness of SCAG, its mission, planning activities and critical issues affecting the region to a broad constituency representative of the region's diversity.



**WORK ELEMENT: 090 - PUBLIC INFORMATION & COMMUNICATIONS**

**STEPS AND PRODUCTS**

Step No	Step Description	Work Type	P	T	O	Start Date	End Date
1	Monitor news stories that mention or cite SCAG, archive news clippings and generate coverage reports.	Staff/Consultant	<input type="checkbox"/>	<input type="checkbox"/>	<input checked="" type="checkbox"/>	07/01/2019	06/30/2020
2	Develop media strategy, plans, talking points and crisis communication support for SCAG, its programs and initiatives.	Staff/Consultant	<input type="checkbox"/>	<input type="checkbox"/>	<input checked="" type="checkbox"/>	07/01/2019	06/30/2020
3	Write, edit and disseminate news releases, media advisories and op-eds, translating to different languages as needed, and responding to media requests.	Staff/Consultant	<input type="checkbox"/>	<input type="checkbox"/>	<input checked="" type="checkbox"/>	07/01/2019	06/30/2020

Product No	Product Description	Completion Date
1	Media log, op-ed pieces, news releases and media advisories intended for print and electronic media.	06/30/2020



Caltrans Report  
FY 2019 - 2020 OWP

**WORK ELEMENT: 095 - REGIONAL OUTREACH AND PUBLIC PARTICIPATION**

**DEPARTMENT: 121 - POLICY & PUBLIC AFFAIRS DIV.**  
**MANAGER: JAVIERA CARTAGENA** **TOTAL BUDGET: \$4,121,772**

**SUMMARY OF PROGRAM EXPENDITURES**

<u>Category</u>	<u>SCAG</u>	<u>Consultant</u>	<u>Consultant TC</u>	<u>Non-Profits/IHL</u>	<u>Total</u>
01. Salary	584,321	0	0	0	584,321
02. Benefits	464,563	0	0	0	464,563
03. Temp Staff	402,000	0	0	0	402,000
04. Indirect Cost	1,911,574	0	0	0	1,911,574
05. Printing	0	0	0	0	0
06. Travel	24,000	0	0	0	24,000
07. Other	99,586	0	0	0	99,586
08. Consultant	0	0	0	0	0
09. Consultant TC	0	0	325,000	0	325,000
10. Non-Profits/IHL	0	0	0	0	0
11. In-Kind Commits	310,728	0	0	0	310,728
12. Cash/Local Other	0	0	0	0	0
<b>Total</b>	<b>\$3,796,772</b>	<b>\$0</b>	<b>\$325,000</b>	<b>\$0</b>	<b>\$4,121,772</b>
Toll Credits/Not an expenditure	0	0	37,278	0	37,278

**WORK ELEMENT: 095 - REGIONAL OUTREACH AND PUBLIC PARTICIPATION**

**SUMMARY OF PROGRAM REVENUES**

<u>Fund Source</u>	<u>SCAG</u>	<u>Consultant</u>	<u>Non-Profits/IHL</u>	<u>Consultant TC</u>	<u>Total</u>
01. FHWA PL	1,298,314	0	0	0	1,298,314
02. FHWA PL C/O	0	0	0	0	0
03. FTA 5303	0	0	0	325,000	325,000
04. FTA 5303 C/O	1,100,000	0	0	0	1,100,000
05. FTA 5304	0	0	0	0	0
06. FHWA SP&R	0	0	0	0	0
07. Federal Other	0	0	0	0	0
08. TDA	1,087,730	0	0	0	1,087,730
09. SB1 Adaptation	0	0	0	0	0
10. SB1 Competitive	0	0	0	0	0
11. SB1 Formula	0	0	0	0	0
12. State Other	0	0	0	0	0
13. In-Kind Commits	310,728	0	0	0	310,728
14. Cash/Local Other	0	0	0	0	0
<b>Total</b>	<b>\$3,796,772</b>	<b>\$0</b>	<b>\$0</b>	<b>\$325,000</b>	<b>\$4,121,772</b>
Toll Credits/Not a revenue	0	0	0	37,278	37,278

**PAST ACCOMPLISHMENTS**

SCAG developed and executed the Marketing and Public Outreach Strategy for the Connect SoCal Plan. The strategy reflects SCAG's Public Participation Plan goals and included facilitating and coordinating outreach forums during the early development phase of the Plan. Staff also operated a Regional Office in every county outside Los Angeles County (Imperial, Orange, Riverside, San Bernardino, and Ventura) to complement the outreach efforts being conducted. Through these efforts, SCAG engaged an extensive group of stakeholders in its planning and programming processes by facilitating additional meetings, workshops, and other events and worked to improve engagement from traditionally underserved populations.



**WORK ELEMENT: 095 - REGIONAL OUTREACH AND PUBLIC PARTICIPATION**

**OBJECTIVE**

Engage regional stakeholders in the SCAG planning and programming process through the support and enhancement of outreach efforts to local governments, Tribal Governments, and members of the various stakeholder entities, including community, environmental, business, and academic groups, as well as other interested parties. The SCAG Regional Offices are critical components in these efforts, with SCAG staff assigned to an office in each county in the SCAG region.

**PROJECT: REGIONAL TRANSPORTATION PLAN DEVELOPMENT OUTREACH**

**DEPARTMENT NAME:** 121 - POLICY & PUBLIC AFFAIRS DIV.  
**MANAGER:** JAVIERA CARTAGENA **TOTAL BUDGET:** \$1,705,396

**PROJECT DESCRIPTION**

Provide support for Federally/and State-mandated Public Outreach and media for SCAG Planning Activities. With emphasis on the implementation of the 2016 Regional Transportation Plan and Sustainable Communities Strategy (RTP/SCS), along with the Development of the 2020 RTP/SCS. The project also provides a framework for SCAG's Internship Program to improve its effectiveness.

**PROJECT PRODUCT(S)**

- Project Work Plan.
- Quarterly Progress Reports.
- Meeting agendas and supporting documentation for SCAG.
- Facilitated activities.
- Media placement of OP-EDS and collateral materials.

**TASK:** 20-095.1533.01 **TASK BUDGET:** \$617,666  
**TASK NAME:** REGIONAL TRANSPORTATION PLAN OUTREACH

Carryover  Ongoing  **PROJECT MANAGER:** JAVIERA CARTAGENA

**PREVIOUS ACCOMPLISHMENTS**

Managed digital advertising plan, outreach teams serving intercept surveys, and facilitated the coordination of outreach forums during the early development of Connect SoCal (2020 RTP/SCS).

**OBJECTIVES**

Develop and execute the marketing and public outreach strategy to engage regional stakeholders in a collaborative effort to continue consensus building on SCAG plans and programs and the implementation of Connect SoCal (2020 RTP/SCS).

**WORK ELEMENT: 095 - REGIONAL OUTREACH AND PUBLIC PARTICIPATION**

**STEPS AND PRODUCTS**

Step No	Step Description	Work Type	P	T	O	Start Date	End Date
1	Provide project management and administration.	Staff	<input type="checkbox"/>	<input type="checkbox"/>	<input type="checkbox"/>	07/01/2019	06/30/2020
2	Assist with public outreach to engage stakeholders in dialogue on SCAG's regional priorities identified in Connect SoCal to help facilitate input and implementation.	Staff/Consultant	<input type="checkbox"/>	<input checked="" type="checkbox"/>	<input type="checkbox"/>	07/01/2019	06/30/2020
3	Assist with meeting and workshop coordination and other activities intended to provide outreach support for SCAG's planning activities.	Staff/Consultant	<input type="checkbox"/>	<input type="checkbox"/>	<input type="checkbox"/>	07/01/2019	06/30/2020

Product No	Product Description	Completion Date
1	Meeting agendas and supporting documentation for SCAG facilitated activities.	06/30/2020
2	Survey and final reports.	06/30/2020

**TASK: 20-095.1533.02** **TASK BUDGET: \$1,087,730**

**TASK NAME: REGIONAL PLANNING & POLICY INTERN PROGRAM**

Carryover  Ongoing  **PROJECT MANAGER: CARMEN FLORES**

**PREVIOUS ACCOMPLISHMENTS**

HR finalized the recruitment plan for 2019, established a quarterly recruitment timeline, secured speakers for intern orientation, and developed objective setting activities for interns to complete during orientation and utilize during their internships.

**OBJECTIVES**

To support an agency-wide Internship Program providing students in various fields of study the opportunity to gain real-world experience while providing policy research, data analyses, and other services to divisions/departments throughout the agency.

**STEPS AND PRODUCTS**

Step No	Step Description	Work Type	P	T	O	Start Date	End Date
1	Develop a framework for administering the program that includes program goals and objectives, administrative details (e.g. hiring procedures, term and compensation, supervision responsibility, budget), work detail, evaluation procedures, etc.	Staff	<input type="checkbox"/>	<input type="checkbox"/>	<input type="checkbox"/>	07/01/2019	06/30/2020
2	Initiate year two of the program for interns.	Staff	<input type="checkbox"/>	<input type="checkbox"/>	<input type="checkbox"/>	07/01/2019	06/30/2020



**WORK ELEMENT: 095 - REGIONAL OUTREACH AND PUBLIC PARTICIPATION**

Product No	Product Description	Completion Date
1	Program Framework Guidelines and Implementation.	06/30/2020

**PROJECT: REGIONAL OUTREACH AND PUBLIC PARTICIPATION**

DEPARTMENT NAME: 121 - POLICY & PUBLIC AFFAIRS DIV.  
 MANAGER: ARTHUR YOON TOTAL BUDGET: \$2,416,376

**PROJECT DESCRIPTION**

Engage regional stakeholders in the SCAG Planning and Programming processes through the SCAG main office and regional offices. The Public Outreach efforts include: presentations, workshops, public meetings, and public hearings on major SCAG initiatives throughout the region.

**PROJECT PRODUCT(S)**

Tracking log of outreach presentations at regional offices and supporting documentation (agendas, meeting summaries, sign-in sheets, etc).

TASK: **20-095.1633.01** TASK BUDGET: \$2,416,376  
 TASK NAME: **PUBLIC INVOLVEMENT**

Carryover  Ongoing  PROJECT MANAGER: JAVIERA CARTAGENA

**PREVIOUS ACCOMPLISHMENTS**

During FY18-19, staff operated a Regional Office in every county outside Los Angeles County (Imperial, Orange, Riverside, San Bernardino, and Ventura) to complement the outreach efforts being conducted at the Main SCAG Office in Los Angeles. Through this effort, SCAG engaged an extensive group of stakeholders in its planning and programming processes by facilitating meetings, workshops, public hearings and other events at the Regional Offices and facilitating video conferencing between the SCAG Main Office and the Regional Offices . The Regional Affairs Officers also represented SCAG at stakeholder meetings throughout the region , facilitating the flow of information between SCAG and its member jurisdictions and stakeholders.

**OBJECTIVES**

Engage and increase the number of regional stakeholders in the SCAG planning and programming process through the support and enhancement of outreach efforts to local governments , Tribal Governments, and members of various stakeholder entities, including community, environmental, business, and academic groups, as well as other interested parties. The public outreach efforts include presentations, workshops, public meetings, and public hearings on major SCAG initiatives.

**WORK ELEMENT: 095 - REGIONAL OUTREACH AND PUBLIC PARTICIPATION**

**STEPS AND PRODUCTS**

Step No	Step Description	Work Type	P	T	O	Start Date	End Date
1	Manage the regional Offices, including coordinating special events throughout the year.	Staff	<input type="checkbox"/>	<input type="checkbox"/>	<input type="checkbox"/>	07/01/2019	06/30/2020
2	Conduct on-going coordinating meetings with staff & consultants associated with major SCAG initiatives and other outreach efforts, such as the RTP/SCS, active transportation, economic strategy and sustainability programs.	Staff	<input type="checkbox"/>	<input checked="" type="checkbox"/>	<input type="checkbox"/>	07/01/2019	06/30/2020
3	Monitor budget, prepare regular progress reports, & provide timely coordinated and accurate support to the Regional Council and Policy Committees.	Staff	<input type="checkbox"/>	<input type="checkbox"/>	<input type="checkbox"/>	07/01/2019	06/30/2020

Product No	Product Description	Completion Date
1	Tracking log of meetings attended and outreach presentations by Regional Affairs Officers and at Regional Offices, including supporting documentation, such as agendas, meeting summaries, sign-in sheets, etc.	06/30/2020



Caltrans Report  
FY 2019 - 2020 OWP

WORK ELEMENT: 100 - INTELLIGENT TRANSPORTATION SYSTEMS (ITS)

DEPARTMENT: 417 - TRANSIT/RAIL DEPT.

MANAGER: PHILIP LAW

TOTAL BUDGET: \$460,304

SUMMARY OF PROGRAM EXPENDITURES

<u>Category</u>	<u>SCAG</u>	<u>Consultant</u>	<u>Consultant TC</u>	<u>Non-Profits/IHL</u>	<u>Total</u>
01. Salary	34,441	0	0	0	34,441
02. Benefits	27,383	0	0	0	27,383
03. Temp Staff	0	0	0	0	0
04. Indirect Cost	77,092	0	0	0	77,092
05. Printing	0	0	0	0	0
06. Travel	3,000	0	0	0	3,000
07. Other	0	0	0	0	0
08. Consultant	0	0	0	0	0
09. Consultant TC	0	0	300,000	0	300,000
10. Non-Profits/IHL	0	0	0	0	0
11. In-Kind Commits	18,388	0	0	0	18,388
12. Cash/Local Other	0	0	0	0	0
<b>Total</b>	<b>\$160,304</b>	<b>\$0</b>	<b>\$300,000</b>	<b>\$0</b>	<b>\$460,304</b>
Toll Credits/Not an expenditure	0	0	34,410	0	34,410



**WORK ELEMENT: 100 - INTELLIGENT TRANSPORTATION SYSTEMS (ITS)**

**SUMMARY OF PROGRAM REVENUES**

<u>Fund Source</u>	<u>SCAG</u>	<u>Consultant</u>	<u>Non-Profits/IHL</u>	<u>Consultant TC</u>	<u>Total</u>
01. FHWA PL	141,916	0	0	0	141,916
02. FHWA PL C/O	0	0	0	0	0
03. FTA 5303	0	0	0	300,000	300,000
04. FTA 5303 C/O	0	0	0	0	0
05. FTA 5304	0	0	0	0	0
06. FHWA SP&R	0	0	0	0	0
07. Federal Other	0	0	0	0	0
08. TDA	0	0	0	0	0
09. SB1 Adaptation	0	0	0	0	0
10. SB1 Competitive	0	0	0	0	0
11. SB1 Formula	0	0	0	0	0
12. State Other	0	0	0	0	0
13. In-Kind Commits	18,388	0	0	0	18,388
14. Cash/Local Other	0	0	0	0	0
<b>Total</b>	<b>\$160,304</b>	<b>\$0</b>	<b>\$0</b>	<b>\$300,000</b>	<b>\$460,304</b>
Toll Credits/Not a revenue	0	0	0	34,410	34,410

**PAST ACCOMPLISHMENTS**

In FY19, SCAG updated its multi-county Regional ITS Architecture, incorporating the latest National ITS Architecture and Connected Vehicle Reference Implementation Architecture. SCAG's multi-county Regional ITS Architecture focuses on elements that cross county boundaries, including good movement, traveler information, commuter rail, safety, and active transportation.

**OBJECTIVE**

Continue engaging with regional stakeholders on ITS and ITS related matters, including use and maintenance of the updated Regional ITS Architecture. Maintain the web-accessible Architecture and provide documentation to maximize usability of the Architecture and ensure on-going maintenance. Seek to provide training and educational opportunities to stakeholders on ITS related topics in partnership with FHWA/Caltrans as opportunities become available.



**WORK ELEMENT:** 100 - INTELLIGENT TRANSPORTATION SYSTEMS (ITS)

**PROJECT:** INTELLIGENT TRANSPORTATION SYSTEMS PLANNING

**DEPARTMENT NAME:** 417 - TRANSIT/RAIL DEPT.

**MANAGER:** PHILIP LAW

**TOTAL BUDGET:** \$460,304

**PROJECT DESCRIPTION**

The goal of this project is to continue the integration of Intelligent Transportation Systems (ITS) into common architecture via participation with Regional partners in the implementation of its integration and architecture.

**PROJECT PRODUCT(S)**

Updated Regional ITS Architecture and draft ITS element of 2020 RTP/SCS.

**TASK:** 20-100.1630.02

**TASK BUDGET:** \$157,274

**TASK NAME:** INTELLIGENT TRANSPORTATION SYSTEMS (ITS) PLANNING

Carryover  Ongoing  **PROJECT MANAGER:** THOMAS BELLINO

**PREVIOUS ACCOMPLISHMENTS**

In FY19, the multi-county Regional ITS Architecture was updated, incorporating the latest National ITS Architecture and Connected Vehicle Reference Implementation Architecture.

**OBJECTIVES**

The objective of this task is to plan for transportation technology advancements and assess potential impacts to the transportation system, and to support the effective implementation of technology through the integration of ITS into common architecture, via participation with regional partners in the implementation and maintenance of the Regional ITS architecture.

**STEPS AND PRODUCTS**

Step No	Step Description	Work Type	P	T	O	Start Date	End Date
1	Continue maintenance and update of the multi-county Regional ITS Architecture, incorporating revisions to existing projects and any proposed new projects as part of the RTP/SCS development.	Staff	<input type="checkbox"/>	<input type="checkbox"/>	<input type="checkbox"/>	07/01/2019	06/30/2020
2	Continue participation in statewide and county Regional ITS Architecture update efforts, including the LA Metro Regional ITS Architecture update and the OCTA Orange County Regional ITS Architecture update.	Staff	<input type="checkbox"/>	<input checked="" type="checkbox"/>	<input type="checkbox"/>	07/01/2019	06/30/2020

**WORK ELEMENT: 100 - INTELLIGENT TRANSPORTATION SYSTEMS (ITS)**

Product No	Product Description	Completion Date
1	Updated Regional ITS Architecture website and associated documents	06/30/2020
2	Technical reports, memoranda, and presentation materials documenting ITS planning activities conducted as part of the metropolitan transportation planning process	06/30/2020

**TASK: 20-100.1630.03** **TASK BUDGET: \$53,030**  
**TASK NAME: REGIONAL ITS STRATEGIC PLAN AND REGIONAL ITS ARCHITECTURE UPDATE**

Carryover  Ongoing  **PROJECT MANAGER: THOMAS BELLINO**

**PREVIOUS ACCOMPLISHMENTS**

The draft updated regional ITS architecture has been produced and it being reviewed by stakeholders.

**OBJECTIVES**

The objective of this multi-year task is to develop a Regional ITS Strategic Plan and Regional ITS Architecture update in coordination with Caltrans, county transportation commissions, and other agency stakeholders. The Strategic Plan will identify and assess emerging ITS and technologies and potential impacts to the regional transportation system, identify institutional and technological systems and processes needed to address the issues and support successful implementation, and provide a framework for updating the Regional ITS Architecture.

**STEPS AND PRODUCTS**

Step No	Step Description	Work Type	P	T	O	Start Date	End Date
1	Finalize updated Regional ITS Architecture	Staff/Consultant	<input type="checkbox"/>	<input type="checkbox"/>	<input type="checkbox"/>	07/01/2019	06/30/2020
2	On-call consultant support for the Regional ITS Architecture	Staff/Consultant	<input type="checkbox"/>	<input type="checkbox"/>	<input type="checkbox"/>	07/01/2019	06/30/2020

Product No	Product Description	Completion Date
1	Final updated Regional ITS Architecture	06/30/2020
2	Training materials and webinar	06/30/2018

**TASK: 20-100.1630.04** **TASK BUDGET: \$250,000**  
**TASK NAME: REGIONAL ITS ARCHITECTURE UPDATE - PHASE 2**

Carryover  Ongoing  **PROJECT MANAGER: THOMAS BELLINO**

**PREVIOUS ACCOMPLISHMENTS**

This is a new task in FY20.

**WORK ELEMENT: 100 - INTELLIGENT TRANSPORTATION SYSTEMS (ITS)**

**OBJECTIVES**

Update the county level Regional ITS Architecture for Imperial, Riverside/San Bernardino, and Ventura counties.

SCAG is federally required to prepare and maintain the Regional ITS Architecture. Following SCAG's recent update of the multi-county component of the Regional ITS Architecture, this new project will assist commissions with updating the remaining county level architectures.

**STEPS AND PRODUCTS**

Step No	Step Description	Work Type	P	T	O	Start Date	End Date
1	Solicit stakeholder participation and input on data and needs.	Staff/Consultant	<input type="checkbox"/>	<input type="checkbox"/>	<input type="checkbox"/>	07/01/2019	06/30/2020
2	Collect data and update architecture inventory.	Staff/Consultant	<input type="checkbox"/>	<input type="checkbox"/>	<input type="checkbox"/>	07/01/2019	06/30/2020
3	Prepare updated Regional ITS Architectures.	Staff/Consultant	<input type="checkbox"/>	<input type="checkbox"/>	<input type="checkbox"/>	07/01/2019	06/30/2020

Product No	Product Description	Completion Date
1	Updated Regional ITS Architectures for Imperial, Riverside / San Bernardino, and Ventura Counties.	06/30/2020

WORK ELEMENT: 120 - OWP DEVELOPMENT AND ADMINISTRATION

DEPARTMENT: 216 - BUDGET & GRANTS DEPT.

MANAGER: ERIKA BUSTAMANTE

TOTAL BUDGET: \$1,416,718

SUMMARY OF PROGRAM EXPENDITURES

<u>Category</u>	<u>SCAG</u>	<u>Consultant</u>	<u>Consultant TC</u>	<u>Non-Profits/IHL</u>	<u>Total</u>
01. Salary	292,615	0	0	0	292,615
02. Benefits	232,643	0	0	0	232,643
03. Temp Staff	0	0	0	0	0
04. Indirect Cost	654,983	0	0	0	654,983
05. Printing	0	0	0	0	0
06. Travel	0	0	0	0	0
07. Other	121,116	0	0	0	121,116
08. Consultant	0	0	0	0	0
09. Consultant TC	0	0	0	0	0
10. Non-Profits/IHL	0	0	0	0	0
11. In-Kind Commits	115,361	0	0	0	115,361
12. Cash/Local Other	0	0	0	0	0
<b>Total</b>	<b>\$1,416,718</b>	<b>\$0</b>	<b>\$0</b>	<b>\$0</b>	<b>\$1,416,718</b>
Toll Credits/Not an expenditure	0	0	0	0	0

**WORK ELEMENT: 120 - OWP DEVELOPMENT AND ADMINISTRATION**

**SUMMARY OF PROGRAM REVENUES**

<u>Fund Source</u>	<u>SCAG</u>	<u>Consultant</u>	<u>Non-Profits/IHL</u>	<u>Consultant TC</u>	<u>Total</u>
01. FHWA PL	645,374	0	0	0	645,374
02. FHWA PL C/O	245,025	0	0	0	245,025
03. FTA 5303	0	0	0	0	0
04. FTA 5303 C/O	0	0	0	0	0
05. FTA 5304	0	0	0	0	0
06. FHWA SP&R	0	0	0	0	0
07. Federal Other	0	0	0	0	0
08. TDA	410,958	0	0	0	410,958
09. SB1 Adaptation	0	0	0	0	0
10. SB1 Competitive	0	0	0	0	0
11. SB1 Formula	0	0	0	0	0
12. State Other	0	0	0	0	0
13. In-Kind Commits	115,361	0	0	0	115,361
14. Cash/Local Other	0	0	0	0	0
<b>Total</b>	<b>\$1,416,718</b>	<b>\$0</b>	<b>\$0</b>	<b>\$0</b>	<b>\$1,416,718</b>
Toll Credits/Not a revenue	0	0	0	0	0

**PAST ACCOMPLISHMENTS**

Developed and managed the annual Overall Work Program; submitted quarterly progress reports; and prepared budget amendments. Completed various grant administration responsibilities for several transportation planning grants, and prepared various MOUs for subrecipients of federal, state and local funds.

**OBJECTIVE**

Develop, administer, and monitor the Overall Work Program (OWP). The OWP is a required function of SCAG as the Metropolitan Planning Organization (MPO) for this region and provides a detailed description of the planning activities that will be completed by the MPO and its partners in the fiscal year.



**WORK ELEMENT: 120 - OWP DEVELOPMENT AND ADMINISTRATION**

**PROJECT: OWP DEVELOPMENT & ADMINISTRATION**

DEPARTMENT NAME: 216 - BUDGET & GRANTS DEPT.  
 MANAGER: ERIKA BUSTAMANTE TOTAL BUDGET: \$1,416,718

**PROJECT DESCRIPTION**

Development and administration of the Overall Work Program (OWP) is a required function of SCAG as the Metropolitan Planning Organization (MPO). The OWP is intended to provide a comprehensive overview of SCAG's transportation planning activities for the fiscal year.

**PROJECT PRODUCT(S)**

Draft and Final OWP budget documents, quarterly progress reports, and budget amendments as necessary.

TASK: **20-120.0175.01** TASK BUDGET: \$1,005,760  
 TASK NAME: **OWP DEVELOPMENT & ADMINISTRATION**

Carryover  Ongoing  PROJECT MANAGER: ERIKA BUSTAMANTE

**PREVIOUS ACCOMPLISHMENTS**

Collected and submitted final work products for FY 2017-18 OWP. Managed the FY 2018-19 OWP, including developing and administering five (5) budget amendments. Completed four (4) quarterly progress reports for FY 2018-19. Completed the development of the FY 2019-20 Draft OWP.

**OBJECTIVES**

Develop and manage the annual Overall Work Program (OWP) including monitoring project performance; reporting on progress; and preparing budget amendments as required.

**STEPS AND PRODUCTS**

Step No	Step Description	Work Type	P	T	O	Start Date	End Date
1	Develop and submit OWP Amendments as needed.	Staff	<input type="checkbox"/>	<input type="checkbox"/>	<input type="checkbox"/>	07/01/2019	06/30/2020
2	Develop and submit OWP Quarterly Progress Reports to Caltrans.	Staff	<input type="checkbox"/>	<input type="checkbox"/>	<input type="checkbox"/>	07/01/2019	06/30/2020
3	Develop and submit the Draft and Final OWP to Caltrans, FHWA and FTA.	Staff	<input type="checkbox"/>	<input type="checkbox"/>	<input type="checkbox"/>	07/01/2019	06/30/2020
4	Attend Annual OWP Development and Coordination Meetings.	Staff	<input type="checkbox"/>	<input type="checkbox"/>	<input type="checkbox"/>	11/01/2019	02/01/2020

**WORK ELEMENT: 120 - OWP DEVELOPMENT AND ADMINISTRATION**

Product No	Product Description	Completion Date
1	FY 2019-20 OWP Quarterly Progress Reports.	06/30/2020
2	FY 2019-20 Amendments.	06/30/2020
3	FY 2020-21 Draft OWP and Budget.	06/30/2020
4	FY 2020-21 Final OWP and Budget.	06/30/2020

**TASK: 20-120.0175.02**

**TASK BUDGET: \$410,958**

**TASK NAME: GRANT ADMINISTRATION**

Carryover  Ongoing  **PROJECT MANAGER: ERIKA BUSTAMANTE**

**PREVIOUS ACCOMPLISHMENTS**

Budget & Grants staff prepared six grant applications to the FY 2019-20 Caltrans Sustainable Transportation Planning Grant Program for a total proposal estimate of \$3.4 million. The final grant applications were submitted on November 30, 2018. Additionally, staff finalized the grant carry-over analysis for FY18-19 OWP Amendment #3; reviewed quarterly reports for grant funded projects; closed out FY14-15 Caltrans Sustainable Transportation Planning Grant projects; and completed a few MOUs for grant funded projects as well as for SCAG's Sustainable Planning Grant program.

**OBJECTIVES**

Identify grant funding opportunities and prepare grant applications. Coordinate the implementation of grant awards and ensure post-award compliance. Compile financial data for the preparation of internal reports, progress reports and grant billings.

**STEPS AND PRODUCTS**

Step No	Step Description	Work Type	P	T	O	Start Date	End Date
1	Apply and manage Sustainable Transportation Planning and Adaptation Planning Grants.	Staff	<input type="checkbox"/>	<input type="checkbox"/>	<input type="checkbox"/>	07/01/2019	06/30/2020
2	Prepare and submit amendments to budget and work scope as needed; and submit quarterly progress reports.	Staff	<input type="checkbox"/>	<input type="checkbox"/>	<input type="checkbox"/>	07/01/2019	06/30/2020
3	Prepare Memorandums of Understanding (MOUs) and Agreements with sub-recipients of grant funds; and prepare MOU/Agreement amendments as needed.	Staff	<input type="checkbox"/>	<input type="checkbox"/>	<input type="checkbox"/>	07/01/2019	06/30/2020
4	Attend grant workshops, program updates, and project meetings.	Staff	<input type="checkbox"/>	<input type="checkbox"/>	<input type="checkbox"/>	07/01/2019	06/30/2020

Product No	Product Description	Completion Date
1	Grant Applications, Agreements and MOUs.	06/30/2020



WORK ELEMENT: 130 - GOODS MOVEMENT

DEPARTMENT: 413 - GOODS MOVEMENT & TRANSPORTATION FINANCE DEPT.

MANAGER: ANNIE NAM

TOTAL BUDGET: \$2,128,709

SUMMARY OF PROGRAM EXPENDITURES

<u>Category</u>	<u>SCAG</u>	<u>Consultant</u>	<u>Consultant TC</u>	<u>Non-Profits/IHL</u>	<u>Total</u>
01. Salary	352,347	0	0	0	352,347
02. Benefits	280,132	0	0	0	280,132
03. Temp Staff	0	0	0	0	0
04. Indirect Cost	788,680	0	0	0	788,680
05. Printing	2,500	0	0	0	2,500
06. Travel	12,500	0	0	0	12,500
07. Other	50,000	0	0	0	50,000
08. Consultant	0	0	0	0	0
09. Consultant TC	0	0	450,000	0	450,000
10. Non-Profits/IHL	0	0	0	0	0
11. In-Kind Commits	192,550	0	0	0	192,550
12. Cash/Local Other	0	0	0	0	0
<b>Total</b>	<b>\$1,678,709</b>	<b>\$0</b>	<b>\$450,000</b>	<b>\$0</b>	<b>\$2,128,709</b>
Toll Credits/Not an expenditure	0	0	51,615	0	51,615

**WORK ELEMENT: 130 - GOODS MOVEMENT**

**SUMMARY OF PROGRAM REVENUES**

<u>Fund Source</u>	<u>SCAG</u>	<u>Consultant</u>	<u>Non-Profits/IHL</u>	<u>Consultant TC</u>	<u>Total</u>
01. FHWA PL	995,823	0	0	0	995,823
02. FHWA PL C/O	0	0	0	0	0
03. FTA 5303	490,336	0	0	450,000	940,336
04. FTA 5303 C/O	0	0	0	0	0
05. FTA 5304	0	0	0	0	0
06. FHWA SP&R	0	0	0	0	0
07. Federal Other	0	0	0	0	0
08. TDA	0	0	0	0	0
09. SB1 Adaptation	0	0	0	0	0
10. SB1 Competitive	0	0	0	0	0
11. SB1 Formula	0	0	0	0	0
12. State Other	0	0	0	0	0
13. In-Kind Commits	192,550	0	0	0	192,550
14. Cash/Local Other	0	0	0	0	0
<b>Total</b>	<b>\$1,678,709</b>	<b>\$0</b>	<b>\$0</b>	<b>\$450,000</b>	<b>\$2,128,709</b>
Toll Credits/Not a revenue	0	0	0	51,615	51,615

**PAST ACCOMPLISHMENTS**

Updates to framework for initiating development of 2020 RTP/SCS goods movement plan. Continued goods movement research studies including assessment of commodity flows and focused analyses of last mile delivery strategies.

**OBJECTIVE**

This work program focuses on integrating freight related transportation initiatives into the regional transportation planning process, including efforts to refine and support the implementation of the Comprehensive Regional Goods Movement Plan and Implementation Strategy. This strategy includes proposals set forth in the 2016 RTP/SCS.



WORK ELEMENT: 130 - GOODS MOVEMENT

PROJECT: GOODS MOVEMENT

DEPARTMENT NAME: 413 - GOODS MOVEMENT & TRANSPORTATION FINANCE DEPT.

MANAGER: ANNIE NAM

TOTAL BUDGET: \$2,128,709

PROJECT DESCRIPTION

SCAG's Good Movement Program works to integrate the movement of freight into the regional transportation planning process. SCAG focuses on continuing efforts to refine and support the implementation of a comprehensive regional goods movement plan and strategy. This strategy intends to enhance performance of goods movement proposals set forth in the 2016 RTP through the application of new technologies, development of regional rail strategies, identification of environmental mitigation strategies, considerations between land use and freight movement, and establishment of potential mechanisms for improved regional mobility.

PROJECT PRODUCT(S)

Various technical memoranda, issues papers, and/or reports associated with preparation of the goods movement component of the RTP.

TASK: 20-130.0162.02

TASK BUDGET: \$161,370

TASK NAME: SOUTHERN CALIFORNIA NATIONAL FREIGHT GATEWAY COLLABORATION

Carryover  Ongoing  PROJECT MANAGER: ANNIE NAM

PREVIOUS ACCOMPLISHMENTS

Convened several meetings with regional stakeholders. Continued to develop strategies to advance project objective.

OBJECTIVES

To fulfill the obligations of MOU signed by regional, state, and federal agencies to advance Southern California's role as a national leader and support the identified regional goods movement system.

**WORK ELEMENT: 130 - GOODS MOVEMENT**

**STEPS AND PRODUCTS**

Step No	Step Description	Work Type	P	T	O	Start Date	End Date
1	Provide project management, support and administration.	Staff	<input type="checkbox"/>	<input type="checkbox"/>	<input type="checkbox"/>	07/01/2019	06/30/2020
2	Identify, support, and execute opportunities for interagency stakeholders to advance the delivery of projects identified as part of the regional goods movement system in the Southern California region.	Staff/Consultant	<input type="checkbox"/>	<input type="checkbox"/>	<input type="checkbox"/>	07/01/2019	06/30/2020
3	Provide assistance in developing appropriate strategies that support the regional goods movement system with discrete near-term projects under a unified brand of FreightWorks.	Staff/Consultant	<input type="checkbox"/>	<input type="checkbox"/>	<input type="checkbox"/>	07/01/2019	06/30/2020

Product No	Product Description	Completion Date
1	Materials from meetings and initiatives developed in partnership with interagency stakeholders on strategies to advance projects identified as part of the regional goods movement system.	06/30/2020

**TASK: 20-130.0162.10**

**TASK BUDGET: \$448,112**

**TASK NAME: EAST-WEST FREIGHT CORRIDOR/I-15 PHASE II**

Carryover  Ongoing  **PROJECT MANAGER: ANNIE NAM**

**PREVIOUS ACCOMPLISHMENTS**

Analysis of truck traffic on the eastern segment of the East-West Freight Corridor and Project Study Report (PSR).

**OBJECTIVES**

To perform continued analysis for the regional dedicated freight corridor system including analysis of truck traffic and potential institutional frameworks.

**STEPS AND PRODUCTS**

Step No	Step Description	Work Type	P	T	O	Start Date	End Date
1	Provide project management, support and administration.	Staff	<input type="checkbox"/>	<input type="checkbox"/>	<input type="checkbox"/>	07/01/2019	06/30/2020
2	Continue analysis of truck traffic on the eastern segment of the East-West Freight Corridor and initial segment of the I-15.	Staff/Consultant	<input type="checkbox"/>	<input type="checkbox"/>	<input type="checkbox"/>	07/01/2019	06/30/2020
3	Analyze potential institutional frameworks.	Staff/Consultant	<input type="checkbox"/>	<input type="checkbox"/>	<input type="checkbox"/>	07/01/2019	06/30/2020

**WORK ELEMENT: 130 - GOODS MOVEMENT**

Product No	Product Description	Completion Date
1	Technical memorandum of truck traffic on the eastern segment of the East-West Freight Corridor and initial segment of the I-15.	06/30/2020
2	Ad-hoc analyses completed in consideration of potential institutional frameworks.	06/30/2020

**TASK: 20-130.0162.13** **TASK BUDGET: \$151,185**  
**TASK NAME: SOUTHERN CALIFORNIA P3 FINANCIAL CAPACITY ANALYSIS AND BUSINESS CASE DEVELOPMENT**

Carryover  Ongoing  **PROJECT MANAGER: ANNIE NAM**

**PREVIOUS ACCOMPLISHMENTS**

Research/literature review on financial mechanisms and their potential application for public-private partnerships (P3) to transportation projects. Identified initial business case scenarios for P3s.

**OBJECTIVES**

To assess the financial capacity for public-private partnerships, and their potential application to transportation projects, specifically those related to goods movement activities in the Southern California region, through research and the development of innovative financial instruments.

**STEPS AND PRODUCTS**

Step No	Step Description	Work Type	P	T	O	Start Date	End Date
1	Provide project management, support and administration	Staff	<input type="checkbox"/>	<input type="checkbox"/>	<input type="checkbox"/>	07/01/2019	06/30/2020
2	Research the development of innovative financial instruments and their potential application for public-private partnerships (P3) to transportation projects.	Staff/Consultant	<input type="checkbox"/>	<input type="checkbox"/>	<input type="checkbox"/>	07/01/2019	06/30/2020
3	Develop business case scenarios to assess the financial capacity for public-private partnerships.	Staff/Consultant	<input type="checkbox"/>	<input type="checkbox"/>	<input type="checkbox"/>	07/01/2019	06/30/2020

Product No	Product Description	Completion Date
1	Technical memorandum identifying innovative financial instruments and their potential application for public-private partnerships (P3) to transportation projects.	06/30/2020
2	Final report assessing the financial capacity for public-private partnerships.	06/30/2020

**TASK: 20-130.0162.18** **TASK BUDGET: \$1,368,042**  
**TASK NAME: GOODS MOVEMENT PLANNING**

Carryover  Ongoing  **PROJECT MANAGER: ANNIE NAM**

**WORK ELEMENT: 130 - GOODS MOVEMENT**

**PREVIOUS ACCOMPLISHMENTS**

Urban delivery study underway. Initial development of 2020 RTP goods movement elements underway.

**OBJECTIVES**

Facilitate implementation of goods movement recommendations in 2016 RTP and Comprehensive Regional Goods Movement Plan and Implementation Strategy. Begin development of 2020 RTP goods movement elements. Work with stakeholders on federal surface transportation re-authorization effort related to technical input and analyses associated with goods movement.

**STEPS AND PRODUCTS**

Step No	Step Description	Work Type	P	T	O	Start Date	End Date
1	Prepare, manage, and coordinate with stakeholders, the goods movement component of the RTP.	Staff	<input type="checkbox"/>	<input checked="" type="checkbox"/>	<input checked="" type="checkbox"/>	07/01/2019	06/30/2020
2	Monitor state and federal legislation, regulations, and guidance to assess implications on RTP goods movement planning.	Staff/Consultant	<input type="checkbox"/>	<input type="checkbox"/>	<input type="checkbox"/>	07/01/2019	06/30/2020
3	Develop/produce technical work and analysis of goods movement needs and strategies.	Staff/Consultant	<input checked="" type="checkbox"/>	<input type="checkbox"/>	<input checked="" type="checkbox"/>	07/01/2019	06/30/2020

Product No	Product Description	Completion Date
1	Technical issue papers, memorandums, and/or reports highlighting regional goods movement needs and strategies.	06/30/2020

WORK ELEMENT: 140 - TRANSIT AND RAIL PLANNING

DEPARTMENT: 417 - TRANSIT/RAIL DEPT.

MANAGER: PHILIP LAW

TOTAL BUDGET: \$1,812,587

SUMMARY OF PROGRAM EXPENDITURES

<u>Category</u>	<u>SCAG</u>	<u>Consultant</u>	<u>Consultant TC</u>	<u>Non-Profits/IHL</u>	<u>Total</u>
01. Salary	225,626	0	0	0	225,626
02. Benefits	179,385	0	0	0	179,385
03. Temp Staff	0	0	0	0	0
04. Indirect Cost	505,035	0	0	0	505,035
05. Printing	0	0	0	0	0
06. Travel	10,000	0	0	0	10,000
07. Other	0	0	0	0	0
08. Consultant	0	377,097	0	0	377,097
09. Consultant TC	0	0	400,000	0	400,000
10. Non-Profits/IHL	0	0	0	0	0
11. In-Kind Commits	115,444	0	0	0	115,444
12. Cash/Local Other	0	0	0	0	0
<b>Total</b>	<b>\$1,035,490</b>	<b>\$377,097</b>	<b>\$400,000</b>	<b>\$0</b>	<b>\$1,812,587</b>
Toll Credits/Not an expenditure	0	0	45,880	0	45,880

**WORK ELEMENT: 140 - TRANSIT AND RAIL PLANNING**

**SUMMARY OF PROGRAM REVENUES**

<u>Fund Source</u>	<u>SCAG</u>	<u>Consultant</u>	<u>Non-Profits/IHL</u>	<u>Consultant TC</u>	<u>Total</u>
01. FHWA PL	591,033	0	0	0	591,033
02. FHWA PL C/O	300,000	0	0	0	300,000
03. FTA 5303	0	0	0	400,000	400,000
04. FTA 5303 C/O	0	0	0	0	0
05. FTA 5304	0	0	0	0	0
06. FHWA SP&R	0	0	0	0	0
07. Federal Other	0	0	0	0	0
08. TDA	29,013	377,097	0	0	406,110
09. SB1 Adaptation	0	0	0	0	0
10. SB1 Competitive	0	0	0	0	0
11. SB1 Formula	0	0	0	0	0
12. State Other	0	0	0	0	0
13. In-Kind Commits	115,444	0	0	0	115,444
14. Cash/Local Other	0	0	0	0	0
<b>Total</b>	<b>\$1,035,490</b>	<b>\$377,097</b>	<b>\$0</b>	<b>\$400,000</b>	<b>\$1,812,587</b>
Toll Credits/Not a revenue	0	0	0	45,880	45,880

**PAST ACCOMPLISHMENTS**

In FY19, SCAG continued to support and integrate regional transit operators in the metropolitan transportation planning process through the Regional Transit Technical Advisory Committee. SCAG also continued to monitor and implement FTA rule-making regarding performance-based planning, particularly state of good repair/transit asset management and transit safety. SCAG also continued to participate in local, regional and statewide transit and rail planning efforts, including corridor-specific studies, monitoring and reporting on regional system performance, and evaluation of new technology and mobility innovations in the delivery of transit services.

**OBJECTIVE**

Support and engage transit and rail operations in corridor and regional planning efforts and in further refining the transit and rail strategies for inclusion in the 2020 RTP/SCS. Monitor FTA rulemaking and guidance related to new





**WORK ELEMENT: 140 - TRANSIT AND RAIL PLANNING**

provisions for performance based planning and coordinate with transit operators to address specific requirements related to transit safety and transit asset management (TAM), as they relate to metropolitan transportation planning. Assess and monitor regional transit system performance. Work with transit operators through the Regional Transit Technical Advisory Committee to ensure stakeholder input and participation in the metropolitan transportation planning process, consistent with the SCAG MOUs with the transit operators.

**PROJECT: TRANSIT AND RAIL PLANNING**

**DEPARTMENT NAME: 417 - TRANSIT/RAIL DEPT.**

**MANAGER: PHILIP LAW**

**TOTAL BUDGET: \$1,575,727**

**PROJECT DESCRIPTION**

Conduct planning to support the development of the transit and rail element of the Regional Transportation Plan/Sustainable Communities Strategy (RTP/SCS).

Support regional transit operators in the planning process pursuant to the FTA's Metropolitan Transportation Planning Requirements and the SCAG MOU with transit operators. Address new Map-21 requirements as they relate to transit safety and asset management/state of good repair.

Provide support and analysis for the region's passenger rail planning efforts, including participation in the LOSSAN Board and TAC, the Metrolink Board and TAC, CA High Speed Rail and other related planning activities.

**PROJECT PRODUCT(S)**

1. Regional Transit TAC meetings, with agendas, minutes, and staff reports.
2. Technical reports, memoranda, and presentation materials documenting transit and rail planning activities conducted as part of the metropolitan transportation planning process.
3. Manage and conduct consultant supported studies.

**TASK: 20-140.0121.01**

**TASK BUDGET: \$635,212**

**TASK NAME: TRANSIT PLANNING**

Carryover  Ongoing  **PROJECT MANAGER: STEPHEN FOX**

**PREVIOUS ACCOMPLISHMENTS**

In FY19, staff continued to support and integrate regional transit operators in the metropolitan transportation planning process, primarily through the Regional Transit Technical Advisory Committee. Activities included monitoring and implementing FTA rule-making regarding performance-based planning and particularly state of good repair/transit asset management; assessing causes of transit ridership decline in the region; participating in regional, state, and federal transit studies and forums; researching pilot programs to incorporate new technology and mobility innovations into the delivery of transit services; and monitoring and reporting on regional transit system performance.

**OBJECTIVES**

Support regional transit operators in the planning process pursuant to the FTA's Metropolitan Transportation Planning requirements and the SCAG MOU with transit operators. Monitor FTA rule-making related to new provisions in the Moving Ahead for Progress in the 21st Century Act (MAP-21) and coordinate with transit operators to address new requirements regarding transit asset management and transit safety as they relate to metropolitan transportation

**WORK ELEMENT: 140 - TRANSIT AND RAIL PLANNING**

planning. Provide technical memoranda and support to the Regional Transit Technical Advisory Committee . Assess and evaluate transit service to promote cost effectiveness . Provide support and analysis for regional High-Speed Rail (HSR) planning efforts and for the LOSSAN corridor planning efforts . Provide environmental document review and analysis. Participate in regional, state and federal transit studies and forums. Incorporate new performance measures into existing conditions analyses as mandated in MAP-21.

**STEPS AND PRODUCTS**

Step No	Step Description	Work Type	P	T	O	Start Date	End Date
1	Convene Regional Transit Technical Advisory Committee (RTTAC) meetings	Staff	<input type="checkbox"/>	<input type="checkbox"/>	<input type="checkbox"/>	07/01/2019	06/30/2020
2	Address federal requirements for metropolitan transportation planning under MAP-21 and the FAST ACT, including transit asset management and transit safety.	Staff	<input type="checkbox"/>	<input type="checkbox"/>	<input type="checkbox"/>	07/01/2019	06/30/2020
3	Provide technical analysis and support for regional transit planning studies and the development of the RTP/SCS.	Staff	<input type="checkbox"/>	<input checked="" type="checkbox"/>	<input type="checkbox"/>	07/01/2019	06/30/2020

Product No	Product Description	Completion Date
1	RTTAC meetings, with agendas, minutes, technical reports and memoranda	06/30/2020
2	Technical reports, memoranda, and presentation materials documenting transit planning activities conducted as part of the metropolitan transportation planning process, including portions of the RTP/SCS.	06/30/2020
3	Transit system performance report incorporating the latest National Transit Database data	06/30/2020

TASK: **20-140.0121.02**

TASK BUDGET: \$224,976

TASK NAME: **REGIONAL HIGH SPEED TRANSPORT PROGRAM**

Carryover  Ongoing  PROJECT MANAGER: STEPHEN FOX

**PREVIOUS ACCOMPLISHMENTS**

In FY19, staff continued to participate in and support regional and statewide passenger rail planning efforts , including participation in the LOSSAN JPA, Metrolink Board and TAC, CA High Speed Rail and other related passenger rail planning activities.

**OBJECTIVES**

Guide implementation of the Southern California High-Speed Rail MOU between the California High-Speed Rail Authority and SCAG, CTCs, and Metrolink for the programming of \$1 billion in High-Speed Rail (HSR) funds to the region's existing passenger rail services.

Provide support and analysis for the region's HSR planning efforts, including participation in the LOSSAN Board and TAC, the Metrolink Board and TAC, the Southern California Rail Partners Group, the Southern California Inland Corridor Group and various stakeholder and community meetings.

**WORK ELEMENT: 140 - TRANSIT AND RAIL PLANNING**

**STEPS AND PRODUCTS**

Step No	Step Description	Work Type	P	T	O	Start Date	End Date
1	Guide implementation of HSR MOU between the California High Speed Rail Authority and SCAG, local transportation commissions, Metrolink and MPOs for the programming of \$1 billion in high-speed rail (HSR) funds to the region's existing passenger rail services.	Staff	<input type="checkbox"/>	<input type="checkbox"/>	<input type="checkbox"/>	07/01/2019	06/30/2020
2	Participate in and support regional and statewide passenger rail planning efforts, including participation in the LOSSAN JPA, Metrolink Board and TAC, CA High Speed Rail and other related passenger rail planning activities.	Staff	<input type="checkbox"/>	<input type="checkbox"/>	<input type="checkbox"/>	07/01/2019	06/30/2020
3	Provide technical analysis and support for regional passenger rail planning studies and in preparation for the RTP/SCS update.	Staff	<input type="checkbox"/>	<input type="checkbox"/>	<input type="checkbox"/>	07/01/2019	06/30/2020

Product No	Product Description	Completion Date
1	Technical reports, memoranda, and presentation materials documenting passenger rail planning activities conducted as part of the metropolitan transportation planning process.	06/30/2020

**TASK: 20-140.0121.07**

**TASK BUDGET: \$406,110**

**TASK NAME: LA-ORANGE INTER-COUNTY CONNECTIVITY STUDY (GREEN LINE EXTENSION)**

Carryover  Ongoing  **PROJECT MANAGER: PHILIP LAW**

**PREVIOUS ACCOMPLISHMENTS**

Previous work completed included community open house meetings, data collection, purpose and need, and identification of initial alternatives. The study was temporarily paused in FY19 and is anticipated to recommence in FY20.

**OBJECTIVES**

This multi-year study will evaluate an extension of the Metro Green Line to connect to the Norwalk/Santa Fe Springs Metrolink station and improve connectivity between Metro Rail and the Los Angeles-San Diego-San Luis Obispo (LOSSAN) rail corridor. The study will evaluate horizontal and vertical alignment issues, ridership, costs, impacts, station area development opportunities, and TOD opportunities along the corridor.

**WORK ELEMENT: 140 - TRANSIT AND RAIL PLANNING**

**STEPS AND PRODUCTS**

Step No	Step Description	Work Type	P	T	O	Start Date	End Date
1	Provide project management, support and administration	Staff	<input type="checkbox"/>	<input type="checkbox"/>	<input type="checkbox"/>	07/01/2019	06/30/2020
2	Conduct stakeholder outreach	Consultant	<input type="checkbox"/>	<input type="checkbox"/>	<input type="checkbox"/>	07/01/2019	06/30/2020
3	Develop and analyze alternatives (alignments, stations, ridership, community and environmental impacts)	Consultant	<input type="checkbox"/>	<input type="checkbox"/>	<input type="checkbox"/>	07/01/2019	06/30/2020
4	Produce draft and final reports	Consultant	<input type="checkbox"/>	<input type="checkbox"/>	<input type="checkbox"/>	07/01/2019	06/30/2020

Product No	Product Description	Completion Date
1	Alternatives assessment and ridership forecasts	06/30/2020
2	Final report and recommendations	06/30/2020

**TASK: 20-140.0121.08**

**TASK BUDGET: \$309,429**

**TASK NAME: TRANSIT ASSET MANAGEMENT (TAM) PLANNING**

Carryover  Ongoing  **PROJECT MANAGER: STEPHEN FOX**

**PREVIOUS ACCOMPLISHMENTS**

Initial targets were developed in FY2018-19. Work will commence in FY20.

**OBJECTIVES**

In coordination with transit operators and county transportation commissions, develop regional transit asset management inventory, performance measures and targets in support of the RTP/SCS update, and to fulfill federal mandates for state of good repair/transit asset management.

**STEPS AND PRODUCTS**

Step No	Step Description	Work Type	P	T	O	Start Date	End Date
1	Project management	Staff/Consultant	<input type="checkbox"/>	<input type="checkbox"/>	<input type="checkbox"/>	07/01/2019	06/30/2020
2	Develop regional TAM inventory and database.	Consultant	<input type="checkbox"/>	<input type="checkbox"/>	<input type="checkbox"/>	07/01/2019	06/30/2020
3	Forecast regional TAM needs and develop cost estimates.	Consultant	<input type="checkbox"/>	<input type="checkbox"/>	<input type="checkbox"/>	07/01/2019	06/30/2020
4	Facilitate development of regional TAM targets.	Consultant	<input type="checkbox"/>	<input type="checkbox"/>	<input type="checkbox"/>	07/01/2019	06/30/2020



**WORK ELEMENT: 140 - TRANSIT AND RAIL PLANNING**

Product No	Product Description	Completion Date
1	Regional TAM inventory and database	06/30/2020
2	Forecast tool for estimating future regional TAM needs and costs.	06/30/2020
3	Regional TAM targets for inclusion in RTP/SCS update.	06/30/2020

**PROJECT: SCAG COASTAL FERRY FEASIBILITY STUDY**

DEPARTMENT NAME: 417 - TRANSIT/RAIL DEPT.

MANAGER: PHILIP LAW

TOTAL BUDGET: \$54,088

**PROJECT DESCRIPTION**

This study will evaluate the feasibility of providing passenger ferry service along the coast of the SCAG region and make recommendations for potential further study.

**PROJECT PRODUCT(S)**

Baseline Analysis Report and Draft and Final Feasibility Report.

TASK: 20-140.4848.01

TASK BUDGET: \$54,088

TASK NAME: **SCAG COASTAL FERRY FEASIBILITY STUDY**

Carryover  Ongoing  PROJECT MANAGER: STEPHEN FOX

**PREVIOUS ACCOMPLISHMENTS**

This project has not yet begun.

**OBJECTIVES**

This study will evaluate the feasibility of providing passenger ferry service along the coast of the SCAG region and make recommendations for potential further study.

**WORK ELEMENT: 140 - TRANSIT AND RAIL PLANNING**

**STEPS AND PRODUCTS**

Step No	Step Description	Work Type	P	T	O	Start Date	End Date
1	Provide project management, support and administration	Staff/Consultant	<input type="checkbox"/>	<input type="checkbox"/>	<input type="checkbox"/>	07/01/2019	12/31/2019
2	Conduct literature review, identify market demand, and evaluate opportunities and constraints	Consultant	<input type="checkbox"/>	<input type="checkbox"/>	<input type="checkbox"/>	07/01/2019	11/30/2019
3	Prepare draft and final recommendations	Consultant	<input type="checkbox"/>	<input type="checkbox"/>	<input type="checkbox"/>	10/01/2019	12/31/2019

Product No	Product Description	Completion Date
1	Baseline analysis report	11/30/2019
2	Draft and Final Feasibility Report	12/31/2019

**PROJECT: TRANSIT RIDERSHIP STUDY PHASE 2**

DEPARTMENT NAME: 417 - TRANSIT/RAIL DEPT.

MANAGER: PHILIP LAW

TOTAL BUDGET: \$182,772

**PROJECT DESCRIPTION**

The objective of this study is to collect and analyze socioeconomic and transit ridership data, and conduct a survey of neighborhood residents, to understand the impacts to ridership of neighborhood change.

**PROJECT PRODUCT(S)**

Draft and Final Survey Instrument, Draft and Final Report.

TASK: 20-140.4849.01

TASK BUDGET: \$182,772

TASK NAME: TRANSIT RIDERSHIP STUDY PHASE 2

Carryover  Ongoing  PROJECT MANAGER: PHILIP LAW

**PREVIOUS ACCOMPLISHMENTS**

The consultant procurement process was initiated in FY2019.

**OBJECTIVES**

The objective of this study is to collect and analyze socioeconomic and transit ridership data, and conduct a survey of neighborhood residents, to understand the impacts to ridership of neighborhood change.

**WORK ELEMENT: 140 - TRANSIT AND RAIL PLANNING**

**STEPS AND PRODUCTS**

Step No	Step Description	Work Type	P	T	O	Start Date	End Date
1	Provide project management, support and administration	Staff/Consultant	<input type="checkbox"/>	<input type="checkbox"/>	<input type="checkbox"/>	07/01/2019	06/30/2020
2	Collect and analyze ridership and socioeconomic data	Consultant	<input type="checkbox"/>	<input type="checkbox"/>	<input type="checkbox"/>	07/01/2019	11/30/2019
3	Develop and conduct mail survey of neighborhood residents and analyze results	Consultant	<input type="checkbox"/>	<input type="checkbox"/>	<input type="checkbox"/>	09/01/2019	04/01/2020
4	Prepare final report and presentation	Consultant	<input type="checkbox"/>	<input type="checkbox"/>	<input type="checkbox"/>	03/01/2020	06/30/2020

Product No	Product Description	Completion Date
1	Draft and final survey instrument	01/01/2020
2	Draft and final report and presentation	06/30/2020

WORK ELEMENT: 160 - PROJECT MANAGEMENT

DEPARTMENT: 411 - PLANNING DIVISION

MANAGER: KOMÉ AJISE

TOTAL BUDGET: \$841,853

SUMMARY OF PROGRAM EXPENDITURES

<u>Category</u>	<u>SCAG</u>	<u>Consultant</u>	<u>Consultant TC</u>	<u>Non-Profits/IHL</u>	<u>Total</u>
01. Salary	208,719	0	0	0	208,719
02. Benefits	165,942	0	0	0	165,942
03. Temp Staff	0	0	0	0	0
04. Indirect Cost	467,192	0	0	0	467,192
05. Printing	0	0	0	0	0
06. Travel	0	0	0	0	0
07. Other	0	0	0	0	0
08. Consultant	0	0	0	0	0
09. Consultant TC	0	0	0	0	0
10. Non-Profits/IHL	0	0	0	0	0
11. In-Kind Commits	0	0	0	0	0
12. Cash/Local Other	0	0	0	0	0
<b>Total</b>	<b>\$841,853</b>	<b>\$0</b>	<b>\$0</b>	<b>\$0</b>	<b>\$841,853</b>
Toll Credits/Not an expenditure	0	0	0	0	0



**WORK ELEMENT: 160 - PROJECT MANAGEMENT**

**SUMMARY OF PROGRAM REVENUES**

<u>Fund Source</u>	<u>SCAG</u>	<u>Consultant</u>	<u>Non-Profits/IHL</u>	<u>Consultant TC</u>	<u>Total</u>
01. FHWA PL	0	0	0	0	0
02. FHWA PL C/O	0	0	0	0	0
03. FTA 5303	0	0	0	0	0
04. FTA 5303 C/O	0	0	0	0	0
05. FTA 5304	0	0	0	0	0
06. FHWA SP&R	0	0	0	0	0
07. Federal Other	0	0	0	0	0
08. TDA	841,853	0	0	0	841,853
09. SB1 Adaptation	0	0	0	0	0
10. SB1 Competitive	0	0	0	0	0
11. SB1 Formula	0	0	0	0	0
12. State Other	0	0	0	0	0
13. In-Kind Commits	0	0	0	0	0
14. Cash/Local Other	0	0	0	0	0
<b>Total</b>	<b>\$841,853</b>	<b>\$0</b>	<b>\$0</b>	<b>\$0</b>	<b>\$841,853</b>
Toll Credits/Not a revenue	0	0	0	0	0

**PAST ACCOMPLISHMENTS**

SCAG hired Thirdwave Corp. to optimize project management processes. The consultant has conducted "As-Is" workshops to review the current processes and identify opportunities for improvement. Then the consultant conducted "To Be" workshops to develop recommendations to address opportunities for improvement and develop process flow charts, templates and forms to improve processes. Finally, the consultant has developed a Draft Project Management Handbook that is currently being reviewed by SCAG staff.

**OBJECTIVE**

Improve SCAG's project management practices to support our project managers in delivering quality products and services on time and within budget through the development of a Project Management Manual and training's that outlines the project management processes and procedures that all SCAG project managers will be expected to



**WORK ELEMENT: 160 - PROJECT MANAGEMENT**

follow.

**PROJECT: PROJECT MANAGEMENT**

**DEPARTMENT NAME: 411 - PLANNING DIVISION**

**MANAGER: SARAH JEPSON**

**TOTAL BUDGET: \$841,853**

**PROJECT DESCRIPTION**

Improve SCAG's project management practices to support our project managers in delivering quality products and services on time and within budget through the development of a Project Management Manual and trainings that outlines the project management processes and procedures that all SCAG project managers will be expected to follow.

**PROJECT PRODUCT(S)**

Project Management Manual, and Project Management Trainings.

**TASK: 20-160.4850.01**

**TASK BUDGET: \$841,853**

**TASK NAME: PROJECT MANAGEMENT**

Carryover  Ongoing  **PROJECT MANAGER: SARAH JEPSON**

**PREVIOUS ACCOMPLISHMENTS**

SCAG hired Thirdwave Corp. to optimize project management processes. The consultant has conducted "As-Is" workshops to review the current processes and identify opportunities for improvement. Then the consultant conducted "To Be" workshops to develop recommendations to address opportunities for improvement and develop process flow charts, templates and forms to improve processes. Finally, the consultant has developed a Draft Project Management Handbook that is currently being reviewed by SCAG staff.

**OBJECTIVES**

Improve SCAG's project management practices to support our project managers in delivering quality products and services on time and within budget through the development of a Project Management Manual and trainings that outlines the project management processes and procedures that all SCAG project managers will be expected to follow.

**STEPS AND PRODUCTS**

Step No	Step Description	Work Type	P	T	O	Start Date	End Date
1	As-Is Project Mapping.	Staff	<input type="checkbox"/>	<input type="checkbox"/>	<input type="checkbox"/>	07/01/2019	06/30/2020
2	Identification of Business Process Improvements.	Staff/Consultant	<input type="checkbox"/>	<input type="checkbox"/>	<input type="checkbox"/>	07/01/2019	06/30/2020
3	Develop and Deliver Staff Trainings.	Staff	<input type="checkbox"/>	<input type="checkbox"/>	<input type="checkbox"/>	07/01/2019	06/30/2020



# Caltrans Report

FY 2019 - 2020 OWP

## WORK ELEMENT: 160 - PROJECT MANAGEMENT

Product No	Product Description	Completion Date
1	Project Management Manual.	06/30/2019
2	Project Management Trainings.	06/30/2020

WORK ELEMENT: 230 - REGIONAL AVIATION AND AIRPORT GROUND ACCESS PLANNING

DEPARTMENT: 412 - TRANSPORTATION PLANNING & PROGRAMMING DEPT

MANAGER: NARESH AMATYA

TOTAL BUDGET: \$367,759

SUMMARY OF PROGRAM EXPENDITURES

<u>Category</u>	<u>SCAG</u>	<u>Consultant</u>	<u>Consultant TC</u>	<u>Non-Profits/IHL</u>	<u>Total</u>
01. Salary	80,720	0	0	0	80,720
02. Benefits	64,176	0	0	0	64,176
03. Temp Staff	0	0	0	0	0
04. Indirect Cost	180,681	0	0	0	180,681
05. Printing	0	0	0	0	0
06. Travel	0	0	0	0	0
07. Other	0	0	0	0	0
08. Consultant	0	0	0	0	0
09. Consultant TC	0	0	0	0	0
10. Non-Profits/IHL	0	0	0	0	0
11. In-Kind Commits	42,182	0	0	0	42,182
12. Cash/Local Other	0	0	0	0	0
<b>Total</b>	<b>\$367,759</b>	<b>\$0</b>	<b>\$0</b>	<b>\$0</b>	<b>\$367,759</b>
Toll Credits/Not an expenditure	0	0	0	0	0

**WORK ELEMENT: 230 - REGIONAL AVIATION AND AIRPORT GROUND ACCESS PLANNING**

**SUMMARY OF PROGRAM REVENUES**

<u>Fund Source</u>	<u>SCAG</u>	<u>Consultant</u>	<u>Non-Profits/IHL</u>	<u>Consultant TC</u>	<u>Total</u>
01. FHWA PL	325,577	0	0	0	325,577
02. FHWA PL C/O	0	0	0	0	0
03. FTA 5303	0	0	0	0	0
04. FTA 5303 C/O	0	0	0	0	0
05. FTA 5304	0	0	0	0	0
06. FHWA SP&R	0	0	0	0	0
07. Federal Other	0	0	0	0	0
08. TDA	0	0	0	0	0
09. SB1 Adaptation	0	0	0	0	0
10. SB1 Competitive	0	0	0	0	0
11. SB1 Formula	0	0	0	0	0
12. State Other	0	0	0	0	0
13. In-Kind Commits	42,182	0	0	0	42,182
14. Cash/Local Other	0	0	0	0	0
<b>Total</b>	<b>\$367,759</b>	<b>\$0</b>	<b>\$0</b>	<b>\$0</b>	<b>\$367,759</b>
Toll Credits/Not a revenue	0	0	0	0	0

**PAST ACCOMPLISHMENTS**

Worked with the airports in the SCAG Region, including scheduling meetings and onsite visits, in order to gather data and information for the aviation element of the 2020 RTP/SCS. Convened the Aviation Technical Advisory Committee (ATAC) in preparation of the Aviation Element of the 2020 RTP/SCS. Developed contact list and began conducting outreach for the Aviation Task Force (ATF).

**OBJECTIVE**

Continue to monitor progress of the 2016 RTP/SCS Aviation Program and support policies and actions, including promotion of regionalization at airports within the region, and continue to prepare for updating the Regional Aviation Element in the 2020 RTP/SCS.



**WORK ELEMENT: 230 - REGIONAL AVIATION AND AIRPORT GROUND ACCESS PLANNING**

**PROJECT: AVIATION SYSTEM PLANNING**

**DEPARTMENT NAME: 412 - TRANSPORTATION PLANNING & PROGRAMMING DEPT**  
**MANAGER: NARESH AMATYA** **TOTAL BUDGET: \$367,759**

**PROJECT DESCRIPTION**

Support implementation of the 2016 RTP/SCS Aviation Program including promotion of regionalization at airports within the region and prepare for updating the Regional Aviation Element in the 2020 RTP/SCS.

**PROJECT PRODUCT(S)**

Agendas, memos, meeting notes, technical papers, presentations etc. associated with Aviation System Planning

Air Cargo Needs Assessment White Paper

Updated Aviation data and statistics

**TASK: 20-230.0174.05** **TASK BUDGET: \$367,759**  
**TASK NAME: 2016 RTP/SCS REGIONAL AVIATION PROGRAM IMPLEMENTATION AND PREPARATION FOR THE 2020 RTP/SCS**

Carryover  Ongoing  **PROJECT MANAGER: HIROSHI ISHIKAWA**

**PREVIOUS ACCOMPLISHMENTS**

Worked with the airports in the SCAG Region, including scheduling meetings and onsite visits, in order to gather data and information for the aviation element of the 2020 RTP/SCS. Convened and met with the Aviation Technical Advisory Committee (ATAC). Developed contact list and began conducting outreach for the Aviation Task Force (ATF).

**OBJECTIVES**

Monitor progress of the 2016 RTP/SCS Aviation Program and support policies and actions, including promotion of regionalization at airports within the region, and prepare for updating the Regional Aviation Element in the 2020 RTP/SCS.

**WORK ELEMENT: 230 - REGIONAL AVIATION AND AIRPORT GROUND ACCESS PLANNING**

**STEPS AND PRODUCTS**

Step No	Step Description	Work Type	P	T	O	Start Date	End Date
1	Support Implementation of the Aviation Element of the 2016 RTP/SCS, including identification and assessment of action steps needed to support the regionalization of commercial airports	Staff	<input type="checkbox"/>	<input checked="" type="checkbox"/>	<input type="checkbox"/>	07/01/2019	06/30/2020
2	Provide staff support for the Aviation Technical Advisory Committee (ATAC) and the Aviation Task Force (ATF) as needed	Staff	<input type="checkbox"/>	<input checked="" type="checkbox"/>	<input type="checkbox"/>	07/01/2019	06/30/2020
3	Gather and analyze data, and draft narrative, for the aviation element of the 2020 RTP/SCS.	Staff	<input type="checkbox"/>	<input checked="" type="checkbox"/>	<input type="checkbox"/>	07/01/2019	06/30/2020
4	Support/monitor the progress of airport ground access improvements from the 2016 RTP/SCS, including updating the 2020 RTP/SCS ground access project list based on the most current information provided by the airport authorities and the transportation agencies.	Staff	<input type="checkbox"/>	<input type="checkbox"/>	<input type="checkbox"/>	07/01/2019	06/30/2020
5	Research and apply to aviation planning and research related grants and funding opportunities.	Staff	<input type="checkbox"/>	<input type="checkbox"/>	<input type="checkbox"/>	07/01/2019	06/30/2020

Product No	Product Description	Completion Date
1	Updated aviation data and statistics	06/30/2020
2	Agendas, memos, meetings notes, technical papers, reports, presentations, etc. associated with Regional Aviation System Planning.	06/30/2020



**FINAL**  
**Overall Work  
Program**

**Fiscal Year 2019-2020**

**SECTION III**  
Special Grants





# Caltrans Report

FY 2019 - 2020 OWP

**WORK ELEMENT: 145 - SUSTAINABLE COMMUNITIES, STRATEGIC PARTNERSHIPS AND ADAPTATION PLANNING GRANT PROGRAM**

**DEPARTMENT: 427 - ACTIVE TRANSPORTATION & SPECIAL PROGRAMS DEPT.**

**MANAGER: ERIKA BUSTAMANTE** **TOTAL BUDGET: \$5,371,755**

**SUMMARY OF PROGRAM EXPENDITURES**

<u>Category</u>	<u>SCAG</u>	<u>Consultant</u>	<u>Consultant TC</u>	<u>Non-Profits/IHL</u>	<u>Total</u>
01. Salary	108,964	0	0	0	108,964
02. Benefits	86,632	0	0	0	86,632
03. Temp Staff	0	0	0	0	0
04. Indirect Cost	243,896	0	0	0	243,896
05. Printing	0	0	0	0	0
06. Travel	0	0	0	0	0
07. Other	121,891	0	0	0	121,891
08. Consultant	0	4,639,412	0	0	4,639,412
09. Consultant TC	0	0	0	0	0
10. Non-Profits/IHL	0	0	0	0	0
11. In-Kind Commits	0	0	0	0	0
12. Cash/Local Other	0	170,960	0	0	170,960
<b>Total</b>	<b>\$561,383</b>	<b>\$4,810,372</b>	<b>\$0</b>	<b>\$0</b>	<b>\$5,371,755</b>
Toll Credits/Not an expenditure	0	0	0	0	0

**WORK ELEMENT: 145 - SUSTAINABLE COMMUNITIES, STRATEGIC PARTNERSHIPS AND ADAPTATION PLANNING GRANT PROGRAM**

**SUMMARY OF PROGRAM REVENUES**

<u>Fund Source</u>	<u>SCAG</u>	<u>Consultant</u>	<u>Non-Profits/IHL</u>	<u>Consultant TC</u>	<u>Total</u>
01. FHWA PL	0	0	0	0	0
02. FHWA PL C/O	0	0	0	0	0
03. FTA 5303	0	0	0	0	0
04. FTA 5303 C/O	0	0	0	0	0
05. FTA 5304	33,704	1,422,709	0	0	1,456,413
06. FHWA SP&R	63,904	1,621,616	0	0	1,685,520
07. Federal Other	0	0	0	0	0
08. TDA	461,578	333,712	0	0	795,290
09. SB1 Adaptation	0	531,122	0	0	531,122
10. SB1 Competitive	2,197	243,457	0	0	245,654
11. SB1 Formula	0	0	0	0	0
12. State Other	0	0	0	0	0
13. In-Kind Commits	0	0	0	0	0
14. Cash/Local Other	0	486,796	0	0	486,796
Local (Other)	0	170,960	0	0	170,960
<b>Total</b>	<b>\$561,383</b>	<b>\$4,810,372</b>	<b>\$0</b>	<b>\$0</b>	<b>\$5,371,755</b>
Toll Credits/Not a revenue	0	0	0	0	0

**PAST ACCOMPLISHMENTS**

During FY2018-2019, staff completed the Aviation Boulevard Multimodal Corridor Plan (145-3480.01), Interstate 105 2nd Generation Corridor System Management Plan (145-4424.01), Santa Ana Active Transportation Plan (145-4425.01), and Calexico West Port of Entry Expansion Special Project with ICTC (145-4833.01). Staff also worked on procurement process for other Sustainable Communities projects as well as Adaptation grant project, which are being carried over to FY2019-2020 OWP.



**WORK ELEMENT: 145 - SUSTAINABLE COMMUNITIES, STRATEGIC PARTNERSHIPS AND ADAPTATION PLANNING GRANT PROGRAM**

**OBJECTIVE**

To encourage local and regional planning that furthers state goals; to identify and address statewide, interregional, or regional transportation deficiencies on the State highway system; and to support planning actions at the local and regional levels that advance climate change efforts on the transportation system.

**PROJECT: MONTCLAIR SAFE ROUTES TO SCHOOL PLAN**

**DEPARTMENT NAME: 427 - ACTIVE TRANSPORTATION & SPECIAL PROGRAMS DEPT.**

**MANAGER: SARAH JEPSON**

**TOTAL BUDGET: \$175,332**

**PROJECT DESCRIPTION**

Develop a comprehensive Safe Routes to School Plan (SRTS) which will include Enforcement, Encouragement, Engineering, Education and Empowerment for City of Montclair. This culturally appropriate plan will be used in the development of community-wide education and infrastructure projects that will foster a livable and healthy city, which promotes health and social equity.

**PROJECT PRODUCT(S)**

SRTS Plan

**TASK: 20-145.4815.01**

**TASK BUDGET: \$175,332**

**TASK NAME: MONTCLAIR SAFE ROUTES TO SCHOOL PLAN**

Carryover  Ongoing  **PROJECT MANAGER: JULIA LIPPE-KLEIN**

**PREVIOUS ACCOMPLISHMENTS**

Project coordination activities, identification of existing conditions, development of Community Needs Assessment Report, and community engagement meetings and activities.

**OBJECTIVES**

Develop a comprehensive Safe Routes to School Plan which will include Enforcement, Encouragement, Engineering, Education and Empowerment for City of Montclair. This plan, which recognizes that Montclair is composed of multiple demographic groups and one which will respect these groups, will be used in the development of community-wide education and infrastructure projects that will foster a livable and healthy city, which promotes health and social equity.



**WORK ELEMENT: 145 - SUSTAINABLE COMMUNITIES, STRATEGIC PARTNERSHIPS AND ADAPTATION PLANNING GRANT PROGRAM**

**STEPS AND PRODUCTS**

Step No	Step Description	Work Type	P	T	O	Start Date	End Date
1	Conduct community engagement meetings and activities	Consultant	<input type="checkbox"/>	<input type="checkbox"/>	<input type="checkbox"/>	01/01/2019	06/30/2020
2	Develop SRTS plan	Consultant	<input type="checkbox"/>	<input type="checkbox"/>	<input type="checkbox"/>	01/01/2019	03/30/2020
3	Develop a final SRTS plan	Consultant	<input type="checkbox"/>	<input type="checkbox"/>	<input type="checkbox"/>	03/31/2020	06/28/2020
4	Provide project administration oversight.	Staff	<input type="checkbox"/>	<input type="checkbox"/>	<input type="checkbox"/>	07/01/2018	06/30/2020

Product No	Product Description	Completion Date
1	SRTS Plan	06/28/2020

**PROJECT: FIRST-MILE LAST-MILE CONNECTIVITY STUDY FOR NAVAL BASE VENTURA COUNTY**

DEPARTMENT NAME: 417 - TRANSIT/RAIL DEPT.  
 MANAGER: PHILIP LAW TOTAL BUDGET: \$51,788

**PROJECT DESCRIPTION**

Identify connectivity barriers to transit as well as recommend improvements in connectivity for multi-modal travel options in and around the Port Hueneme and Point Mugu military installations.

**PROJECT PRODUCT(S)**

Existing conditions report, outreach plan, final report, and implementation plan.

TASK: 20-145.4816.01 TASK BUDGET: \$51,788  
 TASK NAME: **FIRST-MILE LAST-MILE CONNECTIVITY STUDY FOR NAVAL BASE VENTURA COUNTY**

Carryover  Ongoing  PROJECT MANAGER: STEPHEN FOX

**PREVIOUS ACCOMPLISHMENTS**

Work began in FY2018-19 and stakeholder outreach will commence.



**WORK ELEMENT: 145 - SUSTAINABLE COMMUNITIES, STRATEGIC PARTNERSHIPS AND ADAPTATION PLANNING GRANT PROGRAM**

**OBJECTIVES**

Identify connectivity barriers to transit as well as recommend improvements in connectivity for multi-modal travel options in and around the Port Hueneme and Point Mugu military installations.

**STEPS AND PRODUCTS**

Step No	Step Description	Work Type	P	T	O	Start Date	End Date
1	Data collection	Staff/Consultant	<input type="checkbox"/>	<input type="checkbox"/>	<input type="checkbox"/>	07/01/2019	06/30/2020
2	Public Outreach	Staff/Consultant	<input type="checkbox"/>	<input type="checkbox"/>	<input type="checkbox"/>	07/01/2019	06/30/2020
3	Develop Recommendations	Consultant	<input type="checkbox"/>	<input type="checkbox"/>	<input type="checkbox"/>	07/01/2019	06/30/2020
4	Provide project management, support and administration	Staff	<input type="checkbox"/>	<input type="checkbox"/>	<input type="checkbox"/>	07/01/2019	06/30/2020

Product No	Product Description	Completion Date
1	Existing conditions report	06/30/2020
2	Outreach plan	06/30/2020
3	Final Report	06/30/2020

**PROJECT: MOBILITY INNOVATIONS AND PRICING**

DEPARTMENT NAME: 413 - GOODS MOVEMENT & TRANSPORTATION FINANCE DEPT.  
 MANAGER: ANNIE NAM TOTAL BUDGET: \$589,232

**PROJECT DESCRIPTION**

Develop an implementation plan for value pricing, including assessment of Mobility Pricing Pilot program.

**PROJECT PRODUCT(S)**

Technical issue papers, memorandums, and/or reports on analysis for a Mobility Pricing Pilot program.

TASK: 20-145.4817.01 TASK BUDGET: \$589,232  
 TASK NAME: **MOBILITY INNOVATIONS AND PRICING**

Carryover  Ongoing  PROJECT MANAGER: ANNIE NAM

**WORK ELEMENT: 145 - SUSTAINABLE COMMUNITIES, STRATEGIC PARTNERSHIPS AND ADAPTATION PLANNING GRANT PROGRAM**

**PREVIOUS ACCOMPLISHMENTS**

Initiated assessment of Mobility Pricing Pilot program.

**OBJECTIVES**

Develop an implementation plan for value pricing, including assessment of Mobility Pricing Pilot program.

**STEPS AND PRODUCTS**

Step No	Step Description	Work Type	P	T	O	Start Date	End Date
1	Provide project management, support, and administration.	Staff	<input type="checkbox"/>	<input type="checkbox"/>	<input type="checkbox"/>	07/01/2019	06/30/2020
2	Conduct Mobility Pricing Pilot analysis and outreach.	Staff/Consultant	<input type="checkbox"/>	<input type="checkbox"/>	<input type="checkbox"/>	07/01/2019	06/30/2020

Product No	Product Description	Completion Date
1	Technical issue papers, memorandums, and/or reports on analysis for a Mobility Pricing Pilot program.	06/30/2020

**PROJECT: WESTSIDE MOBILITY STUDY UPDATE**

DEPARTMENT NAME: 426 - SUSTAINABILITY DEPT.  
 MANAGER: JASON GREENSPAN TOTAL BUDGET: \$458,568

**PROJECT DESCRIPTION**

Provide a brief update on all transportation modes identified in the 2003 Westside Mobility Study including current conditions, completed and future projects, and new funding opportunities. Identify potential gaps in existing planning documents and studies within the Westside subregion. Develop multimodal solutions that address various transportation issues to enhance regional mobility, accessibility, and safety for all people to improve the quality of life in the Westside subregion.

**PROJECT PRODUCT(S)**

Project Delivery and Funding Strategy Memo, and West Side Cities Council of Government Mobility Plan Final Report.

TASK: 20-145.4818.01 TASK BUDGET: \$458,568  
 TASK NAME: WESTSIDE MOBILITY STUDY UPDATE

Carryover  Ongoing  PROJECT MANAGER: MARCO ANDERSON

**WORK ELEMENT: 145 - SUSTAINABLE COMMUNITIES, STRATEGIC PARTNERSHIPS AND ADAPTATION PLANNING GRANT PROGRAM**

**PREVIOUS ACCOMPLISHMENTS**

Worked with the West Side Cities Council of Governments (WSCCOG) to finalize the MOU.

**OBJECTIVES**

Provide a brief update on all transportation modes identified in the 2003 Westside Mobility Study including current conditions, completed and future projects, and new funding opportunities. Identify potential gaps in existing planning documents and studies within the Westside subregion. Develop multimodal solutions that address various transportation issues to enhance regional mobility, accessibility, and safety for all people to improve the quality of life in the Westside subregion.

**STEPS AND PRODUCTS**

Step No	Step Description	Work Type	P	T	O	Start Date	End Date
1	Coordinate project Kick-off and stakeholder outreach	Staff/Consultant	<input type="checkbox"/>	<input type="checkbox"/>	<input type="checkbox"/>	07/01/2019	06/30/2020
2	Conduct research, and analysis to undergird policy recommendations	Consultant	<input type="checkbox"/>	<input type="checkbox"/>	<input type="checkbox"/>	07/01/2019	06/30/2020
3	Perform project management and report progress to Caltrans	Staff	<input type="checkbox"/>	<input type="checkbox"/>	<input type="checkbox"/>	07/01/2019	06/30/2020

Product No	Product Description	Completion Date
1	Project Delivery and Funding Strategy Memo	06/30/2020
2	West Side Cities Council of Government Mobility Plan Final Report	06/30/2020

**PROJECT: PATHS TO CLEAN VEHICLE TECHNOLOGY AND ALTERNATIVE FUELS IMPLEMENTATION IN SAN BERNARDINO COUNTY**

**DEPARTMENT NAME: 413 - GOODS MOVEMENT & TRANSPORTATION FINANCE DEPT.**

**MANAGER: ANNIE NAM** **TOTAL BUDGET: \$414,585**

**PROJECT DESCRIPTION**

Convene public and private stakeholders to define steps that can be taken locally to support technologically feasible and cost-effective paths forward for reduction of GHGs and criteria pollutants. The specific focus of the strategies may be penetration of clean vehicle and fuels technologies.

**PROJECT PRODUCT(S)**

- Copy of executed consultant contract, invoices and quarterly reports;
- Outreach Findings and Conclusions Tech Memo;
- Tech memo documenting analysis of alternative paths;
- Documentation of challenges and available actions to accelerate clean vehicle and fuel technologies;
- Final report.



**WORK ELEMENT: 145 - SUSTAINABLE COMMUNITIES, STRATEGIC PARTNERSHIPS AND ADAPTATION PLANNING GRANT PROGRAM**

**TASK: 20-145.4819.01** **TASK BUDGET: \$414,585**  
**TASK NAME: PATHS TO CLEAN VEHICLE TECHNOLOGY AND ALTERNATIVE FUELS IMPLEMENTATION IN SAN BERNARDINO COUNTY**

Carryover  Ongoing  **PROJECT MANAGER: ALISON LINDER**

**PREVIOUS ACCOMPLISHMENTS**

Initiated study and outreach efforts.

**OBJECTIVES**

Convene public and private stakeholders to define steps that can be taken locally to support technologically feasible and cost-effective paths forward for reduction of GHGs and criteria pollutants. The specific focus of the strategies may be penetration of clean vehicle and fuels technologies.

**STEPS AND PRODUCTS**

Step No	Step Description	Work Type	P	T	O	Start Date	End Date
1	Provide project management and fiscal management	Staff/Consultant	<input type="checkbox"/>	<input type="checkbox"/>	<input type="checkbox"/>	07/01/2019	06/30/2020
2	Conduct outreach to stakeholders including focus group and workshop	Staff/Consultant	<input type="checkbox"/>	<input type="checkbox"/>	<input type="checkbox"/>	07/01/2019	06/30/2020
3	Define Alternative Paths to Clean Vehicle and Fuels Implementation	Staff/Consultant	<input type="checkbox"/>	<input type="checkbox"/>	<input type="checkbox"/>	07/01/2019	06/30/2020
4	Identify Implementation barriers and strategies	Staff/Consultant	<input type="checkbox"/>	<input type="checkbox"/>	<input type="checkbox"/>	07/01/2019	06/30/2020
5	Prepare recommendations and final report	Staff/Consultant	<input type="checkbox"/>	<input type="checkbox"/>	<input type="checkbox"/>	07/01/2019	06/30/2020

Product No	Product Description	Completion Date
1	Copy of executed consultant contract, invoices and quarterly reports	06/30/2020
2	Outreach Findings and Conclusions Tech Memo	06/30/2020
3	Tech memo documenting analysis of alternative paths	06/30/2020
4	Documentation of challenges and available actions to accelerate clean vehicle and fuel technologies	06/30/2020
5	Final Report	06/30/2020

**PROJECT: SOUTHERN CALIFORNIA REGIONAL CLIMATE ADAPTATION FRAMEWORK**

**DEPARTMENT NAME: 426 - SUSTAINABILITY DEPT.**  
**MANAGER: JASON GREENSPAN** **TOTAL BUDGET: \$786,709**



**WORK ELEMENT: 145 - SUSTAINABLE COMMUNITIES, STRATEGIC PARTNERSHIPS AND ADAPTATION PLANNING GRANT PROGRAM**

**PROJECT DESCRIPTION**

SCAG will prepare a comprehensive framework for 6 counties and 191 cities to support regional climate adaptation planning, address existing climate change vulnerabilities, and provide implementation tools for local jurisdictions to adapt to climate change.

**PROJECT PRODUCT(S)**

- Project management reports and invoices
- Communication and outreach reports
- Analysis reports, toolkits and guide
- Assessment framework, maps, and finance report
- Metrics, toolkits, and case studies

**TASK: 20-145.4834.01** **TASK BUDGET: \$786,709**  
**TASK NAME: SOUTHERN CALIFORNIA REGIONAL CLIMATE ADAPTATION FRAMEWORK (FY18 SB1 COMPETITIVE)**

Carryover  Ongoing  **PROJECT MANAGER: GRIEG ASHER**

**PREVIOUS ACCOMPLISHMENTS**

Consulting team has been selected.

**OBJECTIVES**

SCAG will prepare a comprehensive framework for 6 counties and 191 cities to support regional climate adaptation planning, address existing climate change vulnerabilities, and provide implementation tools for local jurisdictions to adapt to climate change.

**STEPS AND PRODUCTS**

Step No	Step Description	Work Type	P	T	O	Start Date	End Date
1	Manage Project	Staff/Consultant	<input type="checkbox"/>	<input type="checkbox"/>	<input type="checkbox"/>	07/01/2019	06/30/2020
2	Develop communication and outreach strategy	Consultant	<input type="checkbox"/>	<input type="checkbox"/>	<input type="checkbox"/>	07/01/2019	06/30/2020
3	Perform analysis and develop general plan integration	Consultant	<input type="checkbox"/>	<input type="checkbox"/>	<input type="checkbox"/>	07/01/2019	06/30/2020
4	Develop vulnerability assessment and financing	Consultant	<input type="checkbox"/>	<input type="checkbox"/>	<input type="checkbox"/>	07/01/2019	06/30/2020
5	Develop metrics and monitoring mechanism	Consultant	<input type="checkbox"/>	<input type="checkbox"/>	<input type="checkbox"/>	07/01/2019	06/30/2020

**WORK ELEMENT: 145 - SUSTAINABLE COMMUNITIES, STRATEGIC PARTNERSHIPS AND ADAPTATION PLANNING GRANT PROGRAM**

Product No	Product Description	Completion Date
1	Project management reports and invoices	06/30/2020
2	Communication and outreach reports	06/30/2020
3	Analysis reports, toolkits and guide	06/30/2020
4	Assessment framework, maps, and finance report	06/30/2020
5	Metrics, toolkits, and case studies	06/30/2020

**PROJECT: ADA PARATRANSIT DEMAND FORECAST**

DEPARTMENT NAME: 417 - TRANSIT/RAIL DEPT.

MANAGER: PHILIP LAW

TOTAL BUDGET: \$284,270

**PROJECT DESCRIPTION**

This project will develop a forecasting tool for the estimation of demand trends for ADA paratransit trips.

**PROJECT PRODUCT(S)**

- Manage project
- Engage stakeholders
- Collect data
- Develop demand forecast
- Prepare analysis for next steps
- Prepare final report

TASK: 20-145.4835.01

TASK BUDGET: \$284,270

TASK NAME: ADA PARATRANSIT DEMAND FORECAST (FY18 SB1 COMPETITIVE)

Carryover  Ongoing  PROJECT MANAGER: STEPHEN FOX

**PREVIOUS ACCOMPLISHMENTS**

Work and stakeholder outreach begun in FY2018-19.

**OBJECTIVES**

This project will develop a forecasting tool for the estimation of demand trends for ADA paratransit trips.

**WORK ELEMENT: 145 - SUSTAINABLE COMMUNITIES, STRATEGIC PARTNERSHIPS AND ADAPTATION PLANNING GRANT PROGRAM**

**STEPS AND PRODUCTS**

Step No	Step Description	Work Type	P	T	O	Start Date	End Date
1	Project Management	Staff/Consultant	<input type="checkbox"/>	<input type="checkbox"/>	<input type="checkbox"/>	07/01/2019	06/30/2020
2	Stakeholder engagement	Consultant	<input type="checkbox"/>	<input type="checkbox"/>	<input type="checkbox"/>	07/01/2019	06/30/2020
3	Data Collection	Consultant	<input type="checkbox"/>	<input type="checkbox"/>	<input type="checkbox"/>	07/01/2019	06/30/2020
4	Develop Forecast	Consultant	<input type="checkbox"/>	<input type="checkbox"/>	<input type="checkbox"/>	07/01/2019	06/30/2020
5	Prepare Final Report	Consultant	<input type="checkbox"/>	<input type="checkbox"/>	<input type="checkbox"/>	07/01/2019	06/30/2020

Product No	Product Description	Completion Date
1	Stakeholder engagement plan	06/30/2020
2	Demographic profile technical memorandum	06/30/2020
3	Travel demand forecast methodology technical memorandum	06/30/2020
4	Final report	06/30/2020

**PROJECT: U.S. 101 MULTI-MODAL CORRIDOR STUDY**

**DEPARTMENT NAME: 412 - TRANSPORTATION PLANNING & PROGRAMMING DEPT**

**MANAGER: NARESH AMATYA**

**TOTAL BUDGET: \$319,779**

**PROJECT DESCRIPTION**

This multi-year study will assess current and future improvements along U.S. 101 corridor from a multi-modal perspective and will develop strategies to improve mobility, safety, and overall congestion along the corridor.

**PROJECT PRODUCT(S)**

Meeting notes, materials, survey, summary report, existing and future conditions reports, draft and final plan.

**TASK: 20-145.4844.01**

**TASK BUDGET: \$319,779**

**TASK NAME: U.S. 101 MULTI-MODAL CORRIDOR STUDY**

Carryover  Ongoing  **PROJECT MANAGER: KURT WALKER**



**WORK ELEMENT: 145 - SUSTAINABLE COMMUNITIES, STRATEGIC PARTNERSHIPS AND ADAPTATION PLANNING GRANT PROGRAM**

**PREVIOUS ACCOMPLISHMENTS**

Staff finalized procurement, held kickoff meetings, and began work on existing conditions.

**OBJECTIVES**

This multi-year study will assess current and future improvements along U.S. 101 corridor from a multi-modal perspective and will develop strategies to improve mobility, safety, and overall congestion along the corridor.

**STEPS AND PRODUCTS**

Step No	Step Description	Work Type	P	T	O	Start Date	End Date
1	Provide project management, support and administration.	Staff/Consultant	<input type="checkbox"/>	<input type="checkbox"/>	<input type="checkbox"/>	12/01/2018	06/30/2020
2	Implement public participation.	Consultant	<input type="checkbox"/>	<input type="checkbox"/>	<input type="checkbox"/>	04/15/2019	06/30/2020
3	Develop existing and future conditions assessment.	Consultant	<input type="checkbox"/>	<input type="checkbox"/>	<input type="checkbox"/>	05/01/2019	10/01/2019
4	Develop concept alternatives, identify funding sources, draft and final plan.	Consultant	<input type="checkbox"/>	<input type="checkbox"/>	<input type="checkbox"/>	08/01/2019	06/30/2020

Product No	Product Description	Completion Date
1	Meeting notes and materials.	06/30/2020
2	Meeting materials, survey, and summary report.	06/30/2020
3	Existing and future conditions report.	10/01/2019
4	Draft and final plan.	06/30/2020

**PROJECT: INLAND EMPIRE COMPREHENSIVE CORRIDOR PLANS**

**DEPARTMENT NAME: 412 - TRANSPORTATION PLANNING & PROGRAMMING DEPT**

**MANAGER: NARESH AMATYA** **TOTAL BUDGET: \$538,779**

**PROJECT DESCRIPTION**

This project will create two multi-modal comprehensive corridor plans for the Inland Empire, one focused on east-west flows of people and goods and the other on north-south flows.

**PROJECT PRODUCT(S)**

Notes from meetings, tech memo and draft CCPs, list of candidate projects for each CCP.

**WORK ELEMENT: 145 - SUSTAINABLE COMMUNITIES, STRATEGIC PARTNERSHIPS AND ADAPTATION PLANNING GRANT PROGRAM**

**TASK: 20-145.4845.01** **TASK BUDGET: \$538,779**  
**TASK NAME: INLAND EMPIRE COMPREHENSIVE CORRIDOR PLANS**

Carryover  Ongoing  **PROJECT MANAGER: KURT WALKER**

**PREVIOUS ACCOMPLISHMENTS**

Staff finalized procurement and held kickoff meetings.

**OBJECTIVES**

This project will create two multi-modal comprehensive corridor plans for the Inland Empire, one focused on east-west flows of people and goods and the other on north-south flows.

**STEPS AND PRODUCTS**

Step No	Step Description	Work Type	P	T	O	Start Date	End Date
1	Provide project management, support and administration.	Staff/Consultant	<input type="checkbox"/>	<input type="checkbox"/>	<input type="checkbox"/>	11/01/2018	06/30/2020
2	Initiate Project and Catalogue Existing Plans/Studies/Initiatives.	Consultant	<input type="checkbox"/>	<input type="checkbox"/>	<input type="checkbox"/>	05/07/2019	09/30/2019
3	Develop CCP Objectives, Structures, and Principles.	Consultant	<input type="checkbox"/>	<input type="checkbox"/>	<input type="checkbox"/>	06/01/2019	10/31/2019
4	Outreach to Stakeholders.	Consultant	<input type="checkbox"/>	<input type="checkbox"/>	<input type="checkbox"/>	05/07/2019	06/30/2020
5	Identify and Evaluate Multi-modal Transportation Strategies and Projects.	Consultant	<input type="checkbox"/>	<input type="checkbox"/>	<input type="checkbox"/>	08/01/2019	12/31/2019
6	Develop CCPs for East-West and North-South Corridors.	Consultant	<input type="checkbox"/>	<input type="checkbox"/>	<input type="checkbox"/>	11/01/2019	06/30/2020

Product No	Product Description	Completion Date
1	Notes from Kick-off Meeting, Monthly or Bi-Monthly Meeting Notes, Catalogue of prior and ongoing studies and plans relevant to the CCP.	06/30/2020
2	Tech memo on challenges and opportunities, Draft annotated outline of the CCPs, "Principles" Tech memo, and Tech memo on corridor characteristics.	03/31/2020
3	List of stakeholders, Tech memo documenting interviews and SWOT analysis, summary of workshop results, comments and response on the draft CCPs, and presentation files (i.e., PowerPoints)	06/30/2020
4	List of candidate projects for each CCP, Tech memo documenting Strategic Components, project screening analysis.	03/31/2020
5	Project database and GIS mapping. Draft implementation/funding plan, draft and final CCPs.	06/30/2020



**WORK ELEMENT:** 145 - SUSTAINABLE COMMUNITIES, STRATEGIC PARTNERSHIPS AND ADAPTATION PLANNING GRANT PROGRAM

**PROJECT:** WILMINGTON FREIGHT MITIGATION PROJECT

**DEPARTMENT NAME:** 413 - GOODS MOVEMENT & TRANSPORTATION FINANCE DEPT.  
**MANAGER:** ANNIE NAM **TOTAL BUDGET:** \$302,941

**PROJECT DESCRIPTION**

The project is to assess the impacts of increased truck travel in the Wilmington area and recommend traffic and general land use mitigations to improve the quality of life for the residents.

**PROJECT PRODUCT(S)**

Stakeholder and public engagement plan, data collection plan, mitigation measures report, and final report.

**TASK:** 20-145.4846.01 **TASK BUDGET:** \$302,941  
**TASK NAME:** WILMINGTON FREIGHT MITIGATION PROJECT

Carryover  Ongoing  **PROJECT MANAGER:** MIKE JONES

**PREVIOUS ACCOMPLISHMENTS**

Staff finalized procurement and held kickoff meetings.

**OBJECTIVES**

To assess the impact of increased truck travel in the Wilmington area and recommend traffic and general land use mitigations to improve the quality of life for the residents.

**STEPS AND PRODUCTS**

Step No	Step Description	Work Type	P	T	O	Start Date	End Date
1	Develop project management protocols and work plan	Staff/Consultant	<input type="checkbox"/>	<input type="checkbox"/>	<input type="checkbox"/>	04/01/2019	06/30/2019
2	Conduct stakeholder and public engagement	Consultant	<input type="checkbox"/>	<input type="checkbox"/>	<input type="checkbox"/>	04/01/2019	12/31/2019
3	Develop and execute data collection plan	Consultant	<input type="checkbox"/>	<input type="checkbox"/>	<input type="checkbox"/>	04/01/2019	06/30/2020
4	Existing and future conditions analysis	Consultant	<input type="checkbox"/>	<input type="checkbox"/>	<input type="checkbox"/>	04/01/2019	06/30/2020
5	Identification, evaluation, and cost analysis of mitigation measures	Consultant	<input type="checkbox"/>	<input type="checkbox"/>	<input type="checkbox"/>	07/01/2019	12/31/2020
6	Develop final report	Consultant	<input type="checkbox"/>	<input type="checkbox"/>	<input type="checkbox"/>	07/01/2019	12/31/2020



**WORK ELEMENT: 145 - SUSTAINABLE COMMUNITIES, STRATEGIC PARTNERSHIPS AND ADAPTATION PLANNING GRANT PROGRAM**

Product No	Product Description	Completion Date
1	Work Plan and Quarterly Reports	06/30/2019
2	Stakeholder and public engagement plan Meeting materials	12/31/2019
3	Data Collection Plan Existing and future conditions analysis	06/30/2020
4	Project Invoices and Meeting Materials	06/30/2020
5	Mitigation measures report	06/30/2020
6	Final report	06/30/2020

**PROJECT: VENTURA COUNTY FREIGHT CORRIDOR STUDY**

DEPARTMENT NAME: 413 - GOODS MOVEMENT & TRANSPORTATION FINANCE DEPT.  
 MANAGER: ANNIE NAM TOTAL BUDGET: \$168,172

**PROJECT DESCRIPTION**

To identify and prioritize the most significant freight corridors in Ventura County to mitigate impacts associated with freight traffic.

**PROJECT PRODUCT(S)**

Work plan, outreach plan and meeting materials, project invoices and meeting materials.

TASK: **20-145.4847.01** TASK BUDGET: \$168,172  
 TASK NAME: **VENTURA COUNTY FREIGHT CORRIDOR STUDY**

Carryover  Ongoing  PROJECT MANAGER: MIKE JONES

**PREVIOUS ACCOMPLISHMENTS**

Staff finalized procurement and held kickoff meetings.

**OBJECTIVES**

To identify and prioritize the most significant freight corridors in Ventura County to mitigate impacts associated with freight traffic.



**WORK ELEMENT: 145 - SUSTAINABLE COMMUNITIES, STRATEGIC PARTNERSHIPS AND ADAPTATION PLANNING GRANT PROGRAM**

**STEPS AND PRODUCTS**

Step No	Step Description	Work Type	P	T	O	Start Date	End Date
1	Develop project management protocols and work plan	Staff/Consultant	<input type="checkbox"/>	<input type="checkbox"/>	<input type="checkbox"/>	04/30/2019	05/31/2019
2	Public Outreach plan development and execution	Consultant	<input type="checkbox"/>	<input type="checkbox"/>	<input type="checkbox"/>	04/30/2019	01/31/2020
3	Conduct freight corridor analysis.	Consultant	<input type="checkbox"/>	<input type="checkbox"/>	<input type="checkbox"/>	04/30/2019	04/30/2020
4	Perform project management activities	Consultant	<input type="checkbox"/>	<input type="checkbox"/>	<input type="checkbox"/>	04/30/2019	06/30/2020

Product No	Product Description	Completion Date
1	Work plan	05/31/2019
2	Outreach plan and meeting materials.	06/30/2020
3	Final report	06/30/2020
4	Project invoices and meeting materials	06/30/2020

**PROJECT: SOUTHERN CALIFORNIA GOODS MOVEMENT COMMUNITIES FREIGHT IMPACT ASSESSMENT**

**DEPARTMENT NAME: 413 - GOODS MOVEMENT & TRANSPORTATION FINANCE DEPT.**

**MANAGER: ANNIE NAM** **TOTAL BUDGET: \$299,400**

**PROJECT DESCRIPTION**

SCAG will conduct an outreach effort to achieve four primary objectives: 1) identify significant causes of disproportionate burdens on disadvantage communities in the region, particularly those related to air quality, resulting from localized goods movement activities, 2) engage the populations of said disadvantaged communities to collect their input and understand their awareness stemming from challenges related to environmental justice, 3) prepare a toolkit of strategies for stakeholders that can be replicated and used to promote and pursue pragmatic and effective mitigation measures, and 4) develop and execute a communications strategy to communicate findings to populations of disadvantaged communities.

**PROJECT PRODUCT(S)**

Project Work Plan, Memorandum of Screening Analysis and Evaluation of Disadvantaged Communities, Public Engagement Plan and Outreach materials and summaries, Literature Review

**TASK: 20-145.4865.01** **TASK BUDGET: \$299,400**  
**TASK NAME: SOUTHERN CALIFORNIA GOODS MOVEMENT COMMUNITIES FREIGHT IMPACT ASSESSMENT**

Carryover  Ongoing  **PROJECT MANAGER: MIKE JONES**





**WORK ELEMENT: 145 - SUSTAINABLE COMMUNITIES, STRATEGIC PARTNERSHIPS AND ADAPTATION PLANNING GRANT PROGRAM**

**PREVIOUS ACCOMPLISHMENTS**

**OBJECTIVES**

SCAG will conduct an outreach effort to achieve four primary objectives: 1) identify significant causes of disproportionate burdens on disadvantage communities in the region, particularly those related to air quality, resulting from localized goods movement activities, 2) engage the populations of said disadvantaged communities to collect their input and understand their awareness stemming from challenges related to environmental justice, 3) prepare a toolkit of strategies for stakeholders that can be replicated and used to promote and pursue pragmatic and effective mitigation measures, and 4) develop and execute a communications strategy to communicate findings to populations of disadvantaged communities.

**STEPS AND PRODUCTS**

Step No	Step Description	Work Type	P	T	O	Start Date	End Date
1	Development of workplan and management protocols.	Consultant	<input type="checkbox"/>	<input type="checkbox"/>	<input type="checkbox"/>	03/01/2020	04/30/2020
2	Development and execution of methodology to identify focus locations.	Consultant	<input type="checkbox"/>	<input type="checkbox"/>	<input type="checkbox"/>	05/01/2020	11/01/2020
3	Development and execution of outreach process.	Consultant	<input type="checkbox"/>	<input type="checkbox"/>	<input type="checkbox"/>	12/01/2020	08/30/2021
4	Conduct Literature Review.	Consultant	<input type="checkbox"/>	<input type="checkbox"/>	<input type="checkbox"/>	12/01/2020	03/01/2021
5	Development of Environmental Justice Toolkit for Disadvantage Communities.	Consultant	<input type="checkbox"/>	<input type="checkbox"/>	<input type="checkbox"/>	03/01/2021	09/01/2021
6	Communication and Dissemination of EJ Toolkit Strategies to Disadvantage Communities.	Consultant	<input type="checkbox"/>	<input type="checkbox"/>	<input type="checkbox"/>	09/01/2021	03/30/2022

Product No	Product Description	Completion Date
1	Project Work Plan, schedule, Meeting Notes and Summaries, and Invoices and reports.	04/30/2022
2	Memorandum of Screening Analysis and Evaluation of Disadvantaged Communities.	11/30/2020
3	Public Engagement Plan and Outreach materials and summaries.	09/30/2021
4	Literature Review	03/30/2021
5	Mitigation Measure Reports and Environmental Justice Toolkit.	09/30/2021

**PROJECT: EAST SAN GABRIEL VALLEY MOBILITY PLAN**

**DEPARTMENT NAME: 412 - TRANSPORTATION PLANNING & PROGRAMMING DEPT**  
**MANAGER: NARESH AMATYA** **TOTAL BUDGET: \$417,500**



**WORK ELEMENT: 145 - SUSTAINABLE COMMUNITIES, STRATEGIC PARTNERSHIPS AND ADAPTATION PLANNING GRANT PROGRAM**

**PROJECT DESCRIPTION**

This project will examine current conditions in the East San Gabriel Valley Planning Area , review the projects and plans in the area, identify gaps in the transportation network by each mode of travel, and make recommendations for closing the gaps to create a regional network to supplement the State Highway System.

**PROJECT PRODUCT(S)**

**TASK: 20-145.4866.01** **TASK BUDGET: \$417,500**  
**TASK NAME: EAST SAN GABRIEL VALLEY MOBILITY PLAN**

Carryover  Ongoing  **PROJECT MANAGER: NANCY LO**

**PREVIOUS ACCOMPLISHMENTS**

New task

**OBJECTIVES**

This project will examine current conditions in the East San Gabriel Valley Planning Area , review the projects and plans in the area, identify gaps in the transportation network by each mode of travel, and make recommendations for closing the gaps to create a regional network to supplement the State Highway System.

**STEPS AND PRODUCTS**

Step No	Step Description	Work Type	P	T	O	Start Date	End Date
1	Initiate and manage project	Staff/Consultant	<input type="checkbox"/>	<input type="checkbox"/>	<input type="checkbox"/>	01/01/2020	06/30/2022
2	Oversee public engagement	Staff/Consultant	<input type="checkbox"/>	<input type="checkbox"/>	<input type="checkbox"/>	01/01/2020	06/30/2022
3	Direct analysis and recommendations	Consultant	<input type="checkbox"/>	<input type="checkbox"/>	<input type="checkbox"/>	01/01/2020	06/30/2022
4	Develop Mobility Plan	Staff/Consultant	<input type="checkbox"/>	<input type="checkbox"/>	<input type="checkbox"/>	01/01/2020	06/30/2022

Product No	Product Description	Completion Date
1	Meeting Notes	06/30/2022
2	Community Engagement Plan	06/30/2022
3	Existing Conditions Analysis Report	06/30/2022
4	Draft and Final Plan	06/30/2022



**WORK ELEMENT: 145 - SUSTAINABLE COMMUNITIES, STRATEGIC PARTNERSHIPS AND ADAPTATION PLANNING GRANT PROGRAM**

**PROJECT: CURB SPACE MANAGEMENT STUDY**

**DEPARTMENT NAME: 413 - GOODS MOVEMENT & TRANSPORTATION FINANCE DEPT.**

**MANAGER: ANNIE NAM TOTAL BUDGET: \$564,700**

**PROJECT DESCRIPTION**

The primary purpose of the Curb Space Management Study (CSMS), is to take a comprehensive and multimodal review of some of the most congested and complicated curb space locations within the SCAG region. By considering multiple transportation modes which need to access curb space to operate, the CSMS will be capable of informing unique pilot project concepts tailored, not only to varying land uses and communities at locations throughout the SCAG region, but also customized depending upon the multimodal makeup.

**PROJECT PRODUCT(S)**

Stakeholder coordination plan, PAC meetings, meeting materials & documentation, briefings & peer exchanges, Existing conditions report, defined curb space report & site recommendations, Transcribed interviews, data, Strategies & recommendations report, pilot project work plan collection plan, data compilation report, pilot project report

**TASK: 20-145.4867.01 TASK BUDGET: \$564,700**

**TASK NAME: CURB SPACE MANAGEMENT STUDY**

Carryover  Ongoing  **PROJECT MANAGER: SCOTT STRELECKI**

**PREVIOUS ACCOMPLISHMENTS**

**OBJECTIVES**

The primary purpose of the Curb Space Management Study (CSMS), is to take a comprehensive and multimodal review of some of the most congested and complicated curb space locations within the SCAG region. By considering multiple transportation modes which need to access curb space to operate, the CSMS will be capable of informing unique pilot project concepts tailored, not only to varying land uses and communities at locations throughout the SCAG region, but also customized depending upon the multimodal makeup.

**WORK ELEMENT: 145 - SUSTAINABLE COMMUNITIES, STRATEGIC PARTNERSHIPS AND ADAPTATION PLANNING GRANT PROGRAM**

**STEPS AND PRODUCTS**

Step No	Step Description	Work Type	P	T	O	Start Date	End Date
1	Project Management & Coordination	Staff/Consultant	<input type="checkbox"/>	<input type="checkbox"/>	<input type="checkbox"/>	05/01/2020	06/30/2022
2	Agency & Stakeholder Coordination	Staff/Consultant	<input type="checkbox"/>	<input type="checkbox"/>	<input type="checkbox"/>	07/01/2020	04/30/2022
3	Existing Conditions Analysis & Site Location Recommendations	Consultant	<input type="checkbox"/>	<input type="checkbox"/>	<input type="checkbox"/>	09/01/2020	03/31/2021
4	Site Location Data Collection & Analyses	Consultant	<input type="checkbox"/>	<input type="checkbox"/>	<input type="checkbox"/>	01/06/2021	03/31/2022
5	Implementation Plan & Next Steps	Consultant	<input type="checkbox"/>	<input type="checkbox"/>	<input type="checkbox"/>	10/01/2021	03/31/2022
6	Final Report	Staff/Consultant	<input type="checkbox"/>	<input type="checkbox"/>	<input type="checkbox"/>	12/01/2021	05/31/2022

Product No	Product Description	Completion Date
1	Project work plan, schedule, agendas & minutes, invoices & progress reports	06/30/2022
2	Stakeholder coordination plan, PAC meetings, meeting materials & documentation, briefings & peer exchanges	04/30/2022
3	Existing conditions report, defined curb space report & site recommendations	04/30/2021
4	Transcribed interviews, data collection plan, data compilation report, pilot project report	04/30/2022
5	Strategies & recommendations report, pilot project work plan	04/30/2022
6	Final report, executive summary, fact sheet & presentations	05/31/2022

WORK ELEMENT: 155 - SUSTAINABLE COMMUNITIES PLANNING GRANT PROGRAM

DEPARTMENT: 417 - TRANSIT/RAIL DEPT.

MANAGER: ERIKA BUSTAMANTE

TOTAL BUDGET: \$1,122,350

SUMMARY OF PROGRAM EXPENDITURES

<u>Category</u>	<u>SCAG</u>	<u>Consultant</u>	<u>Consultant TC</u>	<u>Non-Profits/IHL</u>	<u>Total</u>
01. Salary	0	0	0	0	0
02. Benefits	0	0	0	0	0
03. Temp Staff	0	0	0	0	0
04. Indirect Cost	0	0	0	0	0
05. Printing	0	0	0	0	0
06. Travel	0	0	0	0	0
07. Other	68,244	0	0	0	68,244
08. Consultant	0	1,022,382	0	0	1,022,382
09. Consultant TC	0	0	0	0	0
10. Non-Profits/IHL	0	0	0	0	0
11. In-Kind Commits	0	0	0	0	0
12. Cash/Local Other	0	31,724	0	0	31,724
<b>Total</b>	<b>\$68,244</b>	<b>\$1,054,106</b>	<b>\$0</b>	<b>\$0</b>	<b>\$1,122,350</b>
Toll Credits/Not an expenditure	0	0	0	0	0

**WORK ELEMENT: 155 - SUSTAINABLE COMMUNITIES PLANNING GRANT PROGRAM**

**SUMMARY OF PROGRAM REVENUES**

<u>Fund Source</u>	<u>SCAG</u>	<u>Consultant</u>	<u>Non-Profits/IHL</u>	<u>Consultant TC</u>	<u>Total</u>
01. FHWA PL	0	0	0	0	0
02. FHWA PL C/O	0	0	0	0	0
03. FTA 5303	0	0	0	0	0
04. FTA 5303 C/O	0	0	0	0	0
05. FTA 5304	0	0	0	0	0
06. FHWA SP&R	0	0	0	0	0
07. Federal Other	0	0	0	0	0
08. TDA	7,828	59,197	0	0	67,025
09. SB1 Adaptation	0	0	0	0	0
10. SB1 Competitive	0	0	0	0	0
11. SB1 Formula	0	0	0	0	0
12. State Other	60,416	933,201	0	0	993,617
13. In-Kind Commits	0	0	0	0	0
14. Cash/Local Other	0	29,984	0	0	29,984
Local (Other)	0	31,724	0	0	31,724
<b>Total</b>	<b>\$68,244</b>	<b>\$1,054,106</b>	<b>\$0</b>	<b>\$0</b>	<b>\$1,122,350</b>
Toll Credits/Not a revenue	0	0	0	0	0

**PAST ACCOMPLISHMENTS**

**OBJECTIVE**

To encourage local and regional planning that furthers state goals ; to identify and address statewide, interregional, or regional transportation deficiencies on the State highway system; and to support planning actions at the local and regional levels that advance climate change efforts on the transportation system .



**WORK ELEMENT: 155 - SUSTAINABLE COMMUNITIES PLANNING GRANT PROGRAM**

**PROJECT: TRANSPORTATION BROADBAND STRATEGIES TO REDUCE VMT AND GHG**

**DEPARTMENT NAME: 417 - TRANSIT/RAIL DEPT.**  
**MANAGER: PHILIP LAW** **TOTAL BUDGET: \$565,000**

**PROJECT DESCRIPTION**

Determine the feasibility of accelerating Digital Inclusion (broadband deployment and adoption) as a "green strategy" to reduce Vehicle Miles Traveled (VMT), improve mobility, and quantify the potential for contributing to the Southern California Association of Governments (SCAG) region's 19% GHG emissions reduction goal.

**PROJECT PRODUCT(S)**

Community engagement and input reports, data and analysis findings reports and maps, draft and final version of report

**TASK: 20-155.4863.01** **TASK BUDGET: \$565,000**  
**TASK NAME: TRANSPORTATION BROADBAND STRATEGIES TO REDUCE VMT AND GHG**

Carryover  Ongoing  **PROJECT MANAGER: THOMAS BELLINO**

**PREVIOUS ACCOMPLISHMENTS**

**OBJECTIVES**

Determine the feasibility of accelerating Digital Inclusion (broadband deployment and adoption) as a "green strategy" to reduce Vehicle Miles Traveled (VMT), improve mobility, and quantify the potential for contributing to the Southern California Association of Governments (SCAG) region's 19% GHG emissions reduction goal.

**STEPS AND PRODUCTS**

Step No	Step Description	Work Type	P	T	O	Start Date	End Date
1	Kick-off, project management, support and administration	Staff	<input type="checkbox"/>	<input type="checkbox"/>	<input type="checkbox"/>	01/01/2020	02/28/2022
2	Engage with community	Consultant	<input type="checkbox"/>	<input type="checkbox"/>	<input type="checkbox"/>	01/01/2020	02/28/2022
3	Assess existing conditions identify data needs and collect data	Consultant	<input type="checkbox"/>	<input type="checkbox"/>	<input type="checkbox"/>	04/01/2020	05/31/2021
4	Draft and finalize study and report, and determine implementation next steps	Consultant	<input type="checkbox"/>	<input type="checkbox"/>	<input type="checkbox"/>	01/01/2021	02/28/2022

**WORK ELEMENT: 155 - SUSTAINABLE COMMUNITIES PLANNING GRANT PROGRAM**

Product No	Product Description	Completion Date
1	Meeting notes and materials relating to project management and administration	02/28/2022
2	Community engagement and input reports	02/28/2022
3	Data and analysis findings reports and maps	05/31/2021
4	Draft and final versions of report	02/28/2022

**PROJECT: SB 743 VMT MITIGATION ASSISTANCE PROGRAM**

DEPARTMENT NAME: 428 - COMPLIANCE & PERFORMANCE MONITORING DEPT.

MANAGER: PING CHANG

TOTAL BUDGET: \$557,350

**PROJECT DESCRIPTION**

Provide resources to local jurisdictions in the SCAG region for implementing new CEQA transportation impact assessment regulations as mandated by SB743. SB 743 replaces motor vehicle delay with VMT as a the appropriate metric for assessing CEQA transportation impact. Local agencies in the SCAG region have expressed concern regarding the provision of adequate resources to implement this new regulation at the local level, particularly for VMT mitigation. This cooperative effort with the City of Los Angeles focuses on the evaluation of opportunities for developing a regional VMT exchange or banking program as potential VMT mitigation options to benefit local agencies throughout the SCAG region.

**PROJECT PRODUCT(S)**

VMT Exchange/Bank Program Criteria, Preferred Program Alternative Memorandum, Technical Justification Report/Nexus, Framework of Pilot Demonstration Project, Final Program Technical Guidance Report

TASK: **20-155.4864.01**

TASK BUDGET: \$557,350

TASK NAME: **SB 743 VMT MITIGATION ASSISTANCE PROGRAM**

Carryover  Ongoing  PROJECT MANAGER: MICHAEL GAINOR

**PREVIOUS ACCOMPLISHMENTS**

New Task

**OBJECTIVES**

Provide resources to local jurisdictions in the SCAG region for implementing new CEQA transportation impact assessment regulations as mandated by SB743. SB 743 replaces motor vehicle delay with VMT as a the appropriate metric for assessing CEQA transportation impact. Local agencies in the SCAG region have expressed concern regarding the provision of adequate resources to implement this new regulation at the local level, particularly for VMT mitigation. This cooperative effort with the City of Los Angeles focuses on the evaluation of opportunities for developing a regional VMT exchange or banking program as potential VMT mitigation options to benefit local agencies



**WORK ELEMENT: 155 - SUSTAINABLE COMMUNITIES PLANNING GRANT PROGRAM**

throughout the SCAG region.

**STEPS AND PRODUCTS**

Step No	Step Description	Work Type	P	T	O	Start Date	End Date
1	Technical Advisory Group	Staff/Consultant	<input type="checkbox"/>	<input type="checkbox"/>	<input type="checkbox"/>	01/01/2020	02/28/2022
2	Establish Program Criteria	Staff/Consultant	<input type="checkbox"/>	<input type="checkbox"/>	<input type="checkbox"/>	01/01/2020	02/28/2022
3	Define Program Alternatives	Consultant	<input type="checkbox"/>	<input type="checkbox"/>	<input type="checkbox"/>	01/01/2020	02/28/2022
4	Develop Program Technical Justification	Consultant	<input type="checkbox"/>	<input type="checkbox"/>	<input type="checkbox"/>	01/01/2020	02/28/2022
5	Engage Program Beneficiaries	Staff/Consultant	<input type="checkbox"/>	<input type="checkbox"/>	<input type="checkbox"/>	01/01/2020	02/28/2022
6	Implement Pilot Demonstration Program	Consultant	<input type="checkbox"/>	<input type="checkbox"/>	<input type="checkbox"/>	01/01/2020	02/28/2022

Product No	Product Description	Completion Date
1	VMT Exchange/Bank Program Criteria	03/31/2020
2	Preferred Program Alternative Memorandum	05/31/2020
3	Technical Justification Report/Nexus	09/30/2020
4	Framework of Pilot Demonstration Project	05/31/2021
5	Final Program Technical Guidance Report	02/28/2022

WORK ELEMENT: 225 - SPECIAL GRANT PROJECTS

DEPARTMENT: 427 - ACTIVE TRANSPORTATION & SPECIAL PROGRAMS DEPT.

MANAGER: SARAH JEPSON

TOTAL BUDGET: \$9,641,648

SUMMARY OF PROGRAM EXPENDITURES

<u>Category</u>	<u>SCAG</u>	<u>Consultant</u>	<u>Consultant TC</u>	<u>Non-Profits/IHL</u>	<u>Total</u>
01. Salary	63,669	0	0	0	63,669
02. Benefits	50,621	0	0	0	50,621
03. Temp Staff	0	0	0	0	0
04. Indirect Cost	142,514	0	0	0	142,514
05. Printing	0	0	0	0	0
06. Travel	2,000	0	0	0	2,000
07. Other	218,082	0	0	0	218,082
08. Consultant	0	8,481,831	0	0	8,481,831
09. Consultant TC	0	0	0	0	0
10. Non-Profits/IHL	0	0	0	0	0
11. In-Kind Commits	0	0	0	0	0
12. Cash/Local Other	0	682,931	0	0	682,931
<b>Total</b>	<b>\$476,886</b>	<b>\$9,164,762</b>	<b>\$0</b>	<b>\$0</b>	<b>\$9,641,648</b>
Toll Credits/Not an expenditure	0	0	0	0	0

**WORK ELEMENT: 225 - SPECIAL GRANT PROJECTS**

**SUMMARY OF PROGRAM REVENUES**

<u>Fund Source</u>	<u>SCAG</u>	<u>Consultant</u>	<u>Non-Profits/IHL</u>	<u>Consultant TC</u>	<u>Total</u>
01. FHWA PL	0	0	0	0	0
02. FHWA PL C/O	0	0	0	0	0
03. FTA 5303	0	0	0	0	0
04. FTA 5303 C/O	0	0	0	0	0
05. FTA 5304	0	0	0	0	0
06. FHWA SP&R	0	0	0	0	0
07. Federal Other	67,923	2,144,000	0	0	2,211,923
08. TDA	295,487	30,725	0	0	326,212
09. SB1 Adaptation	0	0	0	0	0
10. SB1 Competitive	0	0	0	0	0
11. SB1 Formula	0	0	0	0	0
12. State Other	113,476	6,278,906	0	0	6,392,382
13. In-Kind Commits	0	0	0	0	0
14. Cash/Local Other	0	28,200	0	0	28,200
Local (Other)	0	682,931	0	0	682,931
<b>Total</b>	<b>\$476,886</b>	<b>\$9,164,762</b>	<b>\$0</b>	<b>\$0</b>	<b>\$9,641,648</b>
Toll Credits/Not a revenue	0	0	0	0	0

**PAST ACCOMPLISHMENTS**

Implemented advertising campaign and partnered with cities to implement active transportation demonstration projects. Hosted convening and educational workshops to promote traffic safety. Selected projects and programmed funding for additional demonstration projects in FY 20.

**OBJECTIVE**

To fund and participate in environmental and transportation specialized projects with funding from discretionary grants and/or local funds contributed by local jurisdictions. Grants assist the region and local agencies to better integrate land use, technology and transportation planning to develop alternatives for addressing growth, sustainability and to

**WORK ELEMENT: 225 - SPECIAL GRANT PROJECTS**

assess efficient infrastructure investments that meet community needs. In addition, these discretionary grants provide funding to develop active transportation plans, complete streets plans and safe routes to school plans for local agencies. These grants also fund safety and encouragement campaigns in our region to increase public awareness and support for active transportation through regional partnerships between transportation agencies, health departments, local agencies, non-profits and private sector partners.

**PROJECT: SO. CALIF. ACTIVE TRANSPORTATION SAFETY & ENCOURAGEMENT CAMPAIGN**

DEPARTMENT NAME: 427 - ACTIVE TRANSPORTATION & SPECIAL PROGRAMS DEPT.

MANAGER: SARAH JEPSON

TOTAL BUDGET: \$6,229,724

**PROJECT DESCRIPTION**

Campaign will educate all roadway users on the rules of the road, encourage more people to bike/walk through education, increase public awareness and support for active transportation as a mode of transportation, and build a regional partnerships between transportation agencies, health departments, local agencies, non-profits, and private sector partners to cost effectively expand the reach of the Campaign.

**PROJECT PRODUCT(S)**

Campaign, campaign materials, events/demonstration projects final report.

TASK: **20-225.3564.10**

TASK BUDGET: \$1,024,847

TASK NAME: **GO HUMAN - MSRC - SUSTAINABILITY PLANNING GRANTS**

Carryover  Ongoing  PROJECT MANAGER: JULIA LIPPE-KLEIN

**PREVIOUS ACCOMPLISHMENTS**

Completion of Go Human events in 10 cities. Contracting for all projects included in the program.

**OBJECTIVES**

To manage Active Transportation Safety and Encouragement projects in partnership with local agencies, including Go Human events and Safe Routes to School programs.

**STEPS AND PRODUCTS**

Step No	Step Description	Work Type	P	T	O	Start Date	End Date
1	Facilitate Project Management	Staff/Consultant	<input type="checkbox"/>	<input type="checkbox"/>	<input type="checkbox"/>	07/01/2018	12/30/2019
2	Initiate and execute Go Human events and San Bernardino County Safe Routes to Schools program.	Staff/Consultant	<input type="checkbox"/>	<input type="checkbox"/>	<input type="checkbox"/>	07/01/2018	12/30/2019

**WORK ELEMENT: 225 - SPECIAL GRANT PROJECTS**

Product No	Product Description	Completion Date
1	San Bernardino County Safe Routes to Schools Program materials and report	12/31/2019
2	Go Human event programs and reports	12/31/2019
3	Final Report	12/31/2019

**TASK: 20-225.3564.11**

**TASK BUDGET: \$1,332,623**

**TASK NAME: SCAG 2017 ACTIVE TRANSPORTATION SAFETY AND ENCOURAGEMENT CAMPAIGN**

Carryover  Ongoing  **PROJECT MANAGER: RYE BAERG**

**PREVIOUS ACCOMPLISHMENTS**

Completed allocation paperwork. Procured consultants for project components.

**OBJECTIVES**

Manage the ATP grants that were awarded under the MPO component of the program including procure and manage consultants, meet reporting requirements and issue final reports

**STEPS AND PRODUCTS**

Step No	Step Description	Work Type	P	T	O	Start Date	End Date
1	Perform Imperial County Safe Routes to School Project	Consultant	<input type="checkbox"/>	<input type="checkbox"/>	<input type="checkbox"/>	10/01/2018	09/30/2020
2	Perform San Bernardino County Safe Routes to School Project	Consultant	<input type="checkbox"/>	<input type="checkbox"/>	<input type="checkbox"/>	07/01/2018	12/30/2019
3	Perform LADOT Vision Zero	Consultant	<input type="checkbox"/>	<input type="checkbox"/>	<input type="checkbox"/>	07/01/2018	12/30/2019
4	Perform Santa Ana Pedestrian and Bicyclist Education Campaign	Consultant	<input type="checkbox"/>	<input type="checkbox"/>	<input type="checkbox"/>	10/01/2018	12/30/2019
5	Perform various Go Human Events	Consultant	<input type="checkbox"/>	<input type="checkbox"/>	<input type="checkbox"/>	01/01/2019	11/30/2020

**WORK ELEMENT: 225 - SPECIAL GRANT PROJECTS**

Product No	Product Description	Completion Date
1	Imperial County Safe Routes to School Project	09/30/2020
2	San Bernardino County Safe Routes to School Project	12/30/2019
3	LADOT Vision Zero Education Campaign Media Development	06/30/2019
4	City of Santa Ana - Pedestrian and Bicyclist Education Campaign	12/30/2019
5	LADOT Vision Zero Education	12/30/2019
6	South El Monte Open Streets	02/28/2020
7	Greater El Monte Go Human Bike Friendly Business Program	11/30/2020

**TASK: 20-225.3564.13**

**TASK BUDGET: \$273,254**

**TASK NAME: SAFETY CAMPAIGN FY19 - OFFICE OF TRAFFIC SAFETY**

Carryover  Ongoing  **PROJECT MANAGER: SARAH JEPSON**

**PREVIOUS ACCOMPLISHMENTS**

Developed Kit of Parts. Completed Safety Summit and several training webinars as part of safety education series.

**OBJECTIVES**

Initially launched in Fall 2015, the Go Human Ad campaign promotes walk/bike safety across Southern California through a traditional and social media ad campaign, community outreach partnerships, and regional coordination/collaboration of local safety and vision zero campaigns. The FY 19 grant which will be completed in FY 20 extends the life of the campaign and enhances local outreach and messaging around reducing speeds to the benefits of all roadways users, while also more closely tying the campaign and outreach with policy development process of the 2020 RTP/SCS.

**STEPS AND PRODUCTS**

Step No	Step Description	Work Type	P	T	O	Start Date	End Date
1	Carryout local community engagement	Staff/Consultant	<input type="checkbox"/>	<input type="checkbox"/>	<input type="checkbox"/>	07/01/2019	09/30/2019
2	Evaluate the project	Staff/Consultant	<input type="checkbox"/>	<input type="checkbox"/>	<input type="checkbox"/>	07/01/2019	09/30/2019

Product No	Product Description	Completion Date
1	subregional outreach materials	09/30/2019
2	local community engagement strateiges	09/30/2019
3	final report	09/30/2019

**WORK ELEMENT: 225 - SPECIAL GRANT PROJECTS**

**TASK: 20-225.3564.14** **TASK BUDGET: \$2,599,000**  
**TASK NAME: SCAG 2019 LOCAL DEMONSTRATION INITIATIVE**

Carryover  Ongoing  **PROJECT MANAGER: RYE BAERG**

**PREVIOUS ACCOMPLISHMENTS**

This is a new task for FY20.

**OBJECTIVES**

Coordinate with local agencies to implement Go Human and Quick Build education and encouragement projects awarded through SCAG's 2018 Sustainable Communities Program.

**STEPS AND PRODUCTS**

Step No	Step Description	Work Type	P	T	O	Start Date	End Date
1	Procure and manage consultant.	Staff	<input type="checkbox"/>	<input type="checkbox"/>	<input type="checkbox"/>	10/01/2019	06/30/2021
2	Deployment of Go Human Ads and kit of Parts Resources.	Staff/Consultant	<input type="checkbox"/>	<input type="checkbox"/>	<input type="checkbox"/>	01/01/2020	06/30/2021
3	Implement and evaluate Quick Build projects.	Staff/Consultant	<input type="checkbox"/>	<input type="checkbox"/>	<input type="checkbox"/>	01/01/2020	06/30/2021

Product No	Product Description	Completion Date
1	Final Reports from each project.	06/30/2021

**TASK: 20-225.3564.15** **TASK BUDGET: \$1,000,000**  
**TASK NAME: FY20 OTS - PEDESTRIAN AND BICYCLE SAFETY PROGRAM**

Carryover  Ongoing  **PROJECT MANAGER: JULIA LIPPE-KLEIN**

**PREVIOUS ACCOMPLISHMENTS**

This is a new task.

**OBJECTIVES**

Improve traffic safety across the region through partnerships, media campaign and co-branding, local community engagement and technical assistance, expansion of the Kit of Parts and the Go Human website by September 30, 2020.

**WORK ELEMENT: 225 - SPECIAL GRANT PROJECTS**

**STEPS AND PRODUCTS**

Step No	Step Description	Work Type	P	T	O	Start Date	End Date
1	Conduct local community engagement strategies and provide technical assistance for partners across the region on open streets efforts.	Consultant	<input type="checkbox"/>	<input type="checkbox"/>	<input type="checkbox"/>	10/01/2019	09/30/2020
2	Conduct safety advertising campaign and develop new campaign creative.	Consultant	<input type="checkbox"/>	<input type="checkbox"/>	<input type="checkbox"/>	10/01/2019	09/30/2020
3	Conduct partnership development through co-branding and printing.	Consultant	<input type="checkbox"/>	<input type="checkbox"/>	<input type="checkbox"/>	10/01/2019	09/30/2020
4	Develop two new Kit of Parts and partner with six local agencies to host safety demonstration projects.	Consultant	<input type="checkbox"/>	<input type="checkbox"/>	<input type="checkbox"/>	10/01/2019	09/30/2020
5	Update and refresh the Go Human website.	Consultant	<input type="checkbox"/>	<input type="checkbox"/>	<input type="checkbox"/>	10/01/2019	09/30/2020
6	Manage the project and consultants	Staff	<input type="checkbox"/>	<input checked="" type="checkbox"/>	<input checked="" type="checkbox"/>	10/01/2019	09/30/2020

Product No	Product Description	Completion Date
1	Local Community Engagement Final Report and documentation	09/30/2020
2	Advertising Campaign Final Report, invoices and new creative	09/30/2020
3	Co-Branding Final Report, invoices	09/30/2020
4	Kit of Parts Final Report, documentation	09/30/2020
5	Go Human Website Final Report/Overview	09/30/2020

**PROJECT: SCAG 2017 ACTIVE TRANSPORTATION LOCAL PLANNING INITIATIVE**

**DEPARTMENT NAME: 427 - ACTIVE TRANSPORTATION & SPECIAL PROGRAMS DEPT.**

**MANAGER: SARAH JEPSON**

**TOTAL BUDGET: \$1,545,308**

**PROJECT DESCRIPTION**

Develop Active Transportation Plans, Complete Streets Plans and Safe Routes to School Plans for 7 cities: Fullerton, Montclair, San Gabriel, La Puente, Palm Springs, San Bernardino, San Jacinto (Soboba Tribe)

**PROJECT PRODUCT(S)**

- Fullerton Complete Streets Plan;
- Soboba, Montclair, San Bernardino Active Transportation Plans; and
- San Gabriel, La Puente, Palm Springs Safe Routes to School Plans.





**WORK ELEMENT: 225 - SPECIAL GRANT PROJECTS**

**TASK: 20-225.4837.01** **TASK BUDGET: \$1,545,308**  
**TASK NAME: SCAG 2017 ACTIVE TRANSPORTATION LOCAL PLANNING INITIATIVE**

Carryover  Ongoing  **PROJECT MANAGER: RYE BAERG**

**PREVIOUS ACCOMPLISHMENTS**

Secured funding allocation and began contracting process for development of local active transportation plans.

**OBJECTIVES**

Develop Active Transportation Plans, Complete Streets Plans and Safe Routes to School Plans for 7 cities: Fullerton, Montclair, San Gabriel, La Puente, Palm Springs, San Bernardino, San Jacinto (Soboba Tribe)

**STEPS AND PRODUCTS**

Step No	Step Description	Work Type	P	T	O	Start Date	End Date
1	Develop complete streets plan.	Consultant	<input type="checkbox"/>	<input type="checkbox"/>	<input type="checkbox"/>	10/01/2018	06/30/2020
2	Develop active transportation plans.	Consultant	<input type="checkbox"/>	<input type="checkbox"/>	<input type="checkbox"/>	10/01/2018	06/30/2020
3	Develop safe routes to school plans.	Consultant	<input type="checkbox"/>	<input type="checkbox"/>	<input type="checkbox"/>	10/01/2018	06/30/2020

Product No	Product Description	Completion Date
1	Fullerton Complete Streets plan.	06/30/2020
2	Soboba, Montclair, San Bernardino Active Transportation Plans.	06/30/2020
3	San Gabriel, La Puente, Palm Springs Safe Routes to School Plans.	06/30/2020

**PROJECT: SCAG 2017 ACTIVE TRANSPORTATION SAFETY AND ENCOURAGEMENT CAMPAIGN (PHASE 2)**

**DEPARTMENT NAME: 427 - ACTIVE TRANSPORTATION & SPECIAL PROGRAMS DEPT.**

**MANAGER: SARAH JEPSON** **TOTAL BUDGET: \$402,582**

**PROJECT DESCRIPTION**

Perform Pedestrian Safety Awareness Campaign in City of Beverly Hills, and perform safety study of Prospect Avenue in City of Hermosa Beach



**WORK ELEMENT: 225 - SPECIAL GRANT PROJECTS**

**PROJECT PRODUCT(S)**

Safety Awareness campaign.

**TASK: 20-225.4838.01**

**TASK BUDGET: \$402,582**

**TASK NAME: SCAG 2017 ACTIVE TRANSPORTATION SAFETY AND ENCOURAGEMENT CAMPAIGN (PHASE 2)**

Carryover  Ongoing  **PROJECT MANAGER: HANNAH BRUNELLE**

**PREVIOUS ACCOMPLISHMENTS**

Allocated funding

**OBJECTIVES**

Perform Pedestrian Safety Awareness Campaign in City of Beverly Hills, and perform safety study of Prospect Avenue in City of Hermosa Beach

**STEPS AND PRODUCTS**

Step No	Step Description	Work Type	P	T	O	Start Date	End Date
1	Procure consultant services and hire consultant	Staff	<input type="checkbox"/>	<input type="checkbox"/>	<input type="checkbox"/>	07/01/2019	12/01/2019
2	Manage and provide oversight of the project	Staff/Consultant	<input type="checkbox"/>	<input type="checkbox"/>	<input type="checkbox"/>	01/01/2020	01/01/2022
3	Perform pedestrian safety awareness campaign	Consultant	<input type="checkbox"/>	<input type="checkbox"/>	<input type="checkbox"/>	03/01/2020	12/01/2021
4	Develop safety study	Staff/Consultant	<input type="checkbox"/>	<input type="checkbox"/>	<input type="checkbox"/>	03/01/2020	12/01/2021

Product No	Product Description	Completion Date
1	Safety awareness campaign	01/01/2022
2	Safety study	01/01/2022

**PROJECT: SCAG ACTIVE TRANSPORTATION DISADVANTAGED COMMUNITIES PLANS**

**DEPARTMENT NAME: 427 - ACTIVE TRANSPORTATION & SPECIAL PROGRAMS DEPT.**

**MANAGER: SARAH JEPSON**

**TOTAL BUDGET: \$1,040,034**

**WORK ELEMENT: 225 - SPECIAL GRANT PROJECTS**

**PROJECT DESCRIPTION**

Develop six (6) active transportation plans in disadvantaged communities and "pilot" an innovative planning methodology to deliver low-cost, local plans across the region by leveraging regional planning tools (health/active transportation models and active transportation database) and Go Human engagement resources (pop-up events template and training toolkits).

**PROJECT PRODUCT(S)**

- Existing conditions report;
- Draft recommendations report; and
- Final report for each city.

**TASK: 20-225.4839.01** **TASK BUDGET: \$1,040,034**  
**TASK NAME: SCAG ACTIVE TRANSPORTATION DISADVANTAGED COMMUNITIES PLANS**

Carryover  Ongoing  **PROJECT MANAGER: JULIA LIPPE-KLEIN**

**PREVIOUS ACCOMPLISHMENTS**

Procured consultant, selected partnering communities, and draft existing conditions report.

**OBJECTIVES**

Develop six (6) active transportation plans in disadvantaged communities and "pilot" an innovative planning methodology to deliver low-cost, local plans across the region by leveraging regional planning tools (health/active transportation models and active transportation database) and Go Human engagement resources (pop-up events template and training toolkits).

**STEPS AND PRODUCTS**

Step No	Step Description	Work Type	P	T	O	Start Date	End Date
1	Manage and provide oversight of the project	Staff/Consultant	<input type="checkbox"/>	<input type="checkbox"/>	<input type="checkbox"/>	07/01/2019	06/30/2020
2	Develop Existing Conditions Analysis	Staff/Consultant	<input type="checkbox"/>	<input type="checkbox"/>	<input type="checkbox"/>	01/01/2019	08/02/2019
3	Determine Proposed Improvements	Staff/Consultant	<input type="checkbox"/>	<input checked="" type="checkbox"/>	<input type="checkbox"/>	07/01/2019	06/30/2020
4	Develop 6 final reports	Staff/Consultant	<input type="checkbox"/>	<input type="checkbox"/>	<input type="checkbox"/>	01/01/2020	06/30/2020

Product No	Product Description	Completion Date
1	Existing conditions report	06/30/2020
2	Draft recommendations report	06/30/2020
3	Final report for each city	06/30/2020



WORK ELEMENT: 225 - SPECIAL GRANT PROJECTS

PROJECT: IMPERIAL COUNTY PROJECT RIDE, WALK, LEARN

DEPARTMENT NAME: 427 - ACTIVE TRANSPORTATION & SPECIAL PROGRAMS DEPT.

MANAGER: SARAH JEPSON

TOTAL BUDGET: \$224,000

PROJECT DESCRIPTION

This educationally focused program to be run the Imperial County Office of Education's Student Well-Being Department will impart important information programmed around key components of the community wants as outlined in the "education" and "encouragement" portions of the Imperial County Safe Routes to Schools Master Plan drawn up by the Imperial County Transportation Commission in spring 2016. The communities of focus will be Calipatria, Niland, Westmorland, Seeley and Heber.

PROJECT PRODUCT(S)

Outreach and Engagement Plan, Program Implementation Plan, Final Report

TASK: 20-225.4868.01

TASK BUDGET: \$224,000

TASK NAME: IMPERIAL COUNTY PROJECT RIDE, WALK, LEARN

Carryover  Ongoing  PROJECT MANAGER: HANNAH BRUNELLE

PREVIOUS ACCOMPLISHMENTS

This is a new task in FY20.

OBJECTIVES

This educationally focused program to be run the Imperial County Office of Education's Student Well-Being Department will impart important information programmed around key components of the community wants as outlined in the "education" and "encouragement" portions of the Imperial County Safe Routes to Schools Master Plan drawn up by the Imperial County Transportation Commission in spring 2016. The communities of focus will be Calipatria, Niland, Westmorland, Seeley and Heber.



**WORK ELEMENT: 225 - SPECIAL GRANT PROJECTS**

**STEPS AND PRODUCTS**

Step No	Step Description	Work Type	P	T	O	Start Date	End Date
1	Conduct outreach, engagement, and advertising.	Consultant	<input type="checkbox"/>	<input type="checkbox"/>	<input type="checkbox"/>	06/01/2020	05/30/2022
2	Hold community meetings and workshops.	Consultant	<input type="checkbox"/>	<input type="checkbox"/>	<input type="checkbox"/>	06/01/2020	05/30/2022
3	Develop the program.	Consultant	<input type="checkbox"/>	<input type="checkbox"/>	<input type="checkbox"/>	06/01/2020	05/30/2022
4	Implement the program.	Consultant	<input type="checkbox"/>	<input type="checkbox"/>	<input type="checkbox"/>	06/01/2020	05/30/2022
5	Prepare a final report.	Consultant	<input type="checkbox"/>	<input type="checkbox"/>	<input type="checkbox"/>	06/01/2020	05/30/2022

Product No	Product Description	Completion Date
1	Outreach and Engagement Plan	05/30/2022
2	Program Implementation Plan	05/30/2022
3	Final Report	05/30/2022

**PROJECT: SAN GABRIEL VALLEY GREENWAY NETWORK IMPLEMENTATION PLAN**

DEPARTMENT NAME: 427 - ACTIVE TRANSPORTATION & SPECIAL PROGRAMS DEPT.

MANAGER: SARAH JEPSON

TOTAL BUDGET: \$200,000

**PROJECT DESCRIPTION**

The Greenway Network Implementation plan will plan an active transportation network along the greenways at the Big Dalton Wash in the City of Baldwin Park and the San Jose Creek in the City of Pomona and seek resident feedback through a community engagement process.

**PROJECT PRODUCT(S)**

TASK: 20-225.4869.01

TASK BUDGET: \$200,000

TASK NAME: **SAN GABRIEL VALLEY GREENWAY NETWORK IMPLEMENTATION PLAN**

Carryover  Ongoing  PROJECT MANAGER: HANNAH BRUNELLE

**WORK ELEMENT: 225 - SPECIAL GRANT PROJECTS**

**PREVIOUS ACCOMPLISHMENTS**

This is a new task in FY20.

**OBJECTIVES**

The Greenway Network Implementation plan will plan an active transportation network along the greenways at the Big Dalton Wash in the City of Baldwin Park and the San Jose Creek in the City of Pomona and seek resident feedback through a community engagement process.

**STEPS AND PRODUCTS**

Step No	Step Description	Work Type	P	T	O	Start Date	End Date
1	Form and facilitate advisory committee.	Consultant	<input type="checkbox"/>	<input type="checkbox"/>	<input type="checkbox"/>	01/15/2020	06/30/2021
2	Conduct outreach, engagement, and advertising.	Consultant	<input type="checkbox"/>	<input type="checkbox"/>	<input type="checkbox"/>	01/15/2020	06/30/2021
3	Gather existing conditions and data.	Consultant	<input type="checkbox"/>	<input type="checkbox"/>	<input type="checkbox"/>	01/15/2020	06/30/2021
4	Plan and implement Greenway Network Plan.	Consultant	<input type="checkbox"/>	<input type="checkbox"/>	<input type="checkbox"/>	01/15/2020	06/30/2021
5	Conduct survey and develop a funding plan.	Consultant	<input type="checkbox"/>	<input type="checkbox"/>	<input type="checkbox"/>	01/15/2020	06/30/2021
6	Draft a final report.	Consultant	<input type="checkbox"/>	<input type="checkbox"/>	<input type="checkbox"/>	01/15/2020	06/30/2021

Product No	Product Description	Completion Date
1	Outreach and Engagement Plan	06/30/2021
2	Existing Conditions Report	06/30/2021
3	Draft Plan	06/30/2021
4	Final Plan	06/30/2021



Caltrans Report  
FY 2019 - 2020 OWP

WORK ELEMENT: 265 - EXPRESS TRAVEL CHOICES PHASE III

DEPARTMENT: 413 - GOODS MOVEMENT & TRANSPORTATION FINANCE DEPT.

MANAGER: ANNIE NAM

TOTAL BUDGET: \$49,232

SUMMARY OF PROGRAM EXPENDITURES

<u>Category</u>	<u>SCAG</u>	<u>Consultant</u>	<u>Consultant TC</u>	<u>Non-Profits/IHL</u>	<u>Total</u>
01. Salary	12,206	0	0	0	12,206
02. Benefits	9,705	0	0	0	9,705
03. Temp Staff	0	0	0	0	0
04. Indirect Cost	27,321	0	0	0	27,321
05. Printing	0	0	0	0	0
06. Travel	0	0	0	0	0
07. Other	0	0	0	0	0
08. Consultant	0	0	0	0	0
09. Consultant TC	0	0	0	0	0
10. Non-Profits/IHL	0	0	0	0	0
11. In-Kind Commits	0	0	0	0	0
12. Cash/Local Other	0	0	0	0	0
<b>Total</b>	<b>\$49,232</b>	<b>\$0</b>	<b>\$0</b>	<b>\$0</b>	<b>\$49,232</b>
Toll Credits/Not an expenditure	0	0	0	0	0

**WORK ELEMENT: 265 - EXPRESS TRAVEL CHOICES PHASE III**

**SUMMARY OF PROGRAM REVENUES**

<u>Fund Source</u>	<u>SCAG</u>	<u>Consultant</u>	<u>Non-Profits/IHL</u>	<u>Consultant TC</u>	<u>Total</u>
01. FHWA PL	0	0	0	0	0
02. FHWA PL C/O	0	0	0	0	0
03. FTA 5303	0	0	0	0	0
04. FTA 5303 C/O	0	0	0	0	0
05. FTA 5304	0	0	0	0	0
06. FHWA SP&R	0	0	0	0	0
07. Federal Other	0	0	0	0	0
08. TDA	49,232	0	0	0	49,232
09. SB1 Adaptation	0	0	0	0	0
10. SB1 Competitive	0	0	0	0	0
11. SB1 Formula	0	0	0	0	0
12. State Other	0	0	0	0	0
13. In-Kind Commits	0	0	0	0	0
14. Cash/Local Other	0	0	0	0	0
<b>Total</b>	<b>\$49,232</b>	<b>\$0</b>	<b>\$0</b>	<b>\$0</b>	<b>\$49,232</b>
Toll Credits/Not a revenue	0	0	0	0	0

**PAST ACCOMPLISHMENTS**

Initiated research framework for mobility innovations and incentives.

**OBJECTIVE**

Develop an implementation strategy for mobility innovations and incentives.





**WORK ELEMENT:** 265 - EXPRESS TRAVEL CHOICES PHASE III

**PROJECT:** EXPRESS TRAVEL CHOICES

**DEPARTMENT NAME:** 413 - GOODS MOVEMENT & TRANSPORTATION FINANCE DEPT.

**MANAGER:** ANNIE NAM

**TOTAL BUDGET:** \$49,232

**PROJECT DESCRIPTION**

Transportation Pricing Mechanisms. This study entails development of an implementation plan for value pricing. Including: a build-out of the existing and planned managed network of express lanes across Southern California, and integration with one or more pilot projects for Cordon/area pricing within specific major activity centers. Project is a multi-year study.

**PROJECT PRODUCT(S)**

Products for this project include various reports and technical memorandum defining and assessing pricing alternatives and pilot project options.

\*\*\*This Project was previously named "Express Travel Choices Phase II".

**TASK:** 20-265.2125.02

**TASK BUDGET:** \$49,232

**TASK NAME:** EXPRESS TRAVEL CHOICES PHASE III

Carryover  Ongoing  **PROJECT MANAGER:** ANNIE NAM

**PREVIOUS ACCOMPLISHMENTS**

Stakeholder engagement and feasibility analysis of value pricing strategies.

**OBJECTIVES**

Express Travel Choices Phase III will continue value pricing feasibility analysis and outreach efforts.

**STEPS AND PRODUCTS**

Step No	Step Description	Work Type	P	T	O	Start Date	End Date
1	Provide project management, support and administration.	Staff	<input type="checkbox"/>	<input type="checkbox"/>	<input type="checkbox"/>	07/01/2019	06/30/2020
2	Conduct feasibility analysis and outreach.	Staff	<input type="checkbox"/>	<input type="checkbox"/>	<input type="checkbox"/>	07/01/2019	06/30/2020

Product No	Product Description	Completion Date
1	Technical issue papers, memorandums and/or reports on value pricing strategies focusing on stakeholder engagement and feasibility analysis.	06/30/2020



Caltrans Report  
FY 2019 - 2020 OWP

**WORK ELEMENT: 266 - REGIONAL SIGNIFICANT LOCALLY - FUNDED PROJECTS**

**DEPARTMENT: 216 - BUDGET & GRANTS DEPT.**  
**MANAGER: ERIKA BUSTAMANTE** **TOTAL BUDGET: \$137,582**

**SUMMARY OF PROGRAM EXPENDITURES**

<u>Category</u>	<u>SCAG</u>	<u>Consultant</u>	<u>Consultant TC</u>	<u>Non-Profits/IHL</u>	<u>Total</u>
01. Salary	9,318	0	0	0	9,318
02. Benefits	7,408	0	0	0	7,408
03. Temp Staff	0	0	0	0	0
04. Indirect Cost	20,856	0	0	0	20,856
05. Printing	0	0	0	0	0
06. Travel	0	0	0	0	0
07. Other	0	0	0	0	0
08. Consultant	0	100,000	0	0	100,000
09. Consultant TC	0	0	0	0	0
10. Non-Profits/IHL	0	0	0	0	0
11. In-Kind Commits	0	0	0	0	0
12. Cash/Local Other	0	0	0	0	0
<b>Total</b>	<b>\$37,582</b>	<b>\$100,000</b>	<b>\$0</b>	<b>\$0</b>	<b>\$137,582</b>
Toll Credits/Not an expenditure	0	0	0	0	0

**WORK ELEMENT: 266 - REGIONAL SIGNIFICANT LOCALLY - FUNDED PROJECTS**

**SUMMARY OF PROGRAM REVENUES**

<u>Fund Source</u>	<u>SCAG</u>	<u>Consultant</u>	<u>Non-Profits/IHL</u>	<u>Consultant TC</u>	<u>Total</u>
01. FHWA PL	0	0	0	0	0
02. FHWA PL C/O	0	0	0	0	0
03. FTA 5303	0	0	0	0	0
04. FTA 5303 C/O	0	0	0	0	0
05. FTA 5304	0	0	0	0	0
06. FHWA SP&R	0	0	0	0	0
07. Federal Other	0	0	0	0	0
08. TDA	37,582	100,000	0	0	137,582
09. SB1 Adaptation	0	0	0	0	0
10. SB1 Competitive	0	0	0	0	0
11. SB1 Formula	0	0	0	0	0
12. State Other	0	0	0	0	0
13. In-Kind Commits	0	0	0	0	0
14. Cash/Local Other	0	0	0	0	0
<b>Total</b>	<b>\$37,582</b>	<b>\$100,000</b>	<b>\$0</b>	<b>\$0</b>	<b>\$137,582</b>
Toll Credits/Not a revenue	0	0	0	0	0

**PAST ACCOMPLISHMENTS**

In FY 2018-19, TDA funds supported an effort to optimize project management processes for transportation planning . The consultant, Thirdwave Corp., conducted "As-Is" workshops to review the current processes and identify opportunities for improvement. Followed by "To Be" workshops to develop recommendations to address opportunities for improvement and develop process flow charts, templates and forms to improve processes. Finally, the consultant developed a Project Management Handbook that will be implemented in FY 2019-20.

**OBJECTIVE**

This work program funds projects with local funds that are not eligible for Federal planning funds.



**WORK ELEMENT: 266 - REGIONAL SIGNIFICANT LOCALLY - FUNDED PROJECTS**

**PROJECT: LOCALLY-FUNDED PROJECTS**

DEPARTMENT NAME: 216 - BUDGET & GRANTS DEPT.  
 MANAGER: ERIKA BUSTAMANTE TOTAL BUDGET: \$137,582

**PROJECT DESCRIPTION**

Implement local transportation planning projects with TDA funds.

**PROJECT PRODUCT(S)**

Work products of local transportation planning projects.

TASK: 20-266.0715.01 TASK BUDGET: \$137,582  
 TASK NAME: LOCAL TRANSPORTATION PLANNING

Carryover  Ongoing  PROJECT MANAGER: ERIKA BUSTAMANTE

**PREVIOUS ACCOMPLISHMENTS**

Consultant has developed a Draft Project Management Handbook.

**OBJECTIVES**

Provide TDA funds for local transportation planning projects in the region.

**STEPS AND PRODUCTS**

Step No	Step Description	Work Type	P	T	O	Start Date	End Date
1	Review scopes of work and determine eligibility for local transportation planning funds.	Staff	<input type="checkbox"/>	<input type="checkbox"/>	<input type="checkbox"/>	07/01/2019	06/30/2020

Product No	Product Description	Completion Date

WORK ELEMENT: 267 - CLEAN CITIES PROGRAM

DEPARTMENT: 426 - SUSTAINABILITY DEPT.

MANAGER: JASON GREENSPAN

TOTAL BUDGET: \$131,694

SUMMARY OF PROGRAM EXPENDITURES

<u>Category</u>	<u>SCAG</u>	<u>Consultant</u>	<u>Consultant TC</u>	<u>Non-Profits/IHL</u>	<u>Total</u>
01. Salary	30,215	0	0	0	30,215
02. Benefits	24,023	0	0	0	24,023
03. Temp Staff	0	0	0	0	0
04. Indirect Cost	67,632	0	0	0	67,632
05. Printing	0	0	0	0	0
06. Travel	5,000	0	0	0	5,000
07. Other	4,824	0	0	0	4,824
08. Consultant	0	0	0	0	0
09. Consultant TC	0	0	0	0	0
10. Non-Profits/IHL	0	0	0	0	0
11. In-Kind Commits	0	0	0	0	0
12. Cash/Local Other	0	0	0	0	0
<b>Total</b>	<b>\$131,694</b>	<b>\$0</b>	<b>\$0</b>	<b>\$0</b>	<b>\$131,694</b>
Toll Credits/Not an expenditure	0	0	0	0	0

**WORK ELEMENT: 267 - CLEAN CITIES PROGRAM**

**SUMMARY OF PROGRAM REVENUES**

<u>Fund Source</u>	<u>SCAG</u>	<u>Consultant</u>	<u>Non-Profits/IHL</u>	<u>Consultant TC</u>	<u>Total</u>
01. FHWA PL	0	0	0	0	0
02. FHWA PL C/O	0	0	0	0	0
03. FTA 5303	0	0	0	0	0
04. FTA 5303 C/O	0	0	0	0	0
05. FTA 5304	0	0	0	0	0
06. FHWA SP&R	0	0	0	0	0
07. Federal Other	67,500	0	0	0	67,500
08. TDA	64,194	0	0	0	64,194
09. SB1 Adaptation	0	0	0	0	0
10. SB1 Competitive	0	0	0	0	0
11. SB1 Formula	0	0	0	0	0
12. State Other	0	0	0	0	0
13. In-Kind Commits	0	0	0	0	0
14. Cash/Local Other	0	0	0	0	0
<b>Total</b>	<b>\$131,694</b>	<b>\$0</b>	<b>\$0</b>	<b>\$0</b>	<b>\$131,694</b>
Toll Credits/Not a revenue	0	0	0	0	0

**PAST ACCOMPLISHMENTS**

SCAG conducted the annual survey of 2018 Alternative Vehicle purchases and usage by its transit agency members and produced a report. The 2018 AltCar Expo in Santa Monica was sponsored and SCAG moderated a panel. SCAG recognized SunLine Transit with a Clean Cities Award for adopting hydrogen fueled buses and fueling infrastructure for its transit fleet. Resources were secured from the USDOE for a program-dedicated intern. Finally SCAG traveled to Cocoa Beach, Florida and Dallas, Texas to attend the Clean Cities Coordinator trainings.

**OBJECTIVE**

Administer the U.S. Department of Energy (DOE) Clean Cities Program for the SCAG Clean Cities Coalition, including performing outreach and marketing in support of expanding alternative fuels in the SCAG region through on going funds from DOE and funds from the California Energy Commission (CEC). Partner with public and private



**WORK ELEMENT: 267 - CLEAN CITIES PROGRAM**

entities to displace petroleum gasoline use by encouraging purchase of alternative vehicles, increasing efficiency of existing fleet vehicles, and reduction of vehicle miles traveled (VMT).

**PROJECT: CLEAN CITIES COALITION**

DEPARTMENT NAME: 426 - SUSTAINABILITY DEPT.

MANAGER: JASON GREENSPAN

TOTAL BUDGET: \$131,694

**PROJECT DESCRIPTION**

Administer The SCAG Clean Cities Coalition Program under a grant from the U.S. Department of Energy (DOE).

**PROJECT PRODUCT(S)**

Reports, surveys, and documentation required by the Clean Cities Program, including the Annual Coalition Questionnaire, Annual Operating Plan, and the Biannual Coalition Newsletter.

TASK: 20-267.1241.04

TASK BUDGET: \$131,694

TASK NAME: **SCAG AND DOE/NETL CLEAN CITIES COALITION COORDINATION**

Carryover  Ongoing  PROJECT MANAGER: MARCO ANDERSON

**PREVIOUS ACCOMPLISHMENTS**

SCAG conducted the annual survey of 2018 Alternative Vehicle purchases and usage by its transit agency members and produced a report. SCAG sponsored the 2018 AltCar Expo in Santa Monica, staff moderated a panel on multi-family EV charging station installations. SCAG recognized Sunline Transit with a Clean Cities Award for its investment in a Hydrogen fuel electrolyzer. SCAG completed all its other deliverables and submitted quarterly reports in a timely fashion. Finally SCAG traveled to Golden, Florida to attend the Annual Clean Cities Coordinator meeting.

**OBJECTIVES**

Coordinate and promote the efforts of the Department of Energy (DOE) Clean Cities Program and fulfill all DOE Clean Cities Program requirements. Coordinate with regional alternative fuel vehicle promotion stakeholders.

**WORK ELEMENT: 267 - CLEAN CITIES PROGRAM**

**STEPS AND PRODUCTS**

Step No	Step Description	Work Type	P	T	O	Start Date	End Date
1	Plan and execute the required number of stakeholder meetings and events to further the goals of the Clean Cities Program.	Staff	<input type="checkbox"/>	<input type="checkbox"/>	<input type="checkbox"/>	07/01/2019	06/30/2020
2	Complete and update the quarterly Alternative Fuels report and submit results to DOE.	Staff	<input type="checkbox"/>	<input type="checkbox"/>	<input type="checkbox"/>	07/01/2019	06/30/2020
3	Participate in required Clean Cities conferences, seminars and training sessions.	Staff	<input type="checkbox"/>	<input checked="" type="checkbox"/>	<input type="checkbox"/>	07/01/2019	06/30/2020
4	Conduct an annual survey of members and stakeholders on alternative fuels in the SCAG region.	Staff	<input type="checkbox"/>	<input type="checkbox"/>	<input type="checkbox"/>	07/01/2019	06/30/2020
5	Conduct outreach and education activities to keep stakeholders informed	Staff	<input type="checkbox"/>	<input type="checkbox"/>	<input type="checkbox"/>	07/01/2019	06/30/2020
6	Expand the Clean Cities stakeholders	Staff	<input type="checkbox"/>	<input type="checkbox"/>	<input type="checkbox"/>	07/01/2019	06/30/2020

Product No	Product Description	Completion Date
1	SCAG Clean Cities Coalition meeting agendas	06/30/2020
2	Documentation required by the Clean Cities Program, including annual survey, annual operating plan, and biannual Coalition newsletter	06/30/2020



WORK ELEMENT: 275 - SUSTAINABLE COMMUNITIES PROGRAM

DEPARTMENT: 426 - SUSTAINABILITY DEPT.

MANAGER: JASON GREENSPAN

TOTAL BUDGET: \$9,893,632

SUMMARY OF PROGRAM EXPENDITURES

<u>Category</u>	<u>SCAG</u>	<u>Consultant</u>	<u>Consultant TC</u>	<u>Non-Profits/IHL</u>	<u>Total</u>
01. Salary	129,787	0	0	0	129,787
02. Benefits	103,187	0	0	0	103,187
03. Temp Staff	0	0	0	0	0
04. Indirect Cost	290,511	0	0	0	290,511
05. Printing	0	0	0	0	0
06. Travel	9,500	0	0	0	9,500
07. Other	0	0	0	0	0
08. Consultant	0	9,360,647	0	0	9,360,647
09. Consultant TC	0	0	0	0	0
10. Non-Profits/IHL	0	0	0	0	0
11. In-Kind Commits	0	0	0	0	0
12. Cash/Local Other	0	0	0	0	0
<b>Total</b>	<b>\$532,985</b>	<b>\$9,360,647</b>	<b>\$0</b>	<b>\$0</b>	<b>\$9,893,632</b>
Toll Credits/Not an expenditure	0	0	0	0	0

**WORK ELEMENT: 275 - SUSTAINABLE COMMUNITIES PROGRAM**

**SUMMARY OF PROGRAM REVENUES**

<u>Fund Source</u>	<u>SCAG</u>	<u>Consultant</u>	<u>Non-Profits/IHL</u>	<u>Consultant TC</u>	<u>Total</u>
01. FHWA PL	0	0	0	0	0
02. FHWA PL C/O	0	0	0	0	0
03. FTA 5303	0	1,556,406	0	0	1,556,406
04. FTA 5303 C/O	0	0	0	0	0
05. FTA 5304	0	0	0	0	0
06. FHWA SP&R	0	0	0	0	0
07. Federal Other	0	0	0	0	0
08. TDA	532,985	1,616,854	0	0	2,149,839
09. SB1 Adaptation	0	0	0	0	0
10. SB1 Competitive	0	0	0	0	0
11. SB1 Formula	0	5,973,643	0	0	5,973,643
12. State Other	0	0	0	0	0
13. In-Kind Commits	0	0	0	0	0
14. Cash/Local Other	0	213,744	0	0	213,744
<b>Total</b>	<b>\$532,985</b>	<b>\$9,360,647</b>	<b>\$0</b>	<b>\$0</b>	<b>\$9,893,632</b>
Toll Credits/Not a revenue	0	0	0	0	0

**PAST ACCOMPLISHMENTS**

Numerous projects were awarded throughout 2018 benefitting jurisdictions to support a variety of planning projects in three categories: Active Transportation, Integrated Land Use/Transportation, and Green Region. These planning projects are in various stages of deployment to directly benefit member jurisdictions.

**OBJECTIVE**

The Sustainable Communities Program (SCP) is a proven, recognized and effective framework for deploying essential planning resources throughout the SCAG region. This collaborative initiative provides assistance to member local jurisdictions to coordinate sustainable transportation, land use and regional policies and issues in local planning. The SCP seeks to provide needed planning resources to local jurisdictions for sustainability planning efforts ; develop local plans that support the implementation of the 2016 RTP/SCS; and increase the region's competitiveness for

**WORK ELEMENT: 275 - SUSTAINABLE COMMUNITIES PROGRAM**

federal and state funds. The program seeks planning solutions to local growth challenges and results in strategies that promote local and regional sustainability through the integration of transportation and land use, with particular focus on developing and practical strategies to reduce greenhouse gases. It will continue to be a critical tool in achieving SB 375 targets and other State goals aimed at reducing GHG emissions. The three main program categories – Integrated Land Use; Active Transportation; and Green Region Initiative – provides a framework for supporting State priorities and reducing vehicle miles travelled (VMT).

**PROJECT: SUSTAINABILITY PLANNING GRANT PROGRAM**

**DEPARTMENT NAME: 426 - SUSTAINABILITY DEPT.**

**MANAGER: JASON GREENSPAN**

**TOTAL BUDGET: \$9,893,632**

**PROJECT DESCRIPTION**

The Sustainability Communities Program encourages and empowers local jurisdictions, CTCs, transit agencies and COGs to plan for sustainable development. Three main categories are (1) Integrated Land Use, (2) Active Transportation, and (3) Green Region Initiative. Each category has specific planning objectives. Overarching goals include integration of land use planning with transportation investments and reduced GHG emissions.

**PROJECT PRODUCT(S)**

Updated program website(s), presentations and other documentation of outreach activities.

- Project materials for Sustainability Planning projects.

**TASK: 20-275.4823.01**

**TASK BUDGET: \$1,289,485**

**TASK NAME: SUSTAINABILITY PLANNING GRANT PROGRAM - 2016 CALL (FY18 SB 1 FORMULA)**

Carryover  Ongoing  **PROJECT MANAGER: MARCO ANDERSON**

**PREVIOUS ACCOMPLISHMENTS**

SCAG administered a call for projects in late 2016. In FY19 SCAG worked with applicants to formalize the scopes of work and release Requests for Proposals. Work underway on several sustainability planning grant projects with local jurisdictions.

**OBJECTIVES**

The Sustainable Communities Program is a proven, recognized and effective framework for deploying essential planning resources throughout the SCAG region. It will continue to be a critical tool in achieving SB 375 targets and other State goals aimed at reducing GHG emissions. The three main categories – Integrated Land Use; Active Transportation; and Green Region Initiative – offer jurisdictions the wherewithal to develop and update local plans that support State priorities, reduce vehicle miles travelled (VMT), and advance the region’s Sustainable Communities Strategy (SCS).

**WORK ELEMENT: 275 - SUSTAINABLE COMMUNITIES PROGRAM**

**STEPS AND PRODUCTS**

Step No	Step Description	Work Type	P	T	O	Start Date	End Date
1	Complete local Sustainability Planning projects that showcase the local and regional benefits of sustainable planning and support the 2016 RTP/SCS and other regional policies.	Consultant	<input type="checkbox"/>	<input type="checkbox"/>	<input type="checkbox"/>	07/01/2019	02/28/2020
2	Conduct outreach and develop partnerships for Sustainability Planning projects and other technical assistance	Staff	<input type="checkbox"/>	<input checked="" type="checkbox"/>	<input type="checkbox"/>	07/01/2019	04/30/2020
3	Manage and coordinate consultant work including preparation of scope of work and monitoring project budget and schedule	Staff	<input type="checkbox"/>	<input type="checkbox"/>	<input type="checkbox"/>	07/01/2019	04/30/2020

Product No	Product Description	Completion Date
1	Updated program website(s), presentations and other documentation of outreach activities.	04/30/2020
2	Project materials for Sustainability Planning projects.	04/30/2020

**TASK: 20-275.4823.02**

**TASK BUDGET: \$1,663,768**

**TASK NAME: SUSTAINABILITY PLANNING GRANT PROGRAM - 2016 CALL (FY19 SB 1 FORMULA)**

Carryover  Ongoing  **PROJECT MANAGER: MARCO ANDERSON**

**PREVIOUS ACCOMPLISHMENTS**

SCAG administered a call for projects in late 2016. In order to award at least one project to each jurisdiction that applied, a Phase 2 list was prepared. In FY19 SCAG worked with applicants on the Phase 2 list to formalize the scopes of work and release Requests for Proposals. Work underway on several sustainability planning grant projects with local jurisdictions.

**OBJECTIVES**

This task will fund Sustainability Planning projects in local jurisdictions from the 2016 Call for Projects - Phase 2.

**STEPS AND PRODUCTS**

Step No	Step Description	Work Type	P	T	O	Start Date	End Date
1	Complete local Sustainability Planning projects that showcase the local and regional benefits of sustainable planning and support the 2016 RTP/SCS and other regional policies.	Staff/Consultant	<input type="checkbox"/>	<input type="checkbox"/>	<input type="checkbox"/>	07/01/2019	06/30/2020
2	Manage and coordinate consultant work including preparation of scope of work monitoring project budget and schedule.	Staff	<input type="checkbox"/>	<input type="checkbox"/>	<input type="checkbox"/>	07/01/2019	06/30/2020

**WORK ELEMENT: 275 - SUSTAINABLE COMMUNITIES PROGRAM**

Product No	Product Description	Completion Date
1	Project materials for Sustainability Planning Grant projects.	06/30/2020

**TASK: 20-275.4823.03** **TASK BUDGET: \$1,620,472**  
**TASK NAME: SUSTAINABLE COMMUNITIES PROGRAM - 2018 CALL (FY19 SB 1 FORMULA)**

Carryover  Ongoing  **PROJECT MANAGER: MARCO ANDERSON**

**PREVIOUS ACCOMPLISHMENTS**

SCAG administered a call for projects in late 2018. Unlike previous years this call was for applications in 9 pre-determined categories in 3 project categories. Project categories includes: Active Transportation, Integrated Land Use, and Green Region Initiatives. Project types include: SB 743 Implementation Assistance, Heat Island Reduction with Urban Greening and Cool Streets, Parking Management, Pricing and Reduction Strategies, Electric Vehicle Charging Infrastructure Planning , and Livable Corridor Transit Oriented Development (TOD) Planning. In FY19 SCAG worked with applicants to formalize the scopes of work and release Requests for Proposals. Work underway on several sustainability community planning projects with local jurisdictions.

**OBJECTIVES**

This task will fund a competitive Sustainable Communities Program Call for Projects completed in fall 2018.

**STEPS AND PRODUCTS**

Step No	Step Description	Work Type	P	T	O	Start Date	End Date
1	Conduct outreach and develop partnerships for Sustainability Planning projects and other technical assistance.	Staff/Consultant	<input type="checkbox"/>	<input checked="" type="checkbox"/>	<input type="checkbox"/>	07/01/2019	06/30/2020
2	Complete local Sustainability Planning projects that showcase the local and regional benefits of sustainable planning and support the 2016 RTP/SCS and other regional policies.	Staff/Consultant	<input type="checkbox"/>	<input type="checkbox"/>	<input type="checkbox"/>	07/01/2019	06/30/2020
3	Manage and coordinate consultant work including preparation of scope of work monitoring project budget and schedule.	Staff	<input type="checkbox"/>	<input type="checkbox"/>	<input type="checkbox"/>	07/01/2019	06/30/2020

Product No	Product Description	Completion Date
1	Updated program website(s), presentations and other documentation of outreach activities	06/30/2020
2	Project materials for Sustainability Planning projects.	06/30/2020

**WORK ELEMENT: 275 - SUSTAINABLE COMMUNITIES PROGRAM**

TASK: **20-275.4823.04**

TASK BUDGET: \$2,225,679

TASK NAME: **SUSTAINABILITY PLANNING GRANT PROGRAM - 2016 CALL (CPG)**

Carryover  Ongoing  PROJECT MANAGER: MARCO ANDERSON

**PREVIOUS ACCOMPLISHMENTS**

Previously in FY19 150.4590.01. SCAG administered a call for projects in late 2016. IN FY19 SCAG continued to work with applicants to release Requests for Proposals. Work continued underway on several sustainability planning grant projects with local jurisdictions.

**OBJECTIVES**

Primary objective is collaborative assistance to member local governments and communities for coordinating sustainable transportation, land use and regional policies and issues in local planning. The task will implement the SCAG Sustainability Planning Grant program to support and implement the policies of the 2016 RTP/SCS. Work will also be consistent with Caltrans' Smart Mobility Framework and Complete Streets program (Deputy Directive 64-R1). Emphases will include local and regional planning for greenhouse gas reductions, locally-applied "Green Region Initiative" strategies, public health impacts related to transportation activities and assistance in General Plan updates. Local-regional partnerships that integrate land use planning and transportation investment decision-making are critical to improving mobility, accessibility and air-quality in Southern California. Sustainability Planning Grant projects focused on key opportunity sites as identified in the RTP/SCS, will provide assistance to local jurisdictions for comprehensive planning solutions such as context-sensitive design, multi-modal transportation planning, infill and transit-oriented development projects community outreach and consensus building, fiscal and economic impact analysis, green house gas (GHG) reduction standards, innovative financing and public private partnerships.

**STEPS AND PRODUCTS**

Step No	Step Description	Work Type	P	T	O	Start Date	End Date
1	Conduct outreach and develop partnerships for Sustainability Planning Grant projects and other technical assistance.	Staff/Consultant	<input type="checkbox"/>	<input checked="" type="checkbox"/>	<input type="checkbox"/>	07/01/2019	06/30/2020
2	Complete local Sustainability Planning Grant projects that showcase the local and regional benefits of sustainable planning and support the 2016 RTP/SCS and other regional policies.	Staff/Consultant	<input type="checkbox"/>	<input type="checkbox"/>	<input type="checkbox"/>	07/01/2019	06/30/2020
3	Manage and coordinate consultant work including preparation of scope of work monitoring project budget and schedule	Staff	<input type="checkbox"/>	<input type="checkbox"/>	<input type="checkbox"/>	07/01/2019	06/30/2020
4	Partner with non-profits to deliver Go Human projects.	Staff/Consultant	<input type="checkbox"/>	<input type="checkbox"/>	<input type="checkbox"/>	07/01/2019	06/30/2020

Product No	Product Description	Completion Date
1	Updated program website(s), presentations and other documentation of outreach activities	06/30/2020



**WORK ELEMENT: 275 - SUSTAINABLE COMMUNITIES PROGRAM**

**TASK: 20-275.4823.05** **TASK BUDGET: \$3,094,228**  
**TASK NAME: SUSTAINABLE COMMUNITIES PROGRAM - 2018 CALL (FY20 SB 1 FORMULA)**

Carryover  Ongoing  **PROJECT MANAGER: MARCO ANDERSON**

**PREVIOUS ACCOMPLISHMENTS**

New Task

**OBJECTIVES**

To support the Sustainable Communities Program 2018 Call for Projects.

**STEPS AND PRODUCTS**

Step No	Step Description	Work Type	P	T	O	Start Date	End Date
1	Conduct outreach and develop partnerships for Sustainability Planning projects and other technical assistance.	Staff/Consultant	<input type="checkbox"/>	<input type="checkbox"/>	<input type="checkbox"/>	07/01/2019	06/30/2020
2	Complete local Sustainability Planning projects that showcase the local and regional benefits of sustainable planning and support the 2016 RTP/SCS and other regional policies.	Staff/Consultant	<input type="checkbox"/>	<input type="checkbox"/>	<input type="checkbox"/>	07/01/2019	06/30/2020
3	Manage and coordinate consultant work including preparation of scope of work monitoring project budget and schedule.	Staff	<input type="checkbox"/>	<input type="checkbox"/>	<input type="checkbox"/>	07/01/2019	06/30/2020
4	Procure and manage consultant.	Staff	<input type="checkbox"/>	<input type="checkbox"/>	<input type="checkbox"/>	10/01/2019	06/30/2021
5	Deployment of Go Human Ads and Kit of Parts Resources.	Staff/Consultant	<input type="checkbox"/>	<input type="checkbox"/>	<input type="checkbox"/>	01/01/2020	06/30/2021
6	Implement and evaluate Quick Build projects.	Staff/Consultant	<input type="checkbox"/>	<input type="checkbox"/>	<input type="checkbox"/>	01/01/2020	06/30/2021

Product No	Product Description	Completion Date
1	Updated program website(s), presentations and other documentation of outreach activities.	06/30/2020
2	Project materials for Sustainability Planning projects.	06/30/2020
3	Final Repots from each project.	06/30/2021



Caltrans Report  
FY 2019 - 2020 OWP

**WORK ELEMENT: 280 - FUTURE COMMUNITIES INITIATIVE**

**DEPARTMENT: 427 - ACTIVE TRANSPORTATION & SPECIAL PROGRAMS DEPT.**

**MANAGER: SARAH JEPSON** **TOTAL BUDGET: \$8,276,587**

**SUMMARY OF PROGRAM EXPENDITURES**

<u>Category</u>	<u>SCAG</u>	<u>Consultant</u>	<u>Consultant TC</u>	<u>Non-Profits/IHL</u>	<u>Total</u>
01. Salary	327,641	0	0	0	327,641
02. Benefits	260,490	0	0	0	260,490
03. Temp Staff	0	0	0	0	0
04. Indirect Cost	733,377	0	0	0	733,377
05. Printing	0	0	0	0	0
06. Travel	8,000	0	0	0	8,000
07. Other	78,096	0	0	0	78,096
08. Consultant	0	5,894,616	0	0	5,894,616
09. Consultant TC	0	0	0	0	0
10. Non-Profits/IHL	0	0	0	50,000	50,000
11. In-Kind Commits	0	0	0	0	0
12. Cash/Local Other	0	924,367	0	0	924,367
<b>Total</b>	<b>\$1,407,604</b>	<b>\$6,818,983</b>	<b>\$0</b>	<b>\$50,000</b>	<b>\$8,276,587</b>
Toll Credits/Not an expenditure	0	0	0	0	0



**WORK ELEMENT: 280 - FUTURE COMMUNITIES INITIATIVE**

**SUMMARY OF PROGRAM REVENUES**

<u>Fund Source</u>	<u>SCAG</u>	<u>Consultant</u>	<u>Non-Profits/IHL</u>	<u>Consultant TC</u>	<u>Total</u>
01. FHWA PL	0	0	0	0	0
02. FHWA PL C/O	0	0	0	0	0
03. FTA 5303	0	0	0	0	0
04. FTA 5303 C/O	0	0	0	0	0
05. FTA 5304	0	0	0	0	0
06. FHWA SP&R	0	0	0	0	0
07. Federal Other	0	0	0	0	0
08. TDA	1,029,518	426,399	5,735	0	1,461,652
09. SB1 Adaptation	0	0	0	0	0
10. SB1 Competitive	0	0	0	0	0
11. SB1 Formula	378,086	3,291,108	44,265	0	3,713,459
12. State Other	0	2,000,000	0	0	2,000,000
13. In-Kind Commits	0	0	0	0	0
14. Cash/Local Other	0	177,109	0	0	177,109
Local (Other)	0	924,367	0	0	924,367
<b>Total</b>	<b>\$1,407,604</b>	<b>\$6,818,983</b>	<b>\$50,000</b>	<b>\$0</b>	<b>\$8,276,587</b>
Toll Credits/Not a revenue	0	0	0	0	0

**PAST ACCOMPLISHMENTS**

Developed framework and implemented the Future Communities Pilot Program Call for Projects, resulting in the selection of eight pilot projects to reduce VMT through use of data and new technologies. Implemented forum called the School of Data to educate leaders and city staff on use of data in planning. Partnered with local non-profit on Data Fellowship Program, including placement of fellows at SCAG to support with analyses for regional planning.

**OBJECTIVE**

The Future Communities Initiative, guided by the Emerging Technologies Committee, includes early action items aimed at harnessing the power of new technologies, big data, open data as well as enhanced analytics to promote

**WORK ELEMENT: 280 - FUTURE COMMUNITIES INITIATIVE**

innovation in regional and local planning and reduce transportation demand. Tools and resources provided through the initiative will enable more informed regional and local policy making, increase the efficiency of public service delivery, and ensure the financial sustainability of future cities. The Future Communities Initiative will play a key role in reducing VMT and GHG emissions by modernizing regional land-use and transportation planning tools, fostering data-driven collaboration with SCAG's partner agencies, and providing local agencies with planning resources to pilot new technologies and initiatives to reduce travel demand.

**PROJECT: FUTURE COMMUNITIES PARTNERSHIP GRANT PROGRAM**

**DEPARTMENT NAME: 427 - ACTIVE TRANSPORTATION & SPECIAL PROGRAMS DEPT.**

**MANAGER: SARAH JEPSON**

**TOTAL BUDGET: \$4,355,308**

**PROJECT DESCRIPTION**

The Future Communities Partnership Grant Program is a collaboration between SCAG and the Mobile Source Air Pollution Reduction Review Committee (MSRC) to support city and county agencies in implementing innovative pilot projects that reduce vehicle miles traveled (VMT) from local travel and municipal operations through new technologies and enhanced data analytics. In Phase 1, SCAG will conduct research and analysis to identify new and innovative pilot concepts for reducing VMT, as well as identify more traditional Transportation Demand Management (TDM) strategies that may yield a greater return on investment. The findings from the research will be used to develop program guidelines for a call for projects, which will be issued in FY 2018/2019. In Phase 2, up to \$2 million in MSRC funds will be awarded to implement pilots.

\*Project previously labeled as "Future Communities Partnership Grant Program: Phase 1"

**PROJECT PRODUCT(S)**

- Promising Practice Research Report
- Call for Proposals Guidelines
- Pilot Project List

**TASK: 20-280.4824.01**

**TASK BUDGET: \$254,019**

**TASK NAME: FUTURE COMMUNITIES PILOT PROGRAM (FY18 SB 1 FORMULA)**

Carryover  Ongoing  **PROJECT MANAGER: MARISA LADERACH**

**PREVIOUS ACCOMPLISHMENTS**

In FY19, completed promising practices research, completed stakeholder engagement, developed and implemented Call for Projects.

**OBJECTIVES**

The Future Pilot Program is a proposed collaboration between SCAG and the Mobile Source Air Pollution Reduction Review Committee (MSRC) to support city and county agencies in implementing innovative pilot projects that reduce vehicle miles traveled (VMT) from local travel and municipal operations through new technologies and enhanced data analytics. SCAG will partner with 5-10 agencies (city or county) to implement pilot projects selected through a competitive Call for Proposals.

\*Previously labeled as "Future Communities Pilot Program Research"



**WORK ELEMENT: 280 - FUTURE COMMUNITIES INITIATIVE**

**STEPS AND PRODUCTS**

Step No	Step Description	Work Type	P	T	O	Start Date	End Date
1	Implement pilot projects.	Staff/Consultant	<input type="checkbox"/>	<input type="checkbox"/>	<input type="checkbox"/>	07/01/2019	02/28/2020

Product No	Product Description	Completion Date
1	Quarterly Reports (4)	04/30/2020

**TASK: 20-280.4824.02** **TASK BUDGET: \$4,101,289**

**TASK NAME: FUTURE COMMUNITIES PILOT PROGRAM (FY19 SB 1 FORMULA)**

Carryover  Ongoing  **PROJECT MANAGER: MARISA LADERACH**

**PREVIOUS ACCOMPLISHMENTS**

In FY19, the Future Communities Pilot Program call for projects was released, applications were evaluated, and pilot projects were selected for funding.

**OBJECTIVES**

The Future Communities Pilot Program is a proposed collaboration between SCAG and the Mobile Source Air Pollution Reduction Review Committee (MSRC) to support city and county agencies in implementing innovative pilot projects that reduce vehicle miles traveled (VMT) from local travel and municipal operations through new technologies and enhanced data analytics. SCAG will partner with 5-10 agencies (city or county) to implement pilot projects selected through a competitive Call for Proposals.

\*Previously labeled as "Future Communities Pilot Program Research"

**STEPS AND PRODUCTS**

Step No	Step Description	Work Type	P	T	O	Start Date	End Date
1	Implement pilot projects	Staff/Consultant	<input type="checkbox"/>	<input checked="" type="checkbox"/>	<input type="checkbox"/>	07/01/2019	12/31/2020
2	Evaluate projects and prepare final report	Staff/Consultant	<input type="checkbox"/>	<input type="checkbox"/>	<input type="checkbox"/>	07/01/2020	12/31/2020

Product No	Product Description	Completion Date
1	Quarterly reports (4)	06/30/2020
2	Final Report	12/31/2020

**PROJECT: FUTURE COMMUNITIES STUDY**

**DEPARTMENT NAME: 423 - RESEARCH & ANALYSIS DEPT.**

**MANAGER: FRANK WEN**

**TOTAL BUDGET: \$89,959**

**WORK ELEMENT: 280 - FUTURE COMMUNITIES INITIATIVE**

**PROJECT DESCRIPTION**

To inform the 2020 SCS, SCAG will conduct analyses and engage industry experts and stakeholders to better understand emerging trends and opportunities to reduce commute trips through artificial intelligence, virtualization and other technological, social, or organizational changes that make remote work opportunities at home or at co-working sites more attractive. The study will include a literature review, analysis of regional commute information, focus groups or surveys to better understand the degree to which technology, social, demographic, and organizational change, and policy contribute to employee productivity and the successful adoption of telework and related programs. The findings will inform TDM assumptions and strategies in the 2020 SCS.

**PROJECT PRODUCT(S)**

- Final Report
- CEHD Presentation

**TASK: 20-280.4831.01** **TASK BUDGET: \$89,959**  
**TASK NAME: FUTURE COMMUNITIES STUDY (FY18 SB 1 FORMULA)**

Carryover  Ongoing  **PROJECT MANAGER: KEVIN KANE**

**PREVIOUS ACCOMPLISHMENTS**

Provide telecommuting estimates, survey information on telecommuters and coworkers, and information on workplace changes expected by 2045 in order to inform the 2020 RTP/SCS and SCAG's ongoing expertise in demographic and economic analysis.

**OBJECTIVES**

To inform the 2020 RTP/SCS, SCAG will conduct analyses to understand emerging social, technological, and organizational trends impacting the workplace which have the potential to alter the time, distance, and location of commute trips in the region. An emphasis will be placed on analyzing the future of several varieties of "working from home." The study will include a literature review, analysis of future home-working by several dimensions, and front-end research on how automation, contract employment, and residential location changes may impact commute patterns. The findings will inform Transportation Demand Management (TDM) assumptions and strategies in the 2020 RTP/SCS.

**STEPS AND PRODUCTS**

Step No	Step Description	Work Type	P	T	O	Start Date	End Date
1	Conduct review of existing and previous research.	Consultant	<input type="checkbox"/>	<input type="checkbox"/>	<input type="checkbox"/>	07/01/2019	02/28/2020
2	Conduct original research using innovative data approaches.	Consultant	<input type="checkbox"/>	<input type="checkbox"/>	<input type="checkbox"/>	07/01/2019	02/28/2020
3	Develop research-supported policy recommendations.	Consultant	<input type="checkbox"/>	<input type="checkbox"/>	<input type="checkbox"/>	07/01/2019	02/28/2020
4	Provide project administration oversight.	Staff	<input type="checkbox"/>	<input type="checkbox"/>	<input type="checkbox"/>	07/01/2019	02/28/2020



**WORK ELEMENT: 280 - FUTURE COMMUNITIES INITIATIVE**

Product No	Product Description	Completion Date
1	Final report	04/30/2020
2	Presentation to SCAG working group, event, or policy committee.	04/30/2020

**PROJECT: REGIONAL DATA PLATFORM**

DEPARTMENT NAME: 423 - RESEARCH & ANALYSIS DEPT.  
 MANAGER: FRANK WEN TOTAL BUDGET: \$2,725,661

**PROJECT DESCRIPTION**

The foundation for a regional clearinghouse of public sector demographic, land-use, transportation, and public opinion data will be established. This will support regional and local planning for implementation of the SCS by (1) enhancing SCAG's existing data system capability to meet local needs for data-driven decision-making, government transparency, collaborative regional and community planning; (2) expanding SCAG's data infrastructure system, enhancing regional data standardization, performing best practices for improvements on data updates; and (3) improving system management, maintenance, and security in order to fully implement and facilitate the region's needs of open data, big data, and new technology utilization for data sharing and data visualization in innovative planning. This will result in an integrated data platform that supports the update of local general plans– including interactive dashboards that help local jurisdictions make decisions according to sustainability metrics included in SCAG's SCS.

**PROJECT PRODUCT(S)**

- Regional Needs Assessment of Integrated Data Platform, including data standardization needs, implementation steps, timeline and engagement with regional stakeholders.
- Completed upgrade to SCAG's data system architecture, including summary of actions taken.
- Interactive local general plan tool accessible to jurisdictions that serves to implement the SCS – including dashboards that help local jurisdictions make decisions according to sustainability metrics included in SCAG's SCS .

TASK: **20-280.4832.01** TASK BUDGET: \$1,400,196  
 TASK NAME: **REGIONAL DATA PLATFORM (FY18 SB 1 FORMULA)**

Carryover  Ongoing  PROJECT MANAGER: KIMBERLY CLARK

**PREVIOUS ACCOMPLISHMENTS**

SCAG released an RFP and selected a consultant to develop the Regional Data Platform.

**OBJECTIVES**

The foundation for a regional clearinghouse of public sector demographic, land-use, transportation, and public opinion data will be established. This will support regional and local planning for implementation of the SCS by (1) enhancing SCAG's existing data system capability to meet local needs for data-driven decision-making, government transparency, collaborative regional and community planning; (2) expanding SCAG's data infrastructure system, enhancing regional data standardization, performing best practices for improvements on data updates; and (3)

**WORK ELEMENT: 280 - FUTURE COMMUNITIES INITIATIVE**

improving system management, maintenance, and security in order to fully implement and facilitate the region's needs of open data, big data, and new technology utilization for data sharing and data visualization in innovative planning. This will result in an integrated data platform that supports the update of local general plans— including interactive dashboards that help local jurisdictions make decisions according to sustainability metrics included in SCAG's SCS.

**STEPS AND PRODUCTS**

Step No	Step Description	Work Type	P	T	O	Start Date	End Date
1	Implement upgrades to SCAG's data system architecture to support a data-driven local general plan tool	Staff/Consultant	<input type="checkbox"/>	<input type="checkbox"/>	<input type="checkbox"/>	07/01/2019	02/28/2020
2	Launch interactive local general plan tool accessible to jurisdictions that serves to implement the SCS – including dashboards that help local jurisdictions make decisions according to sustainability metrics included in SCAG's SCS.	Staff/Consultant	<input type="checkbox"/>	<input type="checkbox"/>	<input type="checkbox"/>	07/01/2019	02/28/2020
3	Implement Regional Data Platform outreach plan and foster collaborative data sharing, data updating, and local/regional planning between SCAG and regional stakeholders	Staff/Consultant	<input type="checkbox"/>	<input checked="" type="checkbox"/>	<input type="checkbox"/>	07/01/2019	02/28/2020

Product No	Product Description	Completion Date
1	Implementation of upgrade to SCAG's data system architecture, including summary of actions taken. Monitoring of upgrade, including usage analytics.	04/30/2020
2	Supporting documentation and user guides for interactive local general plan tool accessible to jurisdictions that serves to implement the SCS – including dashboards that help local jurisdictions make decisions according to sustainability metrics included in SCAG's SCS.	04/30/2020
3	Outreach Plan, training materials and attendance logs for Regional Data Platform	04/30/2020

**TASK: 20-280.4832.02** **TASK BUDGET: \$1,025,378**  
**TASK NAME: REGIONAL DATA PLATFORM (FY19 SB 1 FORMULA)**

Carryover  Ongoing  **PROJECT MANAGER: PING WANG**

**PREVIOUS ACCOMPLISHMENTS**

- SCAG Future Communities Framework
- SCAG EGIS System and Geodatabase
- SCAG Open Data Portal

**OBJECTIVES**

The foundation for a regional clearinghouse of public sector demographic, land-use, transportation, and public opinion data will be established. This will support regional and local planning for implementation of the SCS by (1) enhancing SCAG's existing data system capability to meet local needs for data-driven decision-making, government transparency, collaborative regional and community planning; (2) expanding SCAG's data infrastructure system, enhancing regional data standardization, performing best practices for improvements on data updates; and (3)

**WORK ELEMENT: 280 - FUTURE COMMUNITIES INITIATIVE**

improving system management, maintenance, and security in order to fully implement and facilitate the region's needs of open data, big data, and new technology utilization for data sharing and data visualization in innovative planning. This will result in an integrated data platform that supports the update of local general plans— including interactive dashboards that help local jurisdictions make decisions according to sustainability metrics included in SCAG's SCS.

**STEPS AND PRODUCTS**

Step No	Step Description	Work Type	P	T	O	Start Date	End Date
1	Conduct regional needs assessment of integrated data platform, including data standardization needs	Staff/Consultant	<input type="checkbox"/>	<input type="checkbox"/>	<input type="checkbox"/>	07/01/2019	06/30/2020
2	Complete upgrades to SCAG's data system architecture to support a data-driven local general plan tool	Staff/Consultant	<input type="checkbox"/>	<input type="checkbox"/>	<input type="checkbox"/>	07/01/2019	06/30/2020
3	Interactive local general plan tool accessible to jurisdictions that serves to implement the SCS – including dashboards that help local jurisdictions make decisions according to sustainability metrics included in SCAG's SCS.  Interactive local general plan tool accessible to jurisdictions that serves to implement the SCS – including dashboards that help local jurisdictions make decisions according to sustainability metrics included in SCAG's SCS	Staff/Consultant	<input type="checkbox"/>	<input type="checkbox"/>	<input type="checkbox"/>	07/01/2019	06/30/2020
4	Develop web-based general plan update tool for local jurisdictions	Staff/Consultant	<input type="checkbox"/>	<input type="checkbox"/>	<input type="checkbox"/>	07/01/2019	06/30/2020
5	Develop Southern California Regional Information System (SCRIS) outreach plan and Implement approaches for collaborative data sharing, data updating, and local/regional planning	Staff/Consultant	<input type="checkbox"/>	<input type="checkbox"/>	<input type="checkbox"/>	07/01/2019	06/30/2020

Product No	Product Description	Completion Date
1	Regional Needs Assessment of Integrated Data Platform, including data standardization needs, implementation steps, timeline and engagement with regional stakeholders.	06/30/2020
2	Completed upgrade to SCAG's data system architecture, including summary of actions taken.	06/30/2020
3	Interactive local general plan tool accessible to jurisdictions that serves to implement the SCS – including dashboards that help local jurisdictions make decisions according to sustainability metrics included in SCAG's SCS.	06/30/2020

**TASK: 20-280.4832.03**

**TASK BUDGET: \$300,087**

**TASK NAME: REGIONAL DATA PLATFORM (FY20 SB 1 FORMULA)**

Carryover  Ongoing  **PROJECT MANAGER: PING WANG**

**WORK ELEMENT: 280 - FUTURE COMMUNITIES INITIATIVE**

**PREVIOUS ACCOMPLISHMENTS**

New Task

**OBJECTIVES**

The foundation for a regional clearinghouse of public sector demographic, land-use, transportation, and public opinion data will be established. This will support regional and local planning for implementation of the SCS by (1) enhancing SCAG's existing data system capability to meet local needs for data-driven decision-making, government transparency, collaborative regional and community planning; (2) expanding SCAG's data infrastructure system, enhancing regional data standardization, performing best practices for improvements on data updates; and (3) improving system management, maintenance, and security in order to fully implement and facilitate the region's needs of open data, big data, and new technology utilization for data sharing and data visualization in innovative planning. This will result in an integrated data platform that supports the update of local general plans– including interactive dashboards that help local jurisdictions make decisions according to sustainability metrics included in SCAG's SCS.

**STEPS AND PRODUCTS**

Step No	Step Description	Work Type	P	T	O	Start Date	End Date
1	Conduct regional needs assessment of integrated data platform, including data standardization needs.	Staff/Consultant	<input type="checkbox"/>	<input type="checkbox"/>	<input type="checkbox"/>	07/01/2019	06/30/2020
2	Complete upgrades to SCAG's data system architecture to support a data-driven local general plan tool.	Staff/Consultant	<input type="checkbox"/>	<input type="checkbox"/>	<input type="checkbox"/>	07/01/2019	06/30/2020
3	Interactive local general plan tool accessible to jurisdictions that serves to implement the SCS – including dashboards that help local jurisdictions make decisions according to sustainability metrics included in SCAG's SCS.	Staff/Consultant	<input type="checkbox"/>	<input type="checkbox"/>	<input type="checkbox"/>	07/01/2019	06/30/2020
4	Develop web-based general plan update tool for local jurisdictions.	Staff/Consultant	<input type="checkbox"/>	<input type="checkbox"/>	<input type="checkbox"/>	07/01/2019	06/30/2020
5	Develop Southern California Regional Information System (SCRIS) outreach plan and Implement approaches for collaborative data sharing, data updating, and local/regional planning.	Staff/Consultant	<input type="checkbox"/>	<input type="checkbox"/>	<input type="checkbox"/>	07/01/2019	06/30/2020

Product No	Product Description	Completion Date
1	Regional Needs Assessment of Integrated Data Platform, including data standardization needs, implementation steps, timeline and engagement with regional stakeholders.	06/30/2020
2	Completed upgrade to SCAG's data system architecture, including summary of actions taken.	06/30/2020
3	Interactive local general plan tool accessible to jurisdictions that serve to implement the SCS - including dashboards that help local jurisdictions make decisions according to sustainability metrics included in SCAG's SCS.	06/30/2020





**WORK ELEMENT: 280 - FUTURE COMMUNITIES INITIATIVE**

**PROJECT: FUTURE COMMUNITIES FRAMEWORK**

**DEPARTMENT NAME: 427 - ACTIVE TRANSPORTATION & SPECIAL PROGRAMS DEPT.**  
**MANAGER: SARAH JEPSON** **TOTAL BUDGET: \$228,676**

**PROJECT DESCRIPTION**

This task Includes several components of the Future Communities Initiative including the forum, advisory committee, fellowship, and policy lab.

**PROJECT PRODUCT(S)**

Studies, final report and presentation, forum, and meeting agendas.

**TASK: 20-280.4840.01** **TASK BUDGET: \$228,676**  
**TASK NAME: FUTURE COMMUNITIES FRAMEWORK (FY19 SB 1 FORMULA)**

Carryover  Ongoing  **PROJECT MANAGER: KEVIN KANE**

**PREVIOUS ACCOMPLISHMENTS**

Coordinated fellowship program to deliver analysis in support of the Connect SoCal. Coordinated with partners to host a School of Data as this year's Future Communities Forum. (BCR to be submitted for Data Science Fellowship)

**OBJECTIVES**

This task Includes the development of a Policy Lab, Data Science Fellowship, Future Communities Forum, and the staffing of an Advisory Committee.

Non-Profit/IHL budget for partnerships with other governmental entities, public universities, institutes of higher education, and non-profit organizations is being programmed under this task. These contracts would meet the requirements outlined in the State Contracting Manual, Section 3.06 Contracts with Other Governmental Entities and Public Universities, and Section 3.15 Contracts with Non-Profit Organizations. Additionally, institutes of higher education would meet the definition in 20 U.S.C. 1001, Chapter 28.



**WORK ELEMENT: 280 - FUTURE COMMUNITIES INITIATIVE**

**STEPS AND PRODUCTS**

Step No	Step Description	Work Type	P	T	O	Start Date	End Date
1	Develop policy lab/tool builder	Staff	<input type="checkbox"/>	<input type="checkbox"/>	<input type="checkbox"/>	07/01/2019	06/30/2020
2	Provide resources to non-profit organization to provide technical support to SCAG and cities through Data Science Fellowship Program	Non-Profits/IHL	<input type="checkbox"/>	<input type="checkbox"/>	<input type="checkbox"/>	07/01/2019	06/30/2020
3	Develop forums and trainings	Staff	<input type="checkbox"/>	<input type="checkbox"/>	<input type="checkbox"/>	07/01/2019	06/30/2020

Product No	Product Description	Completion Date
1	Data mashups/studies	06/30/2020
2	Final Report/presentations	06/30/2020
3	Forums and convenings to educate and collaborate on data initiatives, including activities like the School of Data for city staff and leaders	06/30/2020

**PROJECT: REGIONAL AERIAL AND RELATED PRODUCT CAPTURE**

DEPARTMENT NAME: 423 - RESEARCH & ANALYSIS DEPT.  
 MANAGER: FRANK WEN TOTAL BUDGET: \$876,983

**PROJECT DESCRIPTION**

Acquisition of orthogonal imagery with Near Infrared, obliques images, building outlines, and digital terrain data will serve to track changes in assets, land use, vegetation, water bodies, and other importation features. These data will be essential in our base condition, trend analysis, and predictive modeling of travel, land use, and climate change. These data sets and analyses will be central to the 2024 RTP, 2028 RTP, and 2032 RTP, as well as other planning studies that are to be conducted between those periods.

**PROJECT PRODUCT(S)**

Project charters, orthogonal aerial with infrared, obliques with software, foot outlines and elevations, and training documentation.

TASK: 20-280.4859.01 TASK BUDGET: \$876,983  
 TASK NAME: REGIONAL AERIAL AND RELATED PRODUCT CAPTURE (FY20 SB1 FORMULA)

Carryover  Ongoing  PROJECT MANAGER: JAVIER AGUILAR

**PREVIOUS ACCOMPLISHMENTS**

New Task

**WORK ELEMENT: 280 - FUTURE COMMUNITIES INITIATIVE**

**OBJECTIVES**

Acquisition of orthogonal imagery with Near Infrared, obliques images, building outlines, and digital terrain data will serve to track changes in assets, land use, vegetation, water bodies, and other importation features. These data will be essential in our base condition, trend analysis, and predictive modeling of travel, land use, and climate change. These data sets and analyses will be central to the 2024 RTP, 2028 RTP, and 2032 RTP, as well as other planning studies that are to be conducted between those periods.

**STEPS AND PRODUCTS**

Step No	Step Description	Work Type	P	T	O	Start Date	End Date
1	Establish a consortium(s) of stakeholders to defray project costs and data sharing.	Staff	<input type="checkbox"/>	<input type="checkbox"/>	<input type="checkbox"/>	07/01/2019	06/30/2020
2	Issue project charter and agreement(s) between stakeholders.	Staff	<input type="checkbox"/>	<input type="checkbox"/>	<input type="checkbox"/>	07/01/2019	06/30/2020
3	Monitor aerial acquisition and processing, including QA.	Staff	<input type="checkbox"/>	<input type="checkbox"/>	<input type="checkbox"/>	07/01/2019	06/30/2020
4	Data dissemination to all stakeholders.	Staff/Consultant	<input type="checkbox"/>	<input type="checkbox"/>	<input type="checkbox"/>	07/01/2019	06/30/2020
5	Training.	Consultant	<input type="checkbox"/>	<input type="checkbox"/>	<input type="checkbox"/>	07/01/2019	06/30/2020

Product No	Product Description	Completion Date
1	Project charters.	06/30/2020
2	Orthogonal aerial with infrared.	06/30/2020
3	Obliques with software.	06/30/2020
4	Building foot outlines and elevations.	06/30/2020
5	Training documentation.	06/30/2020

**WORK ELEMENT: 290 - RESEARCH, PLANNING AND ENGAGEMENT FOR SUSTAINABLE COMMUNITIES**

**DEPARTMENT: 426 - SUSTAINABILITY DEPT.**

**MANAGER: JASON GREENSPAN**

**TOTAL BUDGET: \$4,062,710**

**SUMMARY OF PROGRAM EXPENDITURES**

<u>Category</u>	<u>SCAG</u>	<u>Consultant</u>	<u>Consultant TC</u>	<u>Non-Profits/IHL</u>	<u>Total</u>
01. Salary	355,493	0	0	0	355,493
02. Benefits	282,635	0	0	0	282,635
03. Temp Staff	0	0	0	0	0
04. Indirect Cost	795,721	0	0	0	795,721
05. Printing	0	0	0	0	0
06. Travel	34,500	0	0	0	34,500
07. Other	12,820	0	0	0	12,820
08. Consultant	0	2,225,000	0	0	2,225,000
09. Consultant TC	0	0	0	0	0
10. Non-Profits/IHL	0	0	0	325,000	325,000
11. In-Kind Commits	31,541	0	0	0	31,541
12. Cash/Local Other	0	0	0	0	0
<b>Total</b>	<b>\$1,512,710</b>	<b>\$2,225,000</b>	<b>\$0</b>	<b>\$325,000</b>	<b>\$4,062,710</b>
Toll Credits/Not an expenditure	0	0	0	0	0

**WORK ELEMENT: 290 - RESEARCH, PLANNING AND ENGAGEMENT FOR SUSTAINABLE COMMUNITIES**

**SUMMARY OF PROGRAM REVENUES**

<u>Fund Source</u>	<u>SCAG</u>	<u>Consultant</u>	<u>Non-Profits/IHL</u>	<u>Consultant TC</u>	<u>Total</u>
01. FHWA PL	243,444	0	0	0	243,444
02. FHWA PL C/O	0	0	0	0	0
03. FTA 5303	0	0	0	0	0
04. FTA 5303 C/O	0	0	0	0	0
05. FTA 5304	0	0	0	0	0
06. FHWA SP&R	0	0	0	0	0
07. Federal Other	0	0	0	0	0
08. TDA	451,403	255,208	37,277	0	743,888
09. SB1 Adaptation	0	0	0	0	0
10. SB1 Competitive	0	0	0	0	0
11. SB1 Formula	786,322	1,969,792	287,723	0	3,043,837
12. State Other	0	0	0	0	0
13. In-Kind Commits	31,541	0	0	0	31,541
14. Cash/Local Other	0	0	0	0	0
<b>Total</b>	<b>\$1,512,710</b>	<b>\$2,225,000</b>	<b>\$325,000</b>	<b>\$0</b>	<b>\$4,062,710</b>
Toll Credits/Not a revenue	0	0	0	0	0

**PAST ACCOMPLISHMENTS**

In preparation for the 2020 RTP/SCS, SCAG prepared a land use sensitivity test to determine what would be the order of magnitude impacts of land use changes. SCAG collected data on shared use mobility services and prepared information for completing the ARB Technical Methodology write-up.

SCAG reviewed local input for the RHNA methodology and surveyed input from jurisdictions on local planning factors and fair housing strategies, and reviewed input with the development pattern of the SCS.

SCAG engaged working groups on land use strategies and scenarios, held interviews with Councils of Government and selected planning directors on land use strategies and scenario development. SCAG developed regional scenarios with input from working groups and other stakeholders, held outreach events for general public, published

**WORK ELEMENT: 290 - RESEARCH, PLANNING AND ENGAGEMENT FOR SUSTAINABLE COMMUNITIES**

online and mobile survey interface to solicit input on SCS strategies and scenarios.

Additionally, SCAG completed 5 pilot projects to identify and define HQTAs in 5 different cities, initiated the revealed preference demonstration experiment, and initiated the equity analysis and engagement of Disadvantaged Community stakeholders.

**OBJECTIVE**

SCAG staff initiated implementation of the 2016 RTP/SCS immediately after its adoption, and has since launched research, planning and studies in preparation for the 2020 SCS. Much of SCAG's research and planning is focused on reducing single occupancy vehicle trips and transportation related GHG through: advancing mode shift; transportation demand management; operational efficiency; system accessibility; and integration of future transportation, employment and land use. Previously in FY2018-2019 work element was labeled Sustainable Communities Strategy (SCS) Development.

**PROJECT: SCS SCENARIO DEVELOPMENT AND OUTREACH**

DEPARTMENT NAME: 426 - SUSTAINABILITY DEPT.

MANAGER: JASON GREENSPAN

TOTAL BUDGET: \$798,511

**PROJECT DESCRIPTION**

This project will support the development of the 2020 SCS by enabling a more robust and stakeholder driven regional scenario development approach. Coordination with existing community based organizations will allow SCAG to engage new audiences with more meaningful engagement during SCS development. The use of a digital platform for a scenario development tool will allow SCAG to reach a broad range of audiences and also capture direct feedback that can be incorporated into SCS scenarios.

**PROJECT PRODUCT(S)**

- Scenario Workshop Facilitation Guide
- Outreach records as applicable (e.g. Agenda and materials)
- Documentation and Manual for Scenario Development Outreach Tool

TASK: **20-290.4826.01** TASK BUDGET: \$587,981  
 TASK NAME: **SCS SCENARIO DEVELOPMENT & OUTREACH (FY18 SB 1 FORMULA)**

Carryover  Ongoing  PROJECT MANAGER: SARAH DOMINGUEZ

**PREVIOUS ACCOMPLISHMENTS**

Engaged working groups on land use strategies and scenarios, held interviews with Councils of Government and select planning directors on land use strategies and scenario development. Developed regional scenarios with input from working groups and other stakeholders, held outreach events for general public, published online and mobile survey interface to solicit input on SCS strategies and scenarios, held multiple meetings with planning directors and community based organization partners.

**WORK ELEMENT: 290 - RESEARCH, PLANNING AND ENGAGEMENT FOR SUSTAINABLE COMMUNITIES**

**OBJECTIVES**

This project will support the development of the 2020 SCS by enabling a more robust and stakeholder driven regional scenario development approach. Coordination with existing community based organizations will allow SCAG to engage new audiences with more meaningful engagement during SCS development. The use of a digital platform for a scenario development tool will allow SCAG to reach a broad range of audiences and also capture direct feedback that can be incorporated into SCS scenarios.

**STEPS AND PRODUCTS**

Step No	Step Description	Work Type	P	T	O	Start Date	End Date
1	Engage staff and consultant on strategies and techniques for scenario development facilitation and discussions	Staff/Consultant	<input type="checkbox"/>	<input type="checkbox"/>	<input type="checkbox"/>	10/01/2018	02/28/2020
2	Partner with Community Based Organizations to facilitate SCS development outreach	Staff/Consultant	<input type="checkbox"/>	<input checked="" type="checkbox"/>	<input type="checkbox"/>	01/01/2019	02/28/2020
3	Refine public facing scenario development tool	Staff/Consultant	<input type="checkbox"/>	<input type="checkbox"/>	<input type="checkbox"/>	01/01/2019	02/28/2020

Product No	Product Description	Completion Date
1	Outreach records as applicable (e.g. Agenda and materials) and recommendations/findings	06/30/2019
2	Documentation/outputs and Manual for Scenario Development Outreach Tool	02/28/2020

**TASK: 20-290.4826.02**

**TASK BUDGET: \$210,530**

**TASK NAME: SCS SCENARIO DEVELOPMENT AND OUTREACH (FY20 SB 1 FORMULA)**

Carryover  Ongoing  **PROJECT MANAGER: JASON GREENSPAN**

**PREVIOUS ACCOMPLISHMENTS**

New Task

**OBJECTIVES**

This project will support the development of the 2020 SCS by enabling a more robust and stakeholder driven regional scenario development approach. Coordination with existing community based organizations will allow SCAG to engage new audiences with more meaningful engagement during SCS development. The use of a digital platform for a scenario development tool will allow SCAG to reach a broad range of audiences and also capture direct feedback that can be incorporated into SCS scenarios.



**WORK ELEMENT: 290 - RESEARCH, PLANNING AND ENGAGEMENT FOR SUSTAINABLE COMMUNITIES**

**STEPS AND PRODUCTS**

Step No	Step Description	Work Type	P	T	O	Start Date	End Date
1	Engage staff and consultant on strategies and techniques for scenario development facilitation and discussions.	Staff/Consultant	<input type="checkbox"/>	<input type="checkbox"/>	<input type="checkbox"/>	07/01/2019	06/30/2020
2	Partner with Community Based Organizations to facilitate SCS development outreach.	Staff/Consultant	<input type="checkbox"/>	<input type="checkbox"/>	<input type="checkbox"/>	07/01/2019	06/30/2020

Product No	Product Description	Completion Date
1	Outreach records as applicable (e.g. Agenda and materials) and recommendations/findings.	06/30/2020

**PROJECT: MOBILITY INNOVATIONS & INCENTIVES – REVEALED PREFERENCE DEMONSTRATION STUDY**

**DEPARTMENT NAME: 413 - GOODS MOVEMENT & TRANSPORTATION FINANCE DEPT.**

**MANAGER: ANNIE NAM** **TOTAL BUDGET: \$399,232**

**PROJECT DESCRIPTION**

A revealed preference demonstration experiment will be designed and executed integrating mobility choices and incentives to better understand the effectiveness of different TDM policies. This experiment will involve recruiting volunteers within various travel areas and using technology to assess the effectiveness of different TDM policies and mobility services. Before-and-after volunteer assessments will be conducted.

**PROJECT PRODUCT(S)**

- Technical issue papers, memorandum, and/or reports on revealed preference demonstration.
- Revealed preference demonstration experience final report.

**TASK: 20-290.4827.01** **TASK BUDGET: \$0**  
**TASK NAME: MOBILITY INNOVATIONS & INCENTIVES - REVEALED PREFERENCE DEMONSTRATION STUDY (FY18 SB 1 FORMULA)**

Carryover  Ongoing  **PROJECT MANAGER: ANNIE NAM**

**PREVIOUS ACCOMPLISHMENTS**

Initiated revealed preference demonstration experiment.

**OBJECTIVES**

This task was originally funded by FY18 SB1. In order to facilitate the timely spending of FY18 SB1, the project funding has been swapped with Regional Data Platform (280-4832). This project is now fully funded by FY19 SB1 funds (280-4827.02). The task is being kept in the FY2019-2020 OWP for record-keeping purpose. Steps and Products



**WORK ELEMENT: 290 - RESEARCH, PLANNING AND ENGAGEMENT FOR SUSTAINABLE COMMUNITIES**

dates have been adjusted to match 280-4827.02.

A revealed preference demonstration experiment will be designed and executed integrating mobility choices and incentives to better understand the effectiveness of different TDM policies. This experiment will involve recruiting volunteers within various travel areas and using technology to assess the effectiveness of different TDM policies and mobility services. Before-and-after volunteer assessments will be conducted.

**STEPS AND PRODUCTS**

Step No	Step Description	Work Type	P	T	O	Start Date	End Date
1	Research & design of revealed preference demonstration experiment including technology assessment.	Staff/Consultant	<input type="checkbox"/>	<input type="checkbox"/>	<input type="checkbox"/>	07/01/2019	02/28/2021
2	Recruitment & assessment of volunteer respondents.	Staff/Consultant	<input type="checkbox"/>	<input type="checkbox"/>	<input type="checkbox"/>	07/01/2019	02/28/2021
3	Execution, and analysis of revealed preference demonstration experiment.	Staff/Consultant	<input type="checkbox"/>	<input type="checkbox"/>	<input type="checkbox"/>	07/01/2019	02/28/2021
4	Develop Draft and Final Report.	Staff/Consultant	<input type="checkbox"/>	<input type="checkbox"/>	<input type="checkbox"/>	07/01/2019	02/28/2021

Product No	Product Description	Completion Date
1	Technical issue papers, memorandum, and/or reports on revealed preference demonstration.	02/28/2021
2	Revealed preference demonstration experience final report.	02/28/2021

**TASK: 20-290.4827.02** **TASK BUDGET: \$399,232**  
**TASK NAME: MOBILITY INNOVATIONS & INCENTIVES - REVEALED PREFERENCE DEMONSTRATION STUDY (FY19 SB 1 FORMULA)**

Carryover  Ongoing  **PROJECT MANAGER: ANNIE NAM**

**PREVIOUS ACCOMPLISHMENTS**

New Task

**OBJECTIVES**

A revealed preference demonstration experiment will be designed and executed integrating mobility choices and incentives to better understand the effectiveness of different TDM policies. This experiment will involve recruiting volunteers within various travel areas and using technology to assess the effectiveness of different TDM policies and mobility services. Before-and-after volunteer assessments will be conducted.

**WORK ELEMENT: 290 - RESEARCH, PLANNING AND ENGAGEMENT FOR SUSTAINABLE COMMUNITIES**

**STEPS AND PRODUCTS**

Step No	Step Description	Work Type	P	T	O	Start Date	End Date
1	Research & design of revealed preference demonstration experiment including technology assessment.	Staff/Consultant	<input type="checkbox"/>	<input type="checkbox"/>	<input type="checkbox"/>	07/01/2019	02/28/2021
2	Recruitment & assessment of volunteer respondents.	Staff/Consultant	<input type="checkbox"/>	<input type="checkbox"/>	<input type="checkbox"/>	07/01/2019	02/28/2021
3	Execution and analysis of revealed preference demonstration experiment.	Staff/Consultant	<input type="checkbox"/>	<input type="checkbox"/>	<input type="checkbox"/>	07/01/2019	02/28/2021
4	Develop Draft and Final Report.	Staff/Consultant	<input type="checkbox"/>	<input type="checkbox"/>	<input type="checkbox"/>	07/01/2019	02/28/2021

Product No	Product Description	Completion Date
1	Technical issue papers, memorandum, and/or reports on revealed preference demonstration.	02/28/2021
2	Revealed preference demonstration experience final report.	02/28/2021

**PROJECT: MOBILITY INNOVATIONS & INCENTIVES – EQUITY ANALYSIS**

DEPARTMENT NAME: 413 - GOODS MOVEMENT & TRANSPORTATION FINANCE DEPT.

MANAGER: ANNIE NAM

TOTAL BUDGET: \$399,232

**PROJECT DESCRIPTION**

SCAG will expand on existing mobility innovation efforts to develop a methodology to determine equity impacts of proposed mobility innovations and incentives strategies. Households of varying income levels and Disadvantaged Community stakeholders will be engaged to develop a consensus driven equity program.

**PROJECT PRODUCT(S)**

- Technical issue papers, memorandum, and/or reports on equity analysis and community engagement.
- Final report on consensus driven equity program.

TASK: **20-290.4828.01**

TASK BUDGET: \$0

TASK NAME: **MOBILITY INNOVATIONS & INCENTIVES - EQUITY ANALYSIS (FY18 SB 1 FORMULA)**

Carryover  Ongoing  PROJECT MANAGER: ANNIE NAM

**PREVIOUS ACCOMPLISHMENTS**

Initiated equity analysis and engagement of Disadvantaged Community stakeholders.

**WORK ELEMENT: 290 - RESEARCH, PLANNING AND ENGAGEMENT FOR SUSTAINABLE COMMUNITIES**

**OBJECTIVES**

This task was originally funded by FY18 SB1. In order to facilitate the timely spending of FY18 SB1, the project funding has been swapped with Regional Data Platform (280-4832). This project is now fully funded by FY19 SB1 funds (280-4828.02). The task is being kept in the FY2019-2020 OWP for record-keeping purpose. Steps and Products dates have been adjusted to match 280-4828.02.

SCAG will expand on existing mobility innovation efforts to develop a methodology to determine equity impacts of proposed mobility innovations and incentives strategies. Households of varying income levels and Disadvantaged Community stakeholders will be engaged to develop a consensus driven equity program.

**STEPS AND PRODUCTS**

Step No	Step Description	Work Type	P	T	O	Start Date	End Date
1	Development and execution of equity analysis methodology.	Staff/Consultant	<input type="checkbox"/>	<input type="checkbox"/>	<input type="checkbox"/>	07/01/2019	02/28/2021
2	Stakeholder engagement on consensus driven equity program.	Staff/Consultant	<input type="checkbox"/>	<input type="checkbox"/>	<input type="checkbox"/>	07/01/2019	02/28/2021

Product No	Product Description	Completion Date
1	Technical issue papers, memorandum, and/or reports on equity analysis and community engagement.	02/28/2021
2	Final report on consensus driven equity program.	02/28/2021

**TASK: 20-290.4828.02** **TASK BUDGET: \$399,232**  
**TASK NAME: MOBILITY INNOVATIONS & INCENTIVES - EQUITY ANALYSIS (FY19 SB 1 FORMULA)**

Carryover  Ongoing  **PROJECT MANAGER: ANNIE NAM**

**PREVIOUS ACCOMPLISHMENTS**

New Task

**OBJECTIVES**

SCAG will expand on existing mobility innovation efforts to develop a methodology to determine equity impacts of proposed mobility innovations and incentives strategies. Households of varying income levels and Disadvantaged Community stakeholders will be engaged to develop a consensus driven equity program.

**STEPS AND PRODUCTS**

Step No	Step Description	Work Type	P	T	O	Start Date	End Date
1	Development and execution of equity analysis methodology.	Staff/Consultant	<input type="checkbox"/>	<input type="checkbox"/>	<input type="checkbox"/>	07/01/2019	02/28/2021
2	Stakeholder engagement on consensus driven equity program.	Staff/Consultant	<input type="checkbox"/>	<input type="checkbox"/>	<input type="checkbox"/>	07/01/2019	02/28/2021

**WORK ELEMENT: 290 - RESEARCH, PLANNING AND ENGAGEMENT FOR SUSTAINABLE COMMUNITIES**

Product No	Product Description	Completion Date
1	Technical issue papers, memorandum, and/or reports on equity analysis and community engagement.	02/28/2021
2	Final report on consensus driven equity program.	02/28/2021

**PROJECT: INTEGRATED PASSENGER AND FREIGHT RAIL FORECAST**

**DEPARTMENT NAME:** 417 - TRANSIT/RAIL DEPT.  
**MANAGER:** PHILIP LAW **TOTAL BUDGET:** \$802,551

**PROJECT DESCRIPTION**

An integrated passenger and freight rail forecast will be developed that considers existing physical and operational constraints, use agreements, and planned capacity improvements. An advisory committee will include the region's ports, county transportation commissions, Metrolink, freights, Caltrans and other stakeholders. Planned and potential future capital improvements will be identified for inclusion in the 2020 RTP/SCS.

**PROJECT PRODUCT(S)**

Integrated passenger and freight rail forecast and identification of capital improvements to address demand.

**TASK:** 20-290.4829.01 **TASK BUDGET:** \$298,932  
**TASK NAME:** INTEGRATED PASSENGER AND FREIGHT RAIL FORECAST (FY18 SB 1 FORMULA)

Carryover  Ongoing  **PROJECT MANAGER:** STEPHEN FOX

**PREVIOUS ACCOMPLISHMENTS**

A RFP was released in December 2018 to procure a consultant.

**OBJECTIVES**

An integrated passenger and freight rail forecast will be developed that considers existing physical and operational constraints, use agreements, and planned capacity improvements. An advisory committee will include the region's ports, county transportation commissions, Metrolink, freights, Caltrans and other stakeholders. Planned and potential future capital improvements will be identified for inclusion in the 2020 RTP/SCS.

**WORK ELEMENT: 290 - RESEARCH, PLANNING AND ENGAGEMENT FOR SUSTAINABLE COMMUNITIES**

**STEPS AND PRODUCTS**

Step No	Step Description	Work Type	P	T	O	Start Date	End Date
1	Conduct agency coordination.	Consultant	<input type="checkbox"/>	<input type="checkbox"/>	<input type="checkbox"/>	07/01/2019	02/28/2020
2	Collect data and conduct baseline assessment.	Consultant	<input type="checkbox"/>	<input type="checkbox"/>	<input type="checkbox"/>	07/01/2019	09/30/2019
3	Develop integrated passenger and freight rail forecast and identify potential capital improvements to address demand.	Consultant	<input type="checkbox"/>	<input type="checkbox"/>	<input type="checkbox"/>	07/01/2019	02/28/2020
4	Provide project management, support and administration.	Staff	<input type="checkbox"/>	<input type="checkbox"/>	<input type="checkbox"/>	07/01/2019	02/28/2020

Product No	Product Description	Completion Date
1	Existing conditions and baseline technical report.	09/30/2019
2	Forecast methodology technical report and forecasting tool.	12/31/2019
3	Prep Final Report	02/28/2020

**TASK: 20-290.4829.02** **TASK BUDGET: \$503,619**  
**TASK NAME: INTEGRATED PASSENGER AND FREIGHT RAIL FORECAST (FY20 SB 1 FORMULA)**

Carryover  Ongoing  **PROJECT MANAGER: STEPHEN FOX**

**PREVIOUS ACCOMPLISHMENTS**

New Task.

**OBJECTIVES**

An integrated passenger and freight rail forecast will be developed that considers existing physical and operational constraints, use agreements, and planned capacity improvements. An advisory committee will include the region's ports, county transportation commissions, Metrolink, freights, Caltrans and other stakeholders. Planned and potential future capital improvements will be identified for inclusion in the 2020 RTP/SCS.

**WORK ELEMENT: 290 - RESEARCH, PLANNING AND ENGAGEMENT FOR SUSTAINABLE COMMUNITIES**

**STEPS AND PRODUCTS**

Step No	Step Description	Work Type	P	T	O	Start Date	End Date
1	Conduct agency coordination.	Consultant	<input type="checkbox"/>	<input type="checkbox"/>	<input type="checkbox"/>	07/01/2019	06/30/2020
2	Collect data and conduct baseline assessment.	Consultant	<input type="checkbox"/>	<input type="checkbox"/>	<input type="checkbox"/>	07/01/2019	09/30/2019
3	Develop integrated passenger and freight rail forecast and identify potential capital improvements.	Consultant	<input type="checkbox"/>	<input type="checkbox"/>	<input type="checkbox"/>	07/01/2019	06/30/2020
4	Provide project management, support and administration.	Staff	<input type="checkbox"/>	<input type="checkbox"/>	<input type="checkbox"/>	07/01/2019	06/30/2020

Product No	Product Description	Completion Date
1	Existing conditions and baseline technical report.	09/30/2019
2	Forecast methodology technical report and forecasting tool.	12/31/2019
3	Final Report.	06/30/2020

**PROJECT: HOUSING MONITORING FOR SCS**

**DEPARTMENT NAME: 428 - COMPLIANCE & PERFORMANCE MONITORING DEPT.**

**MANAGER: PING CHANG**

**TOTAL BUDGET: \$203,391**

**PROJECT DESCRIPTION**

Guidelines will be developed for reviewing updated local jurisdiction input for use as the basis for Regional Housing Needs Assessment (RHNA) allocations. The guidelines, which will consider updated demographic, economic, and land use data collected, will focus on integrating these data sets with the development of the 2020 SCS.

**PROJECT PRODUCT(S)**

- List of potential guidelines to consider when reviewing local input for the basis of RHNA allocations
- Recommendations on integration of RHNA and SCS implementation

**TASK: 20-290.4830.01**

**TASK BUDGET: \$0**

**TASK NAME: HOUSING MONITORING FOR SCS (FY18 SB 1 FORMULA)**

Carryover  Ongoing  **PROJECT MANAGER: MAAYN JOHNSON**

**PREVIOUS ACCOMPLISHMENTS**

Local input was reviewed as the basis for RHNA methodology; staff surveyed input from jurisdictions on local planning factors and fair housing strategies and reviewed input with the development pattern of the SCS.

**WORK ELEMENT: 290 - RESEARCH, PLANNING AND ENGAGEMENT FOR SUSTAINABLE COMMUNITIES**

**OBJECTIVES**

This task is anticipated to be completed in FY2018-2019 OWP. The task is being kept in the FY2019-2020 OWP for the purpose of FY18 SB1 work products collection which is scheduled for April 2020.

Guidelines will be developed for reviewing updated local jurisdiction input for use as the basis for Regional Housing Needs Assessment (RHNA) allocations. The guidelines, which will consider updated demographic, economic, and land use data collected, will focus on integrating these data sets with the development of the 2020 SCS.

**STEPS AND PRODUCTS**

Step No	Step Description	Work Type	P	T	O	Start Date	End Date
1	Integrate local planning factor and fair housing strategies information and input with RHNA	Staff	<input type="checkbox"/>	<input type="checkbox"/>	<input type="checkbox"/>	07/01/2019	06/30/2019
2	Analysis of draft RHNA allocation in relation to adopted SCS	Staff	<input type="checkbox"/>	<input type="checkbox"/>	<input type="checkbox"/>	07/01/2019	06/30/2019

Product No	Product Description	Completion Date
1	Recommendations on integration of RHNA and SCS implementation at the local level	06/30/2019

**TASK: 20-290.4830.02** **TASK BUDGET: \$203,391**  
**TASK NAME: HOUSING MONITORING FOR SCS (FY20 SB 1 FORMULA)**

Carryover  Ongoing  **PROJECT MANAGER: MAAYN JOHNSON**

**PREVIOUS ACCOMPLISHMENTS**

This is a new task for FY20 to continued the effort funded by FY18 SB1 Formula funds (290.4830.01)

**OBJECTIVES**

Guidelines will be developed for reviewing updated local jurisdiction input for use as the basis for Regional Housing Needs Assessment (RHNA) allocations. The guidelines, which will consider updated demographic, economic, and land use data collected, will focus on integrating these data sets with the development of the 2020 SCS.

**STEPS AND PRODUCTS**

Step No	Step Description	Work Type	P	T	O	Start Date	End Date
1	Integrate local planning factor and fair housing strategies information and input with RHNA.	Staff	<input type="checkbox"/>	<input type="checkbox"/>	<input type="checkbox"/>	07/01/2019	02/28/2022
2	Analysis of draft RHNA allocation in relation to adopted SCS.	Staff	<input type="checkbox"/>	<input type="checkbox"/>	<input type="checkbox"/>	07/01/2019	02/28/2022

Product No	Product Description	Completion Date
1	Recommendations on integration of RHNA and SCS.	02/28/2022



**WORK ELEMENT:** 290 - RESEARCH, PLANNING AND ENGAGEMENT FOR SUSTAINABLE COMMUNITIES

**PROJECT:** RTP/SCS LAND USE POLICY & PROGRAM DEVELOPMENT

**DEPARTMENT NAME:** 426 - SUSTAINABILITY DEPT.

**MANAGER:** JASON GREENSPAN **TOTAL BUDGET:** \$162,719

**PROJECT DESCRIPTION**

This project is to develop and implement innovative strategies to meet updated SB375 GHG reduction targets for the 2020 RTP/SCS, Connect SoCal. The work will address needs expressed by ARB and seek to meet goals of the updated CA Scoping Plan for 2030 and 2050 GHG reduction targets.

**PROJECT PRODUCT(S)**

Report outlining alternative strategies for inclusion in the 2020 RTP/SCS, Connect SoCal.

**TASK:** 20-290.4841.01 **TASK BUDGET:** \$0  
**TASK NAME:** RTP/SCS LAND USE POLICY & PROGRAM DEVELOPMENT (FY19 SB 1 FORMULA)

Carryover  Ongoing  **PROJECT MANAGER:** MARCO ANDERSON

**PREVIOUS ACCOMPLISHMENTS**

In preparation for the 2020 RTP/SCS, staff prepared a land use sensitivity test to determine what would be the order of magnitude impacts of land use changes. SCAG staff collected data on shared use mobility services and prepared information for completing the ARB Technical Methodology write-up.

**OBJECTIVES**

This task is anticipated to be completed in FY2018-2019 OWP. The task is being kept in FY2019-2020 OWP for the purpose of FY18 SB1 Work Products collection which is scheduled for April 2020.

This task will develop innovative strategies to meet updated SB375 GHG reduction targets for the 2020 RTP/SCS, Connect SoCal. The work under this task will address needs expressed by ARB and seek to meet goals of the updated CA Scoping Plan for 2030 and 2050 GHG reduction targets.

**STEPS AND PRODUCTS**

Step No	Step Description	Work Type	P	T	O	Start Date	End Date
1	Meet with ARB and other stakeholders to discuss and develop strategies	Staff	<input type="checkbox"/>	<input type="checkbox"/>	<input type="checkbox"/>	07/01/2019	06/30/2019

Product No	Product Description	Completion Date
1	Report outlining alternative strategies for inclusion in the 2020 RTP/SCS, Connect SoCal.	06/30/2019





**WORK ELEMENT: 290 - RESEARCH, PLANNING AND ENGAGEMENT FOR SUSTAINABLE COMMUNITIES**

**TASK: 20-290.4841.02** **TASK BUDGET: \$162,719**  
**TASK NAME: RTP/SCS LAND USE POLICY & PROGRAM DEVELOPMENT (FY20 SB 1 FORMULA)**

Carryover  Ongoing  **PROJECT MANAGER: MARCO ANDERSON**

**PREVIOUS ACCOMPLISHMENTS**

This is a new task for FY20 to continued the effort previously funded by FY19 SB1 Formula funds.

**OBJECTIVES**

This task will develop innovative strategies to meet updated SB375 GHG reduction targets for the 2020 RTP/SCS, Connect SoCal. The work under this task will address needs expressed by ARB and seek to meet goals of the updated CA Scoping Plan for 2030 and 2050 GHG reduction targets.

**STEPS AND PRODUCTS**

Step No	Step Description	Work Type	P	T	O	Start Date	End Date
1	Meet with ARB and other stakeholders to discuss and develop strategies.	Staff	<input type="checkbox"/>	<input checked="" type="checkbox"/>	<input type="checkbox"/>	07/01/2019	06/30/2020

Product No	Product Description	Completion Date
1	Report outlining alternative strategies for inclusion in the 2020 RTP/SCS, Connect SoCal.	06/30/2020

**PROJECT: HQTA/SUSTAINABLE COMMUNITIES INITIATIVE**

**DEPARTMENT NAME: 426 - SUSTAINABILITY DEPT.**  
**MANAGER: JASON GREENSPAN** **TOTAL BUDGET: \$248,688**

**PROJECT DESCRIPTION**

The SCAG region, home to about 18.3 million people in 2012, currently features 5.9 million households and 7.4 million jobs. By 2040, the 2016 RTP/SCS projects that these figures will increase by 3.8 million people, with nearly 1.5 million more homes and 2.4 million more jobs. The 2016 RTP/SCS projects and anticipates an overall land use pattern that reinforces the trend of focusing new housing and employment in the region's High Quality Transit Areas (HQTAs). Consensus will need to be reached to ensure these patterns can be achieved, will reinforce VMT and GHG reductions, and will support transit oriented development. A pilot project approach will be developed to identify and analyze issues that relate to integration of regional transportation and community goals and objectives in land use to better determine context-sensitive approaches for supporting growth in HQTAs in a variety of regional settings.

High-Quality Transit Areas (HQTAs) are generally walkable transit villages or corridors, consistent with the 2016 RTP/SCS and are within one half-mile of a well-served transit stop or a transit corridor with 15-minute or less service frequency during peak commute hours.

An HQTA is based on the language in SB 375 which defines:

**WORK ELEMENT: 290 - RESEARCH, PLANNING AND ENGAGEMENT FOR SUSTAINABLE COMMUNITIES**

- Major Transit Stop - A site containing an existing rail transit station, a ferry terminal served by either a bus or rail transit service, or the intersection of two or more major bus routes with a frequency of service interval of 15 minutes or less during the morning and afternoon peak commute periods (CA Public Resource Code Section 21064.3).
- HQTIC High-Quality Transit Corridor – A corridor with fixed route bus service with service intervals no longer than 15 minutes during peak commute hours.

**PROJECT PRODUCT(S)**

Coordinate with jurisdictions. Provide technical assistance.

**TASK: 20-290.4852.01** **TASK BUDGET: \$248,688**

**TASK NAME: HQTIC/SUSTAINABLE COMMUNITIES INITIATIVE (FY20 SB 1 FORMULA)**

Carryover  Ongoing  **PROJECT MANAGER: GRIEG ASHER**

**PREVIOUS ACCOMPLISHMENTS**

Previously in FY19 task was 150.4093.02. SCAG completed 5 pilot projects to identify and define HQTIC areas in 5 different cities.

**OBJECTIVES**

The SCAG region, home to about 18.3 million people in 2012, currently features 5.9 million households and 7.4 million jobs. By 2040, the 2016 RTP/SCS projects that these figures will increase by 3.8 million people, with nearly 1.5 million more homes and 2.4 million more jobs. The 2016 RTP/SCS projects and anticipates an overall land use pattern that reinforces the trend of focusing new housing and employment in the region’s High Quality Transit Areas (HQTAs). Consensus will need to be reached to ensure these patterns can be achieved, will reinforce VMT and GHG reductions, and will support transit oriented development. A pilot project approach will be developed to identify and analyze issues that relate to integration of regional transportation and community goals and objectives in land use to better determine context-sensitive approaches for supporting growth in HQTAs in a variety of regional settings .

High-Quality Transit Areas (HQTAs) are generally walkable transit villages or corridors, consistent with the 2016 RTP/SCS and are within one half-mile of a well-serviced transit stop or a transit corridor with 15-minute or less service frequency during peak commute hours.

An HQTIC is based on the language in SB 375 which defines:

- Major Transit Stop - A site containing an existing rail transit station, a ferry terminal served by either a bus or rail transit service, or the intersection of two or more major bus routes with a frequency of service interval of 15 minutes or less during the morning and afternoon peak commute periods (CA Public Resource Code Section 21064.3).
- HQTIC High-Quality Transit Corridor – A corridor with fixed route bus service with service intervals no longer than 15 minutes during peak commute hours.

**WORK ELEMENT: 290 - RESEARCH, PLANNING AND ENGAGEMENT FOR SUSTAINABLE COMMUNITIES**

**STEPS AND PRODUCTS**

Step No	Step Description	Work Type	P	T	O	Start Date	End Date
1	Coordinate with jurisdictions.	Staff/Consultant	<input type="checkbox"/>	<input checked="" type="checkbox"/>	<input type="checkbox"/>	07/01/2019	06/30/2020
2	Provide technical assistance as needed to member jurisdictions on HQTAs policies and programs.	Staff/Consultant	<input type="checkbox"/>	<input type="checkbox"/>	<input type="checkbox"/>	07/01/2019	06/30/2020

Product No	Product Description	Completion Date
1	Outreach records as applicable (e.g. agenda and materials)	06/30/2020

**PROJECT: REACH (RESEARCH & TEACHING)**

DEPARTMENT NAME: 423 - RESEARCH & ANALYSIS DEPT.

MANAGER: FRANK WEN

TOTAL BUDGET: \$448,401

**PROJECT DESCRIPTION**

To build internal staff capacity for analysis of regional planning topics which require a technical or research approach . Topics shall contribute to the RTP/SCS plan development, GHG reduction targets, address the needs of disadvantaged communities, or address other State goals such as those related to housing. REACH will expand staff's technical skills and participation in in-house research, foster state-of-the art regional planning studies, promote internal innovation in achieving the aforementioned goals, and engage with stakeholder and research communities to enhance SCAG's practices.

**PROJECT PRODUCT(S)**

Presentations of findings at various meetings and in reports, papers, or other completed work.

TASK: 20-290.4861.01

TASK BUDGET: \$448,401

TASK NAME: REACH (RESEARCH & TEACHING) (FY20 SB 1 FORMULA)

Carryover  Ongoing  PROJECT MANAGER: KEVIN KANE

**PREVIOUS ACCOMPLISHMENTS**

New Task

**OBJECTIVES**

To build internal staff capacity for analysis of regional planning topics which require a technical or research approach . Topics shall contribute to the RTP/SCS plan development, GHG reduction targets, address the needs of disadvantaged communities, or address other State goals such as those related to housing. REACH will expand staff's technical skills and participation in in-house research, foster state-of-the art regional planning studies, promote

**WORK ELEMENT: 290 - RESEARCH, PLANNING AND ENGAGEMENT FOR SUSTAINABLE COMMUNITIES**

internal innovation in achieving the aforementioned goals, and engage with stakeholder and research communities to enhance SCAG's practices.

**STEPS AND PRODUCTS**

Step No	Step Description	Work Type	P	T	O	Start Date	End Date
1	Conduct training and knowledge transfer.	Staff	<input type="checkbox"/>	<input type="checkbox"/>	<input type="checkbox"/>	07/01/2019	06/30/2020
2	Conduct data-driven analyses or regional planning topics.	Staff	<input type="checkbox"/>	<input type="checkbox"/>	<input type="checkbox"/>	07/01/2019	06/30/2020
3	Present and exchange findings (a) with stakeholder groups and (b) at research-oriented meetings and conferences.	Staff	<input type="checkbox"/>	<input checked="" type="checkbox"/>	<input checked="" type="checkbox"/>	07/01/2019	06/30/2020

Product No	Product Description	Completion Date
1	Presentation of findings at stakeholder meetings, including but not limited to working groups, technical advisory meetings, policy committee meetings, or scenario outreach meetings as well as a final report.	06/30/2020
2	Presentation of findings (including reports, papers, or other completed work) at research-oriented meetings or conferences.	06/30/2020

**PROJECT: OPEN SPACE STRATEGIC PLAN**

DEPARTMENT NAME: 426 - SUSTAINABILITY DEPT.  
 MANAGER: JASON GREENSPAN TOTAL BUDGET: \$599,985

**PROJECT DESCRIPTION**

To implement key provisions of the Regional Transportation Plan and Sustainable Communities Strategy by crafting an Open Space and Natural Lands Mitigation Program. Continue to engage partners and stakeholders on potential approaches to prioritize Open Space resources in the SCAG region. Establish approaches to implement regional Open Space related policies and recommendations.

**PROJECT PRODUCT(S)**

Report on prioritization methodology and Guidelines Working Group and stakeholder Outreach process records.

TASK: **20-290.4862.01** TASK BUDGET: \$599,985  
 TASK NAME: **REGIONAL PLANNING FOR OPEN SPACE STRATEGIC PLAN (FY19 SB 1 FORMULA)**

Carryover  Ongoing  PROJECT MANAGER: INDIA BROOKOVER



**WORK ELEMENT: 290 - RESEARCH, PLANNING AND ENGAGEMENT FOR SUSTAINABLE COMMUNITIES**

**PREVIOUS ACCOMPLISHMENTS**

New task in FY2020. Previously 065.4860.01 in FY19.

**OBJECTIVES**

Development and implementation of a suite of conservation options supporting the integration of land use strategies and transportation investments per the RTP/SCS.

Non-Profit/IHL budget for partnerships with other governmental entities, public universities, institutes of higher education, and non-profit organizations is being programmed under this task. These contracts would meet the requirements outlined in the State Contracting Manual, Section 3.06 Contracts with Other Governmental Entities and Public Universities, and Section 3.15 Contracts with Non-Profit Organizations. Additionally, institutes of higher education would meet the definition in 20 U.S.C. 1001, Chapter 28.

**STEPS AND PRODUCTS**

Step No	Step Description	Work Type	P	T	O	Start Date	End Date
1	Engage working group with partners and stakeholders.	Staff/Consultant	<input type="checkbox"/>	<input checked="" type="checkbox"/>	<input type="checkbox"/>	07/01/2019	06/30/2020
2	Collect comments and suggestions.	Staff/Consultant	<input type="checkbox"/>	<input type="checkbox"/>	<input type="checkbox"/>	07/01/2019	06/30/2020
3	Implement RTP/SCS Natural Lands (open space) component policy recommendations.	Staff/Consultant	<input type="checkbox"/>	<input type="checkbox"/>	<input type="checkbox"/>	07/01/2019	06/30/2020
4	Develop regional Greenprint framework.	Staff/Consultant	<input type="checkbox"/>	<input type="checkbox"/>	<input type="checkbox"/>	07/01/2019	06/30/2020

Product No	Product Description	Completion Date
1	Regional open space maps.	06/30/2020
2	Status report on 2016 RTP/SCS Natural Lands (open space) component implementation recommendations.	06/30/2020
3	Working group and stakeholder outreach process records (agenda and materials).	06/30/2020



**FINAL**  
**Overall Work  
Program**

**Fiscal Year 2019-2020**

**SECTION IV**  
**Budget Revenue Report**

**Southern California Association of Governments - FY 2019 - 2020 Overall Work Program - Program Revenues**

	Total	FHWA PL	FHWA PL TC	FHWA PL Carryover	FTA 5303	FTA 5303 TC	FTA 5303 Carryover	FHWA SP&R/P	FTA 5304	Federal Other	TDA	SB1 Adaptation	SB1 Competitive	SB1 Formula	State Other	In-Kind Commits	Cash/Local Other	Toll Credits Not a revenue	
<b>010</b>	<b>System Planning</b>																		
<b>010.0170</b>	<b>Regional Transportation Plan (RTP)</b>																		
010.0170.01	1,053,243	355,376	0	400,000	0	200,000	0	0	0	0	0	0	0	0	0	97,867	0	22,940	
	RTP Support, Development, and Policy Implementation																		
010.0170.08	117,635	104,142	0	0	0	0	0	0	0	0	0	0	0	0	0	13,493	0	0	
	Transportation Safety and Security																		
<b>Project Total</b>	<b>1,170,878</b>	<b>459,518</b>	<b>0</b>	<b>400,000</b>	<b>0</b>	<b>200,000</b>	<b>0</b>	<b>0</b>	<b>0</b>	<b>0</b>	<b>0</b>	<b>0</b>	<b>0</b>	<b>0</b>	<b>0</b>	<b>111,360</b>	<b>0</b>	<b>22,940</b>	
<b>010.1631</b>	<b>Congestion MGMT./Travel Demand MGMT.</b>																		
010.1631.02	420,473	372,244	0	0	0	0	0	0	0	0	0	0	0	0	0	48,229	0	0	
	Transportation Demand Management (TDM) Planning																		
010.1631.04	35,571	31,491	0	0	0	0	0	0	0	0	0	0	0	0	0	4,080	0	0	
	Congestion Management Process (CMP)																		
010.1631.05	50,000	0	0	0	0	0	0	0	0	0	50,000	0	0	0	0	0	0	0	
	TDM Strategic Plan																		
010.1631.06	250,000	0	0	0	0	250,000	0	0	0	0	0	0	0	0	0	0	0	28,675	
	TDM Strategic Plan Phase 2 - Implementation																		
<b>Project Total</b>	<b>756,044</b>	<b>403,735</b>	<b>0</b>	<b>0</b>	<b>0</b>	<b>250,000</b>	<b>0</b>	<b>0</b>	<b>0</b>	<b>0</b>	<b>50,000</b>	<b>0</b>	<b>0</b>	<b>0</b>	<b>0</b>	<b>52,309</b>	<b>0</b>	<b>28,675</b>	
<b>010.2106</b>	<b>System Management and Preservation</b>																		

**Southern California Association of Governments - FY 2019 - 2020 Overall Work Program - Program Revenues**

	Total	FHWA PL	FHWA PL TC	FHWA PL Carryover	FTA 5303	FTA 5303 TC	FTA 5303 Carryover	FHWA SP&R/P	FTA 5304	Federal Other	TDA	SB1 Adaptation	SB1 Competitive	SB1 Formula	State Other	In-Kind Commits	Cash/Local Other	Toll Credits Not a revenue	
010.2106.02	58,818	52,071	0	0	0	0	0	0	0	0	0	0	0	0	0	6,747	0	0	
System Management and Preservation																			
<b>Project Total</b>	<b>58,818</b>	<b>52,071</b>	<b>0</b>	<b>0</b>	<b>0</b>	<b>0</b>	<b>0</b>	<b>0</b>	<b>0</b>	<b>0</b>	<b>0</b>	<b>0</b>	<b>0</b>	<b>0</b>	<b>0</b>	<b>6,747</b>	<b>0</b>	<b>0</b>	
<b>W.E. Total</b>	<b>1,985,740</b>	<b>915,324</b>	<b>0</b>	<b>400,000</b>	<b>0</b>	<b>450,000</b>	<b>0</b>	<b>0</b>	<b>0</b>	<b>0</b>	<b>50,000</b>	<b>0</b>	<b>0</b>	<b>0</b>	<b>0</b>	<b>170,416</b>	<b>0</b>	<b>51,615</b>	
<b>015</b>	<b>Transportation Finance</b>																		
<b>015.0159</b>	<b>Transportation Finance</b>																		
015.0159.01	663,541	298,902	0	200,000	0	100,000	0	0	0	0	0	0	0	0	0	64,639	0	11,470	
RTP Financial Planning																			
015.0159.02	223,385	109,232	0	0	0	100,000	0	0	0	0	0	0	0	0	0	14,153	0	11,470	
Transportation User Fee - Planning Groundwork Project Phase II																			
015.0159.04	343,888	83,119	0	0	0	250,000	0	0	0	0	0	0	0	0	0	10,769	0	28,675	
Value Pricing Project Management Assistance																			
<b>Project Total</b>	<b>1,230,814</b>	<b>491,253</b>	<b>0</b>	<b>200,000</b>	<b>0</b>	<b>450,000</b>	<b>0</b>	<b>0</b>	<b>0</b>	<b>0</b>	<b>0</b>	<b>0</b>	<b>0</b>	<b>0</b>	<b>0</b>	<b>89,561</b>	<b>0</b>	<b>51,615</b>	
<b>W.E. Total</b>	<b>1,230,814</b>	<b>491,253</b>	<b>0</b>	<b>200,000</b>	<b>0</b>	<b>450,000</b>	<b>0</b>	<b>0</b>	<b>0</b>	<b>0</b>	<b>0</b>	<b>0</b>	<b>0</b>	<b>0</b>	<b>0</b>	<b>89,561</b>	<b>0</b>	<b>51,615</b>	
<b>020</b>	<b>Environmental Planning</b>																		
<b>020.0161</b>	<b>Environmental Compliance</b>																		
020.0161.04	1,479,935	379,006	0	0	0	600,000	400,000	0	0	0	0	0	0	0	0	100,929	0	68,820	
Environmental Compliance, Coordination & Outreach																			
020.0161.05	132,992	117,737	0	0	0	0	0	0	0	0	0	0	0	0	0	15,255	0	0	
Intergovernmental Review (IGR)																			
020.0161.06	157,829	139,726	0	0	0	0	0	0	0	0	0	0	0	0	0	18,103	0	0	
Environmental Justice Outreach and Policy Coordination																			



**Southern California Association of Governments - FY 2019 - 2020 Overall Work Program - Program Revenues**

	Total	FHWA PL	FHWA PL TC	FHWA PL Carryover	FTA 5303	FTA 5303 TC	FTA 5303 Carryover	FHWA SP&R/P	FTA 5304	Federal Other	TDA	SB1 Adaptation	SB1 Competitive	SB1 Formula	State Other	In-Kind Commits	Cash/Local Other	Toll Credits Not a revenue	
<b>Project Total</b>	<b>1,770,756</b>	<b>636,469</b>	<b>0</b>	<b>0</b>	<b>0</b>	<b>600,000</b>	<b>400,000</b>	<b>0</b>	<b>0</b>	<b>0</b>	<b>0</b>	<b>0</b>	<b>0</b>	<b>0</b>	<b>0</b>	<b>134,287</b>	<b>0</b>	<b>68,820</b>	
<b>W.E. Total</b>	<b>1,770,756</b>	<b>636,469</b>	<b>0</b>	<b>0</b>	<b>0</b>	<b>600,000</b>	<b>400,000</b>	<b>0</b>	<b>0</b>	<b>0</b>	<b>0</b>	<b>0</b>	<b>0</b>	<b>0</b>	<b>0</b>	<b>134,287</b>	<b>0</b>	<b>68,820</b>	
<b>025</b>	<b>Air Quality and Conformity</b>																		
<b>025.0164</b>	<b>Air Quality Planning and Conformity</b>																		
025.0164.01	595,305	327,023	0	200,000	0	0	0	0	0	0	0	0	0	0	0	68,282	0	0	
Air Quality Planning and Conformity																			
<b>Project Total</b>	<b>595,305</b>	<b>327,023</b>	<b>0</b>	<b>200,000</b>	<b>0</b>	<b>0</b>	<b>0</b>	<b>0</b>	<b>0</b>	<b>0</b>	<b>0</b>	<b>0</b>	<b>0</b>	<b>0</b>	<b>0</b>	<b>68,282</b>	<b>0</b>	<b>0</b>	
<b>W.E. Total</b>	<b>595,305</b>	<b>327,023</b>	<b>0</b>	<b>200,000</b>	<b>0</b>	<b>0</b>	<b>0</b>	<b>0</b>	<b>0</b>	<b>0</b>	<b>0</b>	<b>0</b>	<b>0</b>	<b>0</b>	<b>0</b>	<b>68,282</b>	<b>0</b>	<b>0</b>	
<b>030</b>	<b>Federal Transportation Improvement Program (FTIP)</b>																		
<b>030.0146</b>	<b>Federal Transportation Improvement Program</b>																		
030.0146.02	2,835,385	1,110,166	0	0	0	0	1,400,000	0	0	0	0	0	0	0	0	325,219	0	0	
Federal Transportation Improvement Program																			
<b>Project Total</b>	<b>2,835,385</b>	<b>1,110,166</b>	<b>0</b>	<b>0</b>	<b>0</b>	<b>0</b>	<b>1,400,000</b>	<b>0</b>	<b>0</b>	<b>0</b>	<b>0</b>	<b>0</b>	<b>0</b>	<b>0</b>	<b>0</b>	<b>325,219</b>	<b>0</b>	<b>0</b>	
<b>W.E. Total</b>	<b>2,835,385</b>	<b>1,110,166</b>	<b>0</b>	<b>0</b>	<b>0</b>	<b>0</b>	<b>1,400,000</b>	<b>0</b>	<b>0</b>	<b>0</b>	<b>0</b>	<b>0</b>	<b>0</b>	<b>0</b>	<b>0</b>	<b>325,219</b>	<b>0</b>	<b>0</b>	
<b>045</b>	<b>Geographic Information System (GIS)</b>																		
<b>045.0142</b>	<b>Application Development</b>																		
045.0142.05	298,642	264,387	0	0	0	0	0	0	0	0	0	0	0	0	0	34,255	0	0	
Advanced Technical Support																			
045.0142.12	410,361	323,454	0	0	0	45,000	0	0	0	0	0	0	0	0	0	41,907	0	5,162	
Enterprise GIS (EGIS) Implementation - Maint. & Support																			

**Southern California Association of Governments - FY 2019 - 2020 Overall Work Program - Program Revenues**

	Total	FHWA PL	FHWA PL TC	FHWA PL Carryover	FTA 5303	FTA 5303 TC	FTA 5303 Carryover	FHWA SP&R/P	FTA 5304	Federal Other	TDA	SB1 Adaptation	SB1 Competitive	SB1 Formula	State Other	In-Kind Commits	Cash/Local Other	Toll Credits Not a revenue	
045.0142.17	280,499	248,325	0	0	0	0	0	0	0	0	0	0	0	0	0	32,174	0	0	
QA Requirements and Documentation																			
045.0142.22	958,644	387,035	0	400,000	0	69,640	0	0	0	0	0	0	0	0	0	101,969	0	7,988	
Planning System Development																			
045.0142.23	193,087	131,101	0	0	0	45,000	0	0	0	0	0	0	0	0	0	16,986	0	5,162	
Enterprise GIS (EGIS) Implementation - Capitalized Software																			
045.0142.24	30,000	0	0	0	0	30,000	0	0	0	0	0	0	0	0	0	0	0	3,441	
FTIP System Enhancement, Maint. & Support - Capitalized Software																			
045.0142.25	278,446	18,855	0	0	0	257,148	0	0	0	0	0	0	0	0	0	2,443	0	29,495	
FTIP System																			
<b>Project Total</b>	<b>2,449,679</b>	<b>1,373,157</b>	<b>0</b>	<b>400,000</b>	<b>0</b>	<b>446,788</b>	<b>0</b>	<b>0</b>	<b>0</b>	<b>0</b>	<b>0</b>	<b>0</b>	<b>0</b>	<b>0</b>	<b>0</b>	<b>229,734</b>	<b>0</b>	<b>51,248</b>	
<b>045.0694</b>	<b>GIS Development and Applications</b>																		
045.0694.01	102,807	91,015	0	0	0	0	0	0	0	0	0	0	0	0	0	11,792	0	0	
GIS Development and Applications																			
045.0694.02	286,090	93,921	0	0	0	180,000	0	0	0	0	0	0	0	0	0	12,169	0	20,646	
Enterprise GIS System Maintenance and Support																			
045.0694.03	286,704	253,819	0	0	0	0	0	0	0	0	0	0	0	0	0	32,885	0	0	
Professional GIS Services Program Support																			
045.0694.04	316,160	279,896	0	0	0	0	0	0	0	0	0	0	0	0	0	36,264	0	0	
GIS Programming and Automation																			
045.0694.05	172,792	152,972	0	0	0	0	0	0	0	0	0	0	0	0	0	19,820	0	0	
GIS Technical Support & Training for Plan and Program Development																			
045.0694.06	68,423	60,574	0	0	0	0	0	0	0	0	0	0	0	0	0	7,849	0	0	
Enterprise GIS Governance and Development																			

**Southern California Association of Governments - FY 2019 - 2020 Overall Work Program - Program Revenues**

	Total	FHWA PL	FHWA PL TC	FHWA PL Carryover	FTA 5303	FTA 5303 TC	FTA 5303 Carryover	FHWA SP&R/P	FTA 5304	Federal Other	TDA	SB1 Adaptation	SB1 Competitive	SB1 Formula	State Other	In-Kind Commits	Cash/Local Other	Toll Credits Not a revenue
<b>Project Total</b>	<b>1,232,976</b>	<b>932,197</b>	<b>0</b>	<b>0</b>	<b>0</b>	<b>180,000</b>	<b>0</b>	<b>0</b>	<b>0</b>	<b>0</b>	<b>0</b>	<b>0</b>	<b>0</b>	<b>0</b>	<b>0</b>	<b>120,779</b>	<b>0</b>	<b>20,646</b>
<b>W.E. Total</b>	<b>3,682,655</b>	<b>2,305,354</b>	<b>0</b>	<b>400,000</b>	<b>0</b>	<b>626,788</b>	<b>0</b>	<b>0</b>	<b>0</b>	<b>0</b>	<b>0</b>	<b>0</b>	<b>0</b>	<b>0</b>	<b>0</b>	<b>350,513</b>	<b>0</b>	<b>71,894</b>
<b>050</b>	<b>Active Transportation Planning</b>																	
<b>050.0169</b>	<b>Active Transportation Planning</b>																	
050.0169.01	830,146	602,133	0	0	0	150,000	0	0	0	0	0	0	0	0	0	78,013	0	17,205
	RTP/SCS Active Transportation Development & Implementation																	
050.0169.02	617,510	546,681	0	0	0	0	0	0	0	0	0	0	0	0	0	70,829	0	0
	Active Transportation Safety																	
050.0169.06	875,239	386,319	0	0	0	100,000	300,000	0	0	0	0	0	0	0	0	88,920	0	11,470
	Active Transportation Program																	
050.0169.07	200,000	0	0	0	0	200,000	0	0	0	0	0	0	0	0	0	0	0	22,940
	SCAG Regional Active Transportation Data Partnership Platform																	
050.0169.08	451,193	355,176	0	0	44,265	0	0	0	0	0	5,735	0	0	0	0	46,017	0	0
	Public Health																	
<b>Project Total</b>	<b>2,974,088</b>	<b>1,890,309</b>	<b>0</b>	<b>0</b>	<b>44,265</b>	<b>450,000</b>	<b>300,000</b>	<b>0</b>	<b>0</b>	<b>0</b>	<b>5,735</b>	<b>0</b>	<b>0</b>	<b>0</b>	<b>0</b>	<b>283,779</b>	<b>0</b>	<b>51,615</b>
<b>W.E. Total</b>	<b>2,974,088</b>	<b>1,890,309</b>	<b>0</b>	<b>0</b>	<b>44,265</b>	<b>450,000</b>	<b>300,000</b>	<b>0</b>	<b>0</b>	<b>0</b>	<b>5,735</b>	<b>0</b>	<b>0</b>	<b>0</b>	<b>0</b>	<b>283,779</b>	<b>0</b>	<b>51,615</b>
<b>055</b>	<b>Regional Forecasting, Socioeconomic Technical &amp; Policy Analysis</b>																	
<b>055.0133</b>	<b>Integrated Growth Forecasts</b>																	
055.0133.06	396,180	217,943	0	0	0	150,000	0	0	0	0	0	0	0	0	0	28,237	0	17,205
	University Partnership & Collaboration																	
<b>Project Total</b>	<b>396,180</b>	<b>217,943</b>	<b>0</b>	<b>0</b>	<b>0</b>	<b>150,000</b>	<b>0</b>	<b>0</b>	<b>0</b>	<b>0</b>	<b>0</b>	<b>0</b>	<b>0</b>	<b>0</b>	<b>0</b>	<b>28,237</b>	<b>0</b>	<b>17,205</b>

**Southern California Association of Governments - FY 2019 - 2020 Overall Work Program - Program Revenues**

	<b>Total</b>	<b>FHWA PL</b>	<b>FHWA PL TC</b>	<b>FHWA PL Carryover</b>	<b>FTA 5303</b>	<b>FTA 5303 TC</b>	<b>FTA 5303 Carryover</b>	<b>FHWA SP&amp;R/P</b>	<b>FTA 5304</b>	<b>Federal Other</b>	<b>TDA</b>	<b>SB1 Adaptation</b>	<b>SB1 Competitive</b>	<b>SB1 Formula</b>	<b>State Other</b>	<b>In-Kind Commits</b>	<b>Cash/Local Other</b>	<b>Toll Credits Not a revenue</b>	
<b>055.0704</b>	<b>Region Wide Data Collection &amp; Analysis</b>																		
055.0704.02	1,371,520	548,259	0	0	0	0	568,210	0	0	0	110,400	0	0	0	0	144,651	0	0	
Region-Wide Data Coordination																			
<b>Project Total</b>	<b>1,371,520</b>	<b>548,259</b>	<b>0</b>	<b>0</b>	<b>0</b>	<b>0</b>	<b>568,210</b>	<b>0</b>	<b>0</b>	<b>0</b>	<b>110,400</b>	<b>0</b>	<b>0</b>	<b>0</b>	<b>0</b>	<b>144,651</b>	<b>0</b>	<b>0</b>	
<b>055.1531</b>	<b>Southern California Economic Growth Strategy</b>																		
055.1531.01	108,791	29,915	0	0	0	75,000	0	0	0	0	0	0	0	0	0	3,876	0	8,603	
Southern California Economic Growth Strategy																			
055.1531.02	115,522	35,874	0	0	0	75,000	0	0	0	0	0	0	0	0	0	4,648	0	8,603	
Economic Analysis of Transportation Planning Activities & Investments																			
<b>Project Total</b>	<b>224,313</b>	<b>65,789</b>	<b>0</b>	<b>0</b>	<b>0</b>	<b>150,000</b>	<b>0</b>	<b>0</b>	<b>0</b>	<b>0</b>	<b>0</b>	<b>0</b>	<b>0</b>	<b>0</b>	<b>0</b>	<b>8,524</b>	<b>0</b>	<b>17,206</b>	
<b>055.4856</b>	<b>Scenario Planning &amp; Local Input: Pathways to the 2020 RTP/SCS</b>																		
055.4856.01	709,653	362,665	0	0	0	300,000	0	0	0	0	0	0	0	0	0	46,988	0	34,410	
Regional Growth and Policy Analysis																			
055.4856.02	378,052	334,689	0	0	0	0	0	0	0	0	0	0	0	0	0	43,363	0	0	
Outreach and Technical Collaboration																			
055.4856.04	281,273	120,642	0	0	0	0	0	0	0	0	100,000	0	0	0	0	15,631	45,000	0	
Tax Increment Financing for Sustainable Growth																			
<b>Project Total</b>	<b>1,368,978</b>	<b>817,996</b>	<b>0</b>	<b>0</b>	<b>0</b>	<b>300,000</b>	<b>0</b>	<b>0</b>	<b>0</b>	<b>0</b>	<b>100,000</b>	<b>0</b>	<b>0</b>	<b>0</b>	<b>0</b>	<b>105,982</b>	<b>45,000</b>	<b>34,410</b>	
<b>W.E. Total</b>	<b>3,360,991</b>	<b>1,649,987</b>	<b>0</b>	<b>0</b>	<b>0</b>	<b>600,000</b>	<b>568,210</b>	<b>0</b>	<b>0</b>	<b>0</b>	<b>210,400</b>	<b>0</b>	<b>0</b>	<b>0</b>	<b>0</b>	<b>287,394</b>	<b>45,000</b>	<b>68,821</b>	
<b>060</b>	<b>Corridor Planning</b>																		
<b>060.0124</b>	<b>Corridor Planning</b>																		

**Southern California Association of Governments - FY 2019 - 2020 Overall Work Program - Program Revenues**

	<b>Total</b>	<b>FHWA PL</b>	<b>FHWA PL TC</b>	<b>FHWA PL Carryover</b>	<b>FTA 5303</b>	<b>FTA 5303 TC</b>	<b>FTA 5303 Carryover</b>	<b>FHWA SP&amp;R/P</b>	<b>FTA 5304</b>	<b>Federal Other</b>	<b>TDA</b>	<b>SB1 Adaptation</b>	<b>SB1 Competitive</b>	<b>SB1 Formula</b>	<b>State Other</b>	<b>In-Kind Commits</b>	<b>Cash/Local Other</b>	<b>Toll Credits Not a revenue</b>
060.0124.01	156,586	138,625	0	0	0	0	0	0	0	0	0	0	0	0	0	17,961	0	0
Corridor Planning																		
<b>Project Total</b>	<b>156,586</b>	<b>138,625</b>	<b>0</b>	<b>0</b>	<b>0</b>	<b>0</b>	<b>0</b>	<b>0</b>	<b>0</b>	<b>0</b>	<b>0</b>	<b>0</b>	<b>0</b>	<b>0</b>	<b>0</b>	<b>17,961</b>	<b>0</b>	<b>0</b>
<b>W.E. Total</b>	<b>156,586</b>	<b>138,625</b>	<b>0</b>	<b>0</b>	<b>0</b>	<b>0</b>	<b>0</b>	<b>0</b>	<b>0</b>	<b>0</b>	<b>0</b>	<b>0</b>	<b>0</b>	<b>0</b>	<b>0</b>	<b>17,961</b>	<b>0</b>	<b>0</b>
<b>065</b>	<b>Sustainability Program</b>																	
<b>065.0137</b>	<b>Sustainability Program</b>																	
065.0137.07	93,346	82,639	0	0	0	0	0	0	0	0	0	0	0	0	0	10,707	0	0
Local Technical Assistance and Toolbox Tuesdays																		
065.0137.08	117,168	103,728	0	0	0	0	0	0	0	0	0	0	0	0	0	13,440	0	0
Sustainability Recognition Awards																		
065.0137.09	153,798	105,171	0	0	0	35,000	0	0	0	0	0	0	0	0	0	13,627	0	4,015
Sustainability Joint Work Programs Implementation																		
065.0137.10	141,743	0	0	0	0	0	0	0	0	0	141,743	0	0	0	0	0	0	0
Civic Sparks Program																		
065.0137.12	641,344	0	0	0	0	0	0	0	0	0	641,344	0	0	0	0	0	0	0
Electric Vehicle (EV) Program Readiness Strategies																		
<b>Project Total</b>	<b>1,147,399</b>	<b>291,538</b>	<b>0</b>	<b>0</b>	<b>0</b>	<b>35,000</b>	<b>0</b>	<b>0</b>	<b>0</b>	<b>0</b>	<b>783,087</b>	<b>0</b>	<b>0</b>	<b>0</b>	<b>0</b>	<b>37,774</b>	<b>0</b>	<b>4,015</b>
<b>065.2663</b>	<b>Transportation Land Use Planning</b>																	
065.2663.03	125,104	110,754	0	0	0	0	0	0	0	0	0	0	0	0	0	14,350	0	0
2050 Pathways																		
<b>Project Total</b>	<b>125,104</b>	<b>110,754</b>	<b>0</b>	<b>0</b>	<b>0</b>	<b>0</b>	<b>0</b>	<b>0</b>	<b>0</b>	<b>0</b>	<b>0</b>	<b>0</b>	<b>0</b>	<b>0</b>	<b>0</b>	<b>14,350</b>	<b>0</b>	<b>0</b>
<b>065.4092</b>	<b>GHG Adaptation Framework</b>																	

**Southern California Association of Governments - FY 2019 - 2020 Overall Work Program - Program Revenues**

	Total	FHWA PL	FHWA PL TC	FHWA PL Carryover	FTA 5303	FTA 5303 TC	FTA 5303 Carryover	FHWA SP&R/P	FTA 5304	Federal Other	TDA	SB1 Adaptation	SB1 Competitive	SB1 Formula	State Other	In-Kind Commits	Cash/Local Other	Toll Credits Not a revenue	
065.4092.01	154,510	69,592	0	0	0	75,901	0	0	0	0	0	0	0	0	0	9,017	0	8,706	
Adaptation Analysis																			
<b>Project Total</b>	<b>154,510</b>	<b>69,592</b>	<b>0</b>	<b>0</b>	<b>0</b>	<b>75,901</b>	<b>0</b>	<b>0</b>	<b>0</b>	<b>0</b>	<b>0</b>	<b>0</b>	<b>0</b>	<b>0</b>	<b>0</b>	<b>9,017</b>	<b>0</b>	<b>8,706</b>	
<b>065.4853 Greenhouse Gas Reduction Fund (GGRF) Technical Assistance</b>																			
065.4853.01	75,391	66,743	0	0	0	0	0	0	0	0	0	0	0	0	0	8,648	0	0	
Greenhouse Gas Reduction Fund (GGRF) Technical Assistance																			
<b>Project Total</b>	<b>75,391</b>	<b>66,743</b>	<b>0</b>	<b>0</b>	<b>0</b>	<b>0</b>	<b>0</b>	<b>0</b>	<b>0</b>	<b>0</b>	<b>0</b>	<b>0</b>	<b>0</b>	<b>0</b>	<b>0</b>	<b>8,648</b>	<b>0</b>	<b>0</b>	
<b>065.4855 Mobility Innovations/Technology Study</b>																			
065.4855.01	93,975	0	0	0	0	0	0	0	0	0	93,975	0	0	0	0	0	0	0	
Mobility Innovations/Technology Study																			
065.4855.02	24,255	0	0	0	0	0	0	0	0	0	24,255	0	0	0	0	0	0	0	
Ride hailing Data Collection and Analysis (SANDAG Grant Partnership)																			
<b>Project Total</b>	<b>118,230</b>	<b>0</b>	<b>0</b>	<b>0</b>	<b>0</b>	<b>0</b>	<b>0</b>	<b>0</b>	<b>0</b>	<b>0</b>	<b>118,230</b>	<b>0</b>	<b>0</b>	<b>0</b>	<b>0</b>	<b>0</b>	<b>0</b>	<b>0</b>	
<b>065.4858 Regional Resiliency Analysis</b>																			
065.4858.01	349,324	87,931	0	0	0	250,000	0	0	0	0	0	0	0	0	0	11,393	0	28,675	
Regional Resiliency Analysis																			
<b>Project Total</b>	<b>349,324</b>	<b>87,931</b>	<b>0</b>	<b>0</b>	<b>0</b>	<b>250,000</b>	<b>0</b>	<b>0</b>	<b>0</b>	<b>0</b>	<b>0</b>	<b>0</b>	<b>0</b>	<b>0</b>	<b>0</b>	<b>11,393</b>	<b>0</b>	<b>28,675</b>	
<b>W.E. Total</b>	<b>1,969,958</b>	<b>626,558</b>	<b>0</b>	<b>0</b>	<b>0</b>	<b>360,901</b>	<b>0</b>	<b>0</b>	<b>0</b>	<b>0</b>	<b>901,317</b>	<b>0</b>	<b>0</b>	<b>0</b>	<b>0</b>	<b>81,182</b>	<b>0</b>	<b>41,396</b>	
<b>070</b>	<b>Modeling</b>																		
<b>070.0130 Regional Transp. Model Development and Maintenance</b>																			
070.0130.10	1,195,106	489,399	0	303,038	0	300,000	0	0	0	0	0	0	0	0	0	102,669	0	34,410	
Model Enhancement and Maintenance																			

**Southern California Association of Governments - FY 2019 - 2020 Overall Work Program - Program Revenues**

	Total	FHWA PL	FHWA PL TC	FHWA PL Carryover	FTA 5303	FTA 5303 TC	FTA 5303 Carryover	FHWA SP&R/P	FTA 5304	Federal Other	TDA	SB1 Adaptation	SB1 Competitive	SB1 Formula	State Other	In-Kind Commits	Cash/Local Other	Toll Credits Not a revenue
070.0130.13	417,688	369,779	0	0	0	0	0	0	0	0	0	0	0	0	0	47,909	0	0
Activity-Based Model (ABM) Development and Support																		
<b>Project Total</b>	<b>1,612,794</b>	<b>859,178</b>	<b>0</b>	<b>303,038</b>	<b>0</b>	<b>300,000</b>	<b>0</b>	<b>0</b>	<b>0</b>	<b>0</b>	<b>0</b>	<b>0</b>	<b>0</b>	<b>0</b>	<b>0</b>	<b>150,578</b>	<b>0</b>	<b>34,410</b>
<b>070.0132</b>	<b>Regional and Subregional Model Coordination/Outreach</b>																	
070.0132.01	189,175	167,476	0	0	0	0	0	0	0	0	0	0	0	0	0	21,699	0	0
Subregional Model Development, Coordination and Outreach																		
070.0132.04	340,438	301,389	0	0	0	0	0	0	0	0	0	0	0	0	0	39,049	0	0
Regional Modeling Coordination and Modeling Task Force																		
070.0132.08	598,019	529,426	0	0	0	0	0	0	0	0	0	0	0	0	0	68,593	0	0
Model Data Distribution and Support																		
<b>Project Total</b>	<b>1,127,632</b>	<b>998,291</b>	<b>0</b>	<b>0</b>	<b>0</b>	<b>0</b>	<b>0</b>	<b>0</b>	<b>0</b>	<b>0</b>	<b>0</b>	<b>0</b>	<b>0</b>	<b>0</b>	<b>0</b>	<b>129,341</b>	<b>0</b>	<b>0</b>
<b>070.0147</b>	<b>Model Application &amp; Analysis</b>																	
070.0147.01	1,222,952	582,679	0	0	0	0	500,000	0	0	0	0	0	0	0	0	140,273	0	0
RTP Modeling, Coordination and Analysis																		
070.0147.02	195,799	173,340	0	0	0	0	0	0	0	0	0	0	0	0	0	22,459	0	0
FTIP Modeling, Coordination and Analysis																		
070.0147.03	336,553	297,950	0	0	0	0	0	0	0	0	0	0	0	0	0	38,603	0	0
Special Planning Studies Modeling and Analysis																		
<b>Project Total</b>	<b>1,755,304</b>	<b>1,053,969</b>	<b>0</b>	<b>0</b>	<b>0</b>	<b>0</b>	<b>500,000</b>	<b>0</b>	<b>0</b>	<b>0</b>	<b>0</b>	<b>0</b>	<b>0</b>	<b>0</b>	<b>0</b>	<b>201,335</b>	<b>0</b>	<b>0</b>
<b>070.2665</b>	<b>Scenario Planning and Growth Forecasting</b>																	
070.2665.01	1,109,391	482,951	0	300,000	0	225,000	0	0	0	0	0	0	0	0	0	101,440	0	25,808
Scenario Planning and Modeling																		

**Southern California Association of Governments - FY 2019 - 2020 Overall Work Program - Program Revenues**

	Total	FHWA PL	FHWA PL TC	FHWA PL Carryover	FTA 5303	FTA 5303 TC	FTA 5303 Carryover	FHWA SP&R/P	FTA 5304	Federal Other	TDA	SB1 Adaptation	SB1 Competitive	SB1 Formula	State Other	In-Kind Commits	Cash/Local Other	Toll Credits Not a revenue
070.2665.02	1,340,226	586,502	0	0	0	0	600,000	0	0	0	0	0	0	0	0	153,724	0	0
Growth Forecasting - Development, Outreach, and Collaboration																		
<b>Project Total</b>	<b>2,449,617</b>	<b>1,069,453</b>	<b>0</b>	<b>300,000</b>	<b>0</b>	<b>225,000</b>	<b>600,000</b>	<b>0</b>	<b>0</b>	<b>0</b>	<b>0</b>	<b>0</b>	<b>0</b>	<b>0</b>	<b>0</b>	<b>255,164</b>	<b>0</b>	<b>25,808</b>
<b>070.4851</b>	<b>Cloud Infrastructure</b>																	
070.4851.01	687,947	89,784	0	0	433,203	97,200	0	0	0	0	56,127	0	0	0	0	11,633	0	11,149
Cloud Infrastructure																		
<b>Project Total</b>	<b>687,947</b>	<b>89,784</b>	<b>0</b>	<b>0</b>	<b>433,203</b>	<b>97,200</b>	<b>0</b>	<b>0</b>	<b>0</b>	<b>0</b>	<b>56,127</b>	<b>0</b>	<b>0</b>	<b>0</b>	<b>0</b>	<b>11,633</b>	<b>0</b>	<b>11,149</b>
<b>W.E. Total</b>	<b>7,633,294</b>	<b>4,070,675</b>	<b>0</b>	<b>603,038</b>	<b>433,203</b>	<b>622,200</b>	<b>1,100,000</b>	<b>0</b>	<b>0</b>	<b>0</b>	<b>56,127</b>	<b>0</b>	<b>0</b>	<b>0</b>	<b>0</b>	<b>748,051</b>	<b>0</b>	<b>71,367</b>
<b>080</b>	<b>Performance Assessment &amp; Monitoring</b>																	
<b>080.0153</b>	<b>Performance Assessment &amp; Monitoring</b>																	
080.0153.04	561,208	399,454	0	0	97,383	0	0	0	0	0	12,617	0	0	0	0	51,754	0	0
Regional Assessment																		
<b>Project Total</b>	<b>561,208</b>	<b>399,454</b>	<b>0</b>	<b>0</b>	<b>97,383</b>	<b>0</b>	<b>0</b>	<b>0</b>	<b>0</b>	<b>0</b>	<b>12,617</b>	<b>0</b>	<b>0</b>	<b>0</b>	<b>0</b>	<b>51,754</b>	<b>0</b>	<b>0</b>
<b>080.4854</b>	<b>RTP/SCS Performance Monitoring</b>																	
080.4854.01	368,372	326,119	0	0	0	0	0	0	0	0	0	0	0	0	0	42,253	0	0
RTP/SCS Performance Monitoring																		
<b>Project Total</b>	<b>368,372</b>	<b>326,119</b>	<b>0</b>	<b>0</b>	<b>0</b>	<b>0</b>	<b>0</b>	<b>0</b>	<b>0</b>	<b>0</b>	<b>0</b>	<b>0</b>	<b>0</b>	<b>0</b>	<b>0</b>	<b>42,253</b>	<b>0</b>	<b>0</b>
<b>W.E. Total</b>	<b>929,580</b>	<b>725,573</b>	<b>0</b>	<b>0</b>	<b>97,383</b>	<b>0</b>	<b>0</b>	<b>0</b>	<b>0</b>	<b>0</b>	<b>12,617</b>	<b>0</b>	<b>0</b>	<b>0</b>	<b>0</b>	<b>94,007</b>	<b>0</b>	<b>0</b>
<b>090</b>	<b>Public Information &amp; Communications</b>																	
<b>090.0148</b>	<b>Public Information and Communication</b>																	



**Southern California Association of Governments - FY 2019 - 2020 Overall Work Program - Program Revenues**

	Total	FHWA PL	FHWA PL TC	FHWA PL Carryover	FTA 5303	FTA 5303 TC	FTA 5303 Carryover	FHWA SP&R/P	FTA 5304	Federal Other	TDA	SB1 Adaptation	SB1 Competitive	SB1 Formula	State Other	In-Kind Commits	Cash/Local Other	Toll Credits Not a revenue	
090.0148.01	2,842,003	1,003,475	0	0	0	466,000	1,100,000	0	0	0	0	0	0	0	0	272,528	0	53,451	
Public Information and Communication																			
090.0148.02	943,303	389,031	0	300,000	0	165,000	0	0	0	0	0	0	0	0	0	89,272	0	18,926	
Media Support for Planning Activities																			
<b>Project Total</b>	<b>3,785,306</b>	<b>1,392,506</b>	<b>0</b>	<b>300,000</b>	<b>0</b>	<b>631,000</b>	<b>1,100,000</b>	<b>0</b>	<b>0</b>	<b>0</b>	<b>0</b>	<b>0</b>	<b>0</b>	<b>0</b>	<b>0</b>	<b>361,800</b>	<b>0</b>	<b>72,377</b>	
<b>W.E. Total</b>	<b>3,785,306</b>	<b>1,392,506</b>	<b>0</b>	<b>300,000</b>	<b>0</b>	<b>631,000</b>	<b>1,100,000</b>	<b>0</b>	<b>0</b>	<b>0</b>	<b>0</b>	<b>0</b>	<b>0</b>	<b>0</b>	<b>0</b>	<b>361,800</b>	<b>0</b>	<b>72,377</b>	
<b>095</b>	<b>Regional Outreach and Public Participation</b>																		
<b>095.1533</b>	<b>Regional Transportation Plan Development Outreach</b>																		
095.1533.01	617,666	259,097	0	0	0	325,000	0	0	0	0	0	0	0	0	0	33,569	0	37,278	
Regional Transportation Plan Outreach																			
095.1533.02	1,087,730	0	0	0	0	0	0	0	0	1,087,730	0	0	0	0	0	0	0	0	
Regional Planning & Policy Intern Program																			
<b>Project Total</b>	<b>1,705,396</b>	<b>259,097</b>	<b>0</b>	<b>0</b>	<b>0</b>	<b>325,000</b>	<b>0</b>	<b>0</b>	<b>0</b>	<b>0</b>	<b>1,087,730</b>	<b>0</b>	<b>0</b>	<b>0</b>	<b>0</b>	<b>33,569</b>	<b>0</b>	<b>37,278</b>	
<b>095.1633</b>	<b>Regional Outreach and Public Participation</b>																		
095.1633.01	2,416,376	1,039,217	0	0	0	0	1,100,000	0	0	0	0	0	0	0	0	277,159	0	0	
Public Involvement																			
<b>Project Total</b>	<b>2,416,376</b>	<b>1,039,217</b>	<b>0</b>	<b>0</b>	<b>0</b>	<b>0</b>	<b>1,100,000</b>	<b>0</b>	<b>0</b>	<b>0</b>	<b>0</b>	<b>0</b>	<b>0</b>	<b>0</b>	<b>0</b>	<b>277,159</b>	<b>0</b>	<b>0</b>	
<b>W.E. Total</b>	<b>4,121,772</b>	<b>1,298,314</b>	<b>0</b>	<b>0</b>	<b>0</b>	<b>325,000</b>	<b>1,100,000</b>	<b>0</b>	<b>0</b>	<b>0</b>	<b>1,087,730</b>	<b>0</b>	<b>0</b>	<b>0</b>	<b>0</b>	<b>310,728</b>	<b>0</b>	<b>37,278</b>	
<b>100</b>	<b>Intelligent Transportation Systems (ITS)</b>																		
<b>100.1630</b>	<b>Intelligent Transportation Systems Planning</b>																		

**Southern California Association of Governments - FY 2019 - 2020 Overall Work Program - Program Revenues**

	Total	FHWA PL	FHWA PL TC	FHWA PL Carryover	FTA 5303	FTA 5303 TC	FTA 5303 Carryover	FHWA SP&R/P	FTA 5304	Federal Other	TDA	SB1 Adaptation	SB1 Competitive	SB1 Formula	State Other	In-Kind Commits	Cash/Local Other	Toll Credits Not a revenue	
100.1630.02	157,274	139,234	0	0	0	0	0	0	0	0	0	0	0	0	0	18,040	0	0	
Intelligent Transportation Systems (ITS) Planning																			
100.1630.03	53,030	2,682	0	0	0	50,000	0	0	0	0	0	0	0	0	0	348	0	5,735	
Regional ITS Strategic Plan and Regional ITS Architecture Update																			
100.1630.04	250,000	0	0	0	0	250,000	0	0	0	0	0	0	0	0	0	0	0	28,675	
Regional ITS Architecture Update - Phase 2																			
<b>Project Total</b>	<b>460,304</b>	<b>141,916</b>	<b>0</b>	<b>0</b>	<b>0</b>	<b>300,000</b>	<b>0</b>	<b>0</b>	<b>0</b>	<b>0</b>	<b>0</b>	<b>0</b>	<b>0</b>	<b>0</b>	<b>0</b>	<b>18,388</b>	<b>0</b>	<b>34,410</b>	
<b>W.E. Total</b>	<b>460,304</b>	<b>141,916</b>	<b>0</b>	<b>0</b>	<b>0</b>	<b>300,000</b>	<b>0</b>	<b>0</b>	<b>0</b>	<b>0</b>	<b>0</b>	<b>0</b>	<b>0</b>	<b>0</b>	<b>0</b>	<b>18,388</b>	<b>0</b>	<b>34,410</b>	
<b>120</b>	<b>OWP Development and Administration</b>																		
<b>120.0175</b>	<b>OWP Development &amp; Administration</b>																		
120.0175.01	1,005,760	645,374	0	245,025	0	0	0	0	0	0	0	0	0	0	0	115,361	0	0	
OWP Development & Administration																			
120.0175.02	410,958	0	0	0	0	0	0	0	0	0	410,958	0	0	0	0	0	0	0	
Grant Administration																			
<b>Project Total</b>	<b>1,416,718</b>	<b>645,374</b>	<b>0</b>	<b>245,025</b>	<b>0</b>	<b>0</b>	<b>0</b>	<b>0</b>	<b>0</b>	<b>0</b>	<b>410,958</b>	<b>0</b>	<b>0</b>	<b>0</b>	<b>0</b>	<b>115,361</b>	<b>0</b>	<b>0</b>	
<b>W.E. Total</b>	<b>1,416,718</b>	<b>645,374</b>	<b>0</b>	<b>245,025</b>	<b>0</b>	<b>0</b>	<b>0</b>	<b>0</b>	<b>0</b>	<b>0</b>	<b>410,958</b>	<b>0</b>	<b>0</b>	<b>0</b>	<b>0</b>	<b>115,361</b>	<b>0</b>	<b>0</b>	
<b>130</b>	<b>Goods Movement</b>																		
<b>130.0162</b>	<b>Goods Movement</b>																		
130.0162.02	161,370	98,595	0	0	0	50,000	0	0	0	0	0	0	0	0	0	12,775	0	5,735	
Southern California National Freight Gateway Collaboration																			
130.0162.10	448,112	352,448	0	0	0	50,000	0	0	0	0	0	0	0	0	0	45,664	0	5,735	
East-West Freight Corridor/I-15 Phase II																			

**Southern California Association of Governments - FY 2019 - 2020 Overall Work Program - Program Revenues**

	<b>Total</b>	<b>FHWA PL</b>	<b>FHWA PL TC</b>	<b>FHWA PL Carryover</b>	<b>FTA 5303</b>	<b>FTA 5303 TC</b>	<b>FTA 5303 Carryover</b>	<b>FHWA SP&amp;R/P</b>	<b>FTA 5304</b>	<b>Federal Other</b>	<b>TDA</b>	<b>SB1 Adaptation</b>	<b>SB1 Competitive</b>	<b>SB1 Formula</b>	<b>State Other</b>	<b>In-Kind Commits</b>	<b>Cash/Local Other</b>	<b>Toll Credits Not a revenue</b>	
130.0162.13	151,185	45,314	0	0	0	100,000	0	0	0	0	0	0	0	0	0	5,871	0	11,470	
Southern California P3 Financial Capacity Analysis and Business Case Development																			
130.0162.18	1,368,042	499,466	0	0	490,336	250,000	0	0	0	0	0	0	0	0	0	128,240	0	28,675	
Goods Movement Planning																			
<b>Project Total</b>	<b>2,128,709</b>	<b>995,823</b>	<b>0</b>	<b>0</b>	<b>490,336</b>	<b>450,000</b>	<b>0</b>	<b>0</b>	<b>0</b>	<b>0</b>	<b>0</b>	<b>0</b>	<b>0</b>	<b>0</b>	<b>0</b>	<b>192,550</b>	<b>0</b>	<b>51,615</b>	
<b>W.E. Total</b>	<b>2,128,709</b>	<b>995,823</b>	<b>0</b>	<b>0</b>	<b>490,336</b>	<b>450,000</b>	<b>0</b>	<b>0</b>	<b>0</b>	<b>0</b>	<b>0</b>	<b>0</b>	<b>0</b>	<b>0</b>	<b>0</b>	<b>192,550</b>	<b>0</b>	<b>51,615</b>	
<b>140</b>	<b>Transit and Rail Planning</b>																		
<b>140.0121</b>	<b>Transit and Rail Planning</b>																		
140.0121.01	635,212	262,353	0	300,000	0	0	0	0	0	0	0	0	0	0	0	72,859	0	0	
Transit Planning																			
140.0121.02	224,976	199,171	0	0	0	0	0	0	0	0	0	0	0	0	0	25,805	0	0	
Regional High Speed Transport Program																			
140.0121.07	406,110	0	0	0	0	0	0	0	0	0	406,110	0	0	0	0	0	0	0	
LA-Orange Inter-County Connectivity Study (Green Line Extension)																			
140.0121.08	309,429	96,877	0	0	0	200,000	0	0	0	0	0	0	0	0	0	12,552	0	22,940	
Transit Asset Management (TAM) Planning																			
<b>Project Total</b>	<b>1,575,727</b>	<b>558,401</b>	<b>0</b>	<b>300,000</b>	<b>0</b>	<b>200,000</b>	<b>0</b>	<b>0</b>	<b>0</b>	<b>0</b>	<b>406,110</b>	<b>0</b>	<b>0</b>	<b>0</b>	<b>0</b>	<b>111,216</b>	<b>0</b>	<b>22,940</b>	
<b>140.4848</b>	<b>SCAG Coastal Ferry Feasibility Study</b>																		
140.4848.01	54,088	3,619	0	0	0	50,000	0	0	0	0	0	0	0	0	0	469	0	5,735	
SCAG Coastal Ferry Feasibility Study																			
<b>Project Total</b>	<b>54,088</b>	<b>3,619</b>	<b>0</b>	<b>0</b>	<b>0</b>	<b>50,000</b>	<b>0</b>	<b>0</b>	<b>0</b>	<b>0</b>	<b>0</b>	<b>0</b>	<b>0</b>	<b>0</b>	<b>0</b>	<b>469</b>	<b>0</b>	<b>5,735</b>	
<b>140.4849</b>	<b>Transit Ridership Study Phase 2</b>																		

**Southern California Association of Governments - FY 2019 - 2020 Overall Work Program - Program Revenues**

	Total	FHWA PL	FHWA PL TC	FHWA PL Carryover	FTA 5303	FTA 5303 TC	FTA 5303 Carryover	FHWA SP&R/P	FTA 5304	Federal Other	TDA	SB1 Adaptation	SB1 Competitive	SB1 Formula	State Other	In-Kind Commits	Cash/Local Other	Toll Credits Not a revenue	
140.4849.01	182,772	29,013	0	0	0	150,000	0	0	0	0	0	0	0	0	0	3,759	0	17,205	
Transit Ridership Study Phase 2																			
<b>Project Total</b>	<b>182,772</b>	<b>29,013</b>	<b>0</b>	<b>0</b>	<b>0</b>	<b>150,000</b>	<b>0</b>	<b>0</b>	<b>0</b>	<b>0</b>	<b>0</b>	<b>0</b>	<b>0</b>	<b>0</b>	<b>0</b>	<b>3,759</b>	<b>0</b>	<b>17,205</b>	
<b>W.E. Total</b>	<b>1,812,587</b>	<b>591,033</b>	<b>0</b>	<b>300,000</b>	<b>0</b>	<b>400,000</b>	<b>0</b>	<b>0</b>	<b>0</b>	<b>0</b>	<b>406,110</b>	<b>0</b>	<b>0</b>	<b>0</b>	<b>0</b>	<b>115,444</b>	<b>0</b>	<b>45,880</b>	
<b>145</b>	<b>Sustainable Communities, Strategic Partnerships and Adaptation Planning Grant Program</b>																		
<b>145.4815</b>	<b>Montclair Safe Routes to School Plan</b>																		
145.4815.01	175,332	0	0	0	0	0	0	0	150,000	0	2,826	0	0	0	0	0	22,506	0	
Montclair Safe Routes to School Plan																			
<b>Project Total</b>	<b>175,332</b>	<b>0</b>	<b>0</b>	<b>0</b>	<b>0</b>	<b>0</b>	<b>0</b>	<b>0</b>	<b>150,000</b>	<b>0</b>	<b>2,826</b>	<b>0</b>	<b>0</b>	<b>0</b>	<b>0</b>	<b>0</b>	<b>22,506</b>	<b>0</b>	
<b>145.4816</b>	<b>First-Mile Last-Mile Connectivity Study for Naval Base Ventura County</b>																		
145.4816.01	51,788	0	0	0	0	0	0	0	39,838	0	6,788	0	0	0	0	0	5,162	0	
First-Mile Last-Mile Connectivity Study for Naval Base Ventura County																			
<b>Project Total</b>	<b>51,788</b>	<b>0</b>	<b>0</b>	<b>0</b>	<b>0</b>	<b>0</b>	<b>0</b>	<b>0</b>	<b>39,838</b>	<b>0</b>	<b>6,788</b>	<b>0</b>	<b>0</b>	<b>0</b>	<b>0</b>	<b>0</b>	<b>5,162</b>	<b>0</b>	
<b>145.4817</b>	<b>Mobility Innovations and Pricing</b>																		
145.4817.01	589,232	0	0	0	0	0	0	432,000	0	0	157,232	0	0	0	0	0	0	0	
Mobility Innovations and Pricing																			
<b>Project Total</b>	<b>589,232</b>	<b>0</b>	<b>0</b>	<b>0</b>	<b>0</b>	<b>0</b>	<b>0</b>	<b>432,000</b>	<b>0</b>	<b>0</b>	<b>157,232</b>	<b>0</b>	<b>0</b>	<b>0</b>	<b>0</b>	<b>0</b>	<b>0</b>	<b>0</b>	
<b>145.4818</b>	<b>Westside Mobility Study Update</b>																		
145.4818.01	458,568	0	0	0	0	0	0	0	326,680	0	7,893	0	0	0	0	0	123,995	0	
Westside Mobility Study Update																			
<b>Project Total</b>	<b>458,568</b>	<b>0</b>	<b>0</b>	<b>0</b>	<b>0</b>	<b>0</b>	<b>0</b>	<b>0</b>	<b>326,680</b>	<b>0</b>	<b>7,893</b>	<b>0</b>	<b>0</b>	<b>0</b>	<b>0</b>	<b>0</b>	<b>123,995</b>	<b>0</b>	

**Southern California Association of Governments - FY 2019 - 2020 Overall Work Program - Program Revenues**

	Total	FHWA PL	FHWA PL TC	FHWA PL Carryover	FTA 5303	FTA 5303 TC	FTA 5303 Carryover	FHWA SP&R/P	FTA 5304	Federal Other	TDA	SB1 Adaptation	SB1 Competitive	SB1 Formula	State Other	In-Kind Commits	Cash/Local Other	Toll Credits Not a revenue	
<b>145.4819</b>	<b>Paths to Clean Vehicle Technology and Alternative Fuels Implementation in San Bernardino County</b>																		
145.4819.01	414,585		0	0	0	0	0	300,000	0	0	39,585	0	0	0	0	0	75,000	0	
	Paths to Clean Vehicle Technology and Alternative Fuels Implementation in San Bernardino County																		
<b>Project Total</b>	<b>414,585</b>		<b>0</b>	<b>0</b>	<b>0</b>	<b>0</b>	<b>0</b>	<b>300,000</b>	<b>0</b>	<b>0</b>	<b>39,585</b>	<b>0</b>	<b>0</b>	<b>0</b>	<b>0</b>	<b>0</b>	<b>75,000</b>	<b>0</b>	
<b>145.4834</b>	<b>Southern California Regional Climate Adaptation Framework</b>																		
145.4834.01	786,709		0	0	0	0	0	0	0	0	255,587	531,122	0	0	0	0	0	0	
	Southern California Regional Climate Adaptation Framework (FY18 SB1 Competitive)																		
<b>Project Total</b>	<b>786,709</b>		<b>0</b>	<b>0</b>	<b>0</b>	<b>0</b>	<b>0</b>	<b>0</b>	<b>0</b>	<b>0</b>	<b>255,587</b>	<b>531,122</b>	<b>0</b>	<b>0</b>	<b>0</b>	<b>0</b>	<b>0</b>	<b>0</b>	
<b>145.4835</b>	<b>ADA Paratransit Demand Forecast</b>																		
145.4835.01	284,270		0	0	0	0	0	0	0	0	38,616	0	245,654	0	0	0	0	0	
	ADA Paratransit Demand Forecast (FY18 SB1 Competitive)																		
<b>Project Total</b>	<b>284,270</b>		<b>0</b>	<b>0</b>	<b>0</b>	<b>0</b>	<b>0</b>	<b>0</b>	<b>0</b>	<b>0</b>	<b>38,616</b>	<b>0</b>	<b>245,654</b>	<b>0</b>	<b>0</b>	<b>0</b>	<b>0</b>	<b>0</b>	
<b>145.4844</b>	<b>U.S. 101 Multi-Modal Corridor Study</b>																		
145.4844.01	319,779		0	0	0	0	0	92,000	0	0	20,779	0	0	0	0	0	207,000	0	
	U.S. 101 Multi-Modal Corridor Study																		
<b>Project Total</b>	<b>319,779</b>		<b>0</b>	<b>0</b>	<b>0</b>	<b>0</b>	<b>0</b>	<b>92,000</b>	<b>0</b>	<b>0</b>	<b>20,779</b>	<b>0</b>	<b>0</b>	<b>0</b>	<b>0</b>	<b>0</b>	<b>207,000</b>	<b>0</b>	
<b>145.4845</b>	<b>Inland Empire Comprehensive Corridor Plans</b>																		
145.4845.01	538,779		0	0	0	0	0	0	458,407	0	20,779	0	0	0	0	0	59,593	0	
	Inland Empire Comprehensive Corridor Plans																		
<b>Project Total</b>	<b>538,779</b>		<b>0</b>	<b>0</b>	<b>0</b>	<b>0</b>	<b>0</b>	<b>0</b>	<b>458,407</b>	<b>0</b>	<b>20,779</b>	<b>0</b>	<b>0</b>	<b>0</b>	<b>0</b>	<b>0</b>	<b>59,593</b>	<b>0</b>	
<b>145.4846</b>	<b>Wilmington Freight Mitigation Project</b>																		

**Southern California Association of Governments - FY 2019 - 2020 Overall Work Program - Program Revenues**

	Total	FHWA PL	FHWA PL TC	FHWA PL Carryover	FTA 5303	FTA 5303 TC	FTA 5303 Carryover	FHWA SP&R/P	FTA 5304	Federal Other	TDA	SB1 Adaptation	SB1 Competitive	SB1 Formula	State Other	In-Kind Commits	Cash/Local Other	Toll Credits Not a revenue
145.4846.01	302,941		0	0	0	0	0	192,000	0	0	74,941	0	0	0	0	0	36,000	0
Wilmington Freight Mitigation Project																		
<b>Project Total</b>	<b>302,941</b>		<b>0</b>	<b>0</b>	<b>0</b>	<b>0</b>	<b>0</b>	<b>192,000</b>	<b>0</b>	<b>0</b>	<b>74,941</b>	<b>0</b>	<b>0</b>	<b>0</b>	<b>0</b>	<b>0</b>	<b>36,000</b>	<b>0</b>
<b>145.4847 Ventura County Freight Corridor Study</b>																		
145.4847.01	168,172		0	0	0	0	0	96,000	0	0	23,172	0	0	0	0	0	49,000	0
Ventura County Freight Corridor Study																		
<b>Project Total</b>	<b>168,172</b>		<b>0</b>	<b>0</b>	<b>0</b>	<b>0</b>	<b>0</b>	<b>96,000</b>	<b>0</b>	<b>0</b>	<b>23,172</b>	<b>0</b>	<b>0</b>	<b>0</b>	<b>0</b>	<b>0</b>	<b>49,000</b>	<b>0</b>
<b>145.4865 Southern California Goods Movement Communities Freight Impact Assessment</b>																		
145.4865.01	299,400		0	0	0	0	0	239,520	0	0	59,880	0	0	0	0	0	0	0
Southern California Goods Movement Communities Freight Impact Assessment																		
<b>Project Total</b>	<b>299,400</b>		<b>0</b>	<b>0</b>	<b>0</b>	<b>0</b>	<b>0</b>	<b>239,520</b>	<b>0</b>	<b>0</b>	<b>59,880</b>	<b>0</b>	<b>0</b>	<b>0</b>	<b>0</b>	<b>0</b>	<b>0</b>	<b>0</b>
<b>145.4866 East San Gabriel Valley Mobility Plan</b>																		
145.4866.01	417,500		0	0	0	0	0	334,000	0	0	4,000	0	0	0	0	0	79,500	0
East San Gabriel Valley Mobility Plan																		
<b>Project Total</b>	<b>417,500</b>		<b>0</b>	<b>0</b>	<b>0</b>	<b>0</b>	<b>0</b>	<b>334,000</b>	<b>0</b>	<b>0</b>	<b>4,000</b>	<b>0</b>	<b>0</b>	<b>0</b>	<b>0</b>	<b>0</b>	<b>79,500</b>	<b>0</b>
<b>145.4867 Curb Space Management Study</b>																		
145.4867.01	564,700		0	0	0	0	0	0	481,488	0	83,212	0	0	0	0	0	0	0
Curb Space Management Study																		
<b>Project Total</b>	<b>564,700</b>		<b>0</b>	<b>0</b>	<b>0</b>	<b>0</b>	<b>0</b>	<b>0</b>	<b>481,488</b>	<b>0</b>	<b>83,212</b>	<b>0</b>	<b>0</b>	<b>0</b>	<b>0</b>	<b>0</b>	<b>0</b>	<b>0</b>
<b>W.E. Total</b>	<b>5,371,755</b>		<b>0</b>	<b>0</b>	<b>0</b>	<b>0</b>	<b>0</b>	<b>1,685,520</b>	<b>1,456,413</b>	<b>0</b>	<b>795,290</b>	<b>531,122</b>	<b>245,654</b>	<b>0</b>	<b>0</b>	<b>0</b>	<b>657,756</b>	<b>0</b>
<b>155</b>	<b>Sustainable Communities Planning Grant Program</b>																	

**Southern California Association of Governments - FY 2019 - 2020 Overall Work Program - Program Revenues**

	Total	FHWA PL	FHWA PL TC	FHWA PL Carryover	FTA 5303	FTA 5303 TC	FTA 5303 Carryover	FHWA SP&R/P	FTA 5304	Federal Other	TDA	SB1 Adaptation	SB1 Competitive	SB1 Formula	State Other	In-Kind Commits	Cash/Local Other	Toll Credits Not a revenue	
<b>155.4863</b>	<b>Transportation Broadband Strategies to Reduce VMT and GHG</b>																		
155.4863.01	565,000		0	0	0	0	0	0	0	0	3,097	0	0	0	500,195	0	61,708	0	
	Transportation Broadband Strategies to Reduce VMT and GHG																		
<b>Project Total</b>	<b>565,000</b>		<b>0</b>	<b>0</b>	<b>0</b>	<b>0</b>	<b>0</b>	<b>0</b>	<b>0</b>	<b>0</b>	<b>3,097</b>	<b>0</b>	<b>0</b>	<b>0</b>	<b>500,195</b>	<b>0</b>	<b>61,708</b>	<b>0</b>	
<b>155.4864</b>	<b>SB 743 VMT Mitigation Assistance Program</b>																		
155.4864.01	557,350		0	0	0	0	0	0	0	0	63,928	0	0	0	493,422	0	0	0	
	SB 743 VMT Mitigation Assistance Program																		
<b>Project Total</b>	<b>557,350</b>		<b>0</b>	<b>0</b>	<b>0</b>	<b>0</b>	<b>0</b>	<b>0</b>	<b>0</b>	<b>0</b>	<b>63,928</b>	<b>0</b>	<b>0</b>	<b>0</b>	<b>493,422</b>	<b>0</b>	<b>0</b>	<b>0</b>	
<b>W.E. Total</b>	<b>1,122,350</b>		<b>0</b>	<b>0</b>	<b>0</b>	<b>0</b>	<b>0</b>	<b>0</b>	<b>0</b>	<b>0</b>	<b>67,025</b>	<b>0</b>	<b>0</b>	<b>0</b>	<b>993,617</b>	<b>0</b>	<b>61,708</b>	<b>0</b>	
<b>160</b>	<b>Project Management</b>																		
<b>160.4850</b>	<b>Project Management</b>																		
160.4850.01	841,853		0	0	0	0	0	0	0	0	841,853	0	0	0	0	0	0	0	
	Project Management																		
<b>Project Total</b>	<b>841,853</b>		<b>0</b>	<b>0</b>	<b>0</b>	<b>0</b>	<b>0</b>	<b>0</b>	<b>0</b>	<b>0</b>	<b>841,853</b>	<b>0</b>	<b>0</b>	<b>0</b>	<b>0</b>	<b>0</b>	<b>0</b>	<b>0</b>	
<b>W.E. Total</b>	<b>841,853</b>		<b>0</b>	<b>0</b>	<b>0</b>	<b>0</b>	<b>0</b>	<b>0</b>	<b>0</b>	<b>0</b>	<b>841,853</b>	<b>0</b>	<b>0</b>	<b>0</b>	<b>0</b>	<b>0</b>	<b>0</b>	<b>0</b>	
<b>225</b>	<b>Special Grant Projects</b>																		
<b>225.3564</b>	<b>SO. CALIF. Active Transportation Safety &amp; Encouragement Campaign</b>																		
225.3564.10	1,024,847		0	0	0	0	0	0	0	0	24,847	0	0	0	1,000,000	0	0	0	
	Go Human - MSRC - Sustainability Planning Grants																		
225.3564.11	1,332,623		0	0	0	0	0	0	0	1,000,000	0	0	0	0	0	0	332,623	0	
	SCAG 2017 Active Transportation Safety and Encouragement Campaign																		

**Southern California Association of Governments - FY 2019 - 2020 Overall Work Program - Program Revenues**

	Total	FHWA PL	FHWA PL TC	FHWA PL Carryover	FTA 5303	FTA 5303 TC	FTA 5303 Carryover	FHWA SP&R/P	FTA 5304	Federal Other	TDA	SB1 Adaptation	SB1 Competitive	SB1 Formula	State Other	In-Kind Commits	Cash/Local Other	Toll Credits Not a revenue
225.3564.13	273,254		0	0	0	0	0	0	0	211,923	61,331	0	0	0	0	0	0	0
Safety Campaign FY19 - Office of Traffic Safety																		
225.3564.14	2,599,000		0	0	0	0	0	0	0	0	0	0	0	0	2,599,000	0	0	0
SCAG 2019 Local Demonstration Initiative																		
225.3564.15	1,000,000		0	0	0	0	0	0	0	1,000,000	0	0	0	0	0	0	0	0
FY20 OTS - Pedestrian and Bicycle Safety Program																		
<b>Project Total</b>	<b>6,229,724</b>		<b>0</b>	<b>0</b>	<b>0</b>	<b>0</b>	<b>0</b>	<b>0</b>	<b>0</b>	<b>2,211,923</b>	<b>86,178</b>	<b>0</b>	<b>0</b>	<b>0</b>	<b>3,599,000</b>	<b>0</b>	<b>332,623</b>	<b>0</b>
<b>225.4837</b>	<b>SCAG 2017 Active Transportation Local Planning Initiative</b>																	
225.4837.01	1,545,308		0	0	0	0	0	0	0	0	0	0	0	0	1,250,000	0	295,308	0
SCAG 2017 Active Transportation Local Planning Initiative																		
<b>Project Total</b>	<b>1,545,308</b>		<b>0</b>	<b>0</b>	<b>0</b>	<b>0</b>	<b>0</b>	<b>0</b>	<b>0</b>	<b>0</b>	<b>0</b>	<b>0</b>	<b>0</b>	<b>0</b>	<b>1,250,000</b>	<b>0</b>	<b>295,308</b>	<b>0</b>
<b>225.4838</b>	<b>SCAG 2017 Active Transportation Safety and Encouragement Campaign (Phase 2)</b>																	
225.4838.01	402,582		0	0	0	0	0	0	0	0	0	0	0	0	319,382	0	83,200	0
SCAG 2017 Active Transportation Safety and Encouragement Campaign (Phase 2)																		
<b>Project Total</b>	<b>402,582</b>		<b>0</b>	<b>0</b>	<b>0</b>	<b>0</b>	<b>0</b>	<b>0</b>	<b>0</b>	<b>0</b>	<b>0</b>	<b>0</b>	<b>0</b>	<b>0</b>	<b>319,382</b>	<b>0</b>	<b>83,200</b>	<b>0</b>
<b>225.4839</b>	<b>SCAG Active Transportation Disadvantaged Communities Plans</b>																	
225.4839.01	1,040,034		0	0	0	0	0	0	0	0	240,034	0	0	0	800,000	0	0	0
SCAG Active Transportation Disadvantaged Communities Plans																		
<b>Project Total</b>	<b>1,040,034</b>		<b>0</b>	<b>0</b>	<b>0</b>	<b>0</b>	<b>0</b>	<b>0</b>	<b>0</b>	<b>0</b>	<b>240,034</b>	<b>0</b>	<b>0</b>	<b>0</b>	<b>800,000</b>	<b>0</b>	<b>0</b>	<b>0</b>
<b>225.4868</b>	<b>Imperial County Project Ride, Walk, Learn</b>																	
225.4868.01	224,000		0	0	0	0	0	0	0	0	0	0	0	0	224,000	0	0	0
Imperial County Project Ride, Walk, Learn																		



**Southern California Association of Governments - FY 2019 - 2020 Overall Work Program - Program Revenues**

	Total	FHWA PL	FHWA PL TC	FHWA PL Carryover	FTA 5303	FTA 5303 TC	FTA 5303 Carryover	FHWA SP&R/P	FTA 5304	Federal Other	TDA	SB1 Adaptation	SB1 Competitive	SB1 Formula	State Other	In-Kind Commits	Cash/Local Other	Toll Credits Not a revenue	
<b>Project Total</b>	<b>224,000</b>		<b>0</b>	<b>0</b>	<b>0</b>	<b>0</b>	<b>0</b>	<b>0</b>	<b>0</b>	<b>0</b>	<b>0</b>	<b>0</b>	<b>0</b>	<b>0</b>	<b>224,000</b>	<b>0</b>	<b>0</b>	<b>0</b>	
<b>225.4869</b>	<b>San Gabriel Valley Greenway Network Implementation Plan</b>																		
225.4869.01	200,000		0	0	0	0	0	0	0	0	0	0	0	0	200,000	0	0	0	
San Gabriel Valley Greenway Network Implementation Plan																			
<b>Project Total</b>	<b>200,000</b>		<b>0</b>	<b>0</b>	<b>0</b>	<b>0</b>	<b>0</b>	<b>0</b>	<b>0</b>	<b>0</b>	<b>0</b>	<b>0</b>	<b>0</b>	<b>0</b>	<b>200,000</b>	<b>0</b>	<b>0</b>	<b>0</b>	
<b>W.E. Total</b>	<b>9,641,648</b>		<b>0</b>	<b>0</b>	<b>0</b>	<b>0</b>	<b>0</b>	<b>0</b>	<b>0</b>	<b>2,211,923</b>	<b>326,212</b>	<b>0</b>	<b>0</b>	<b>0</b>	<b>6,392,382</b>	<b>0</b>	<b>711,131</b>	<b>0</b>	
<b>230</b>	<b>Regional Aviation and Airport Ground Access Planning</b>																		
<b>230.0174</b>	<b>Aviation System Planning</b>																		
230.0174.05	367,759	325,577	0	0	0	0	0	0	0	0	0	0	0	0	0	42,182	0	0	
2016 RTP/SCS Regional Aviation Program Implementation and Preparation for the 2020 RTP/SCS																			
<b>Project Total</b>	<b>367,759</b>	<b>325,577</b>	<b>0</b>	<b>0</b>	<b>0</b>	<b>0</b>	<b>0</b>	<b>0</b>	<b>0</b>	<b>0</b>	<b>0</b>	<b>0</b>	<b>0</b>	<b>0</b>	<b>0</b>	<b>42,182</b>	<b>0</b>	<b>0</b>	
<b>W.E. Total</b>	<b>367,759</b>	<b>325,577</b>	<b>0</b>	<b>0</b>	<b>0</b>	<b>0</b>	<b>0</b>	<b>0</b>	<b>0</b>	<b>0</b>	<b>0</b>	<b>0</b>	<b>0</b>	<b>0</b>	<b>0</b>	<b>42,182</b>	<b>0</b>	<b>0</b>	
<b>265</b>	<b>Express Travel Choices Phase III</b>																		
<b>265.2125</b>	<b>Express Travel Choices</b>																		
265.2125.02	49,232	0	0	0	0	0	0	0	0	0	49,232	0	0	0	0	0	0	0	
Express Travel Choices Phase III																			
<b>Project Total</b>	<b>49,232</b>	<b>0</b>	<b>0</b>	<b>0</b>	<b>0</b>	<b>0</b>	<b>0</b>	<b>0</b>	<b>0</b>	<b>0</b>	<b>49,232</b>	<b>0</b>	<b>0</b>	<b>0</b>	<b>0</b>	<b>0</b>	<b>0</b>	<b>0</b>	
<b>W.E. Total</b>	<b>49,232</b>	<b>0</b>	<b>0</b>	<b>0</b>	<b>0</b>	<b>0</b>	<b>0</b>	<b>0</b>	<b>0</b>	<b>0</b>	<b>49,232</b>	<b>0</b>	<b>0</b>	<b>0</b>	<b>0</b>	<b>0</b>	<b>0</b>	<b>0</b>	
<b>266</b>	<b>Regional Significant Locally - Funded Projects</b>																		
<b>266.0715</b>	<b>Locally-Funded Projects</b>																		

**Southern California Association of Governments - FY 2019 - 2020 Overall Work Program - Program Revenues**

	Total	FHWA PL	FHWA PL TC	FHWA PL Carryover	FTA 5303	FTA 5303 TC	FTA 5303 Carryover	FHWA SP&R/P	FTA 5304	Federal Other	TDA	SB1 Adaptation	SB1 Competitive	SB1 Formula	State Other	In-Kind Commits	Cash/Local Other	Toll Credits Not a revenue
266.0715.01	137,582		0	0	0	0	0	0	0	0	137,582	0	0	0	0	0	0	0
Local Transportation Planning																		
<b>Project Total</b>	<b>137,582</b>		<b>0</b>	<b>0</b>	<b>0</b>	<b>0</b>	<b>0</b>	<b>0</b>	<b>0</b>	<b>0</b>	<b>137,582</b>	<b>0</b>	<b>0</b>	<b>0</b>	<b>0</b>	<b>0</b>	<b>0</b>	<b>0</b>
<b>W.E. Total</b>	<b>137,582</b>		<b>0</b>	<b>0</b>	<b>0</b>	<b>0</b>	<b>0</b>	<b>0</b>	<b>0</b>	<b>0</b>	<b>137,582</b>	<b>0</b>	<b>0</b>	<b>0</b>	<b>0</b>	<b>0</b>	<b>0</b>	<b>0</b>
<b>267</b>	<b>Clean Cities Program</b>																	
<b>267.1241</b>	<b>Clean Cities Coalition</b>																	
267.1241.04	131,694		0	0	0	0	0	0	0	67,500	64,194	0	0	0	0	0	0	0
SCAG and DOE/NETL Clean Cities Coalition Coordination																		
<b>Project Total</b>	<b>131,694</b>		<b>0</b>	<b>0</b>	<b>0</b>	<b>0</b>	<b>0</b>	<b>0</b>	<b>0</b>	<b>67,500</b>	<b>64,194</b>	<b>0</b>	<b>0</b>	<b>0</b>	<b>0</b>	<b>0</b>	<b>0</b>	<b>0</b>
<b>W.E. Total</b>	<b>131,694</b>		<b>0</b>	<b>0</b>	<b>0</b>	<b>0</b>	<b>0</b>	<b>0</b>	<b>0</b>	<b>67,500</b>	<b>64,194</b>	<b>0</b>	<b>0</b>	<b>0</b>	<b>0</b>	<b>0</b>	<b>0</b>	<b>0</b>
<b>275</b>	<b>Sustainable Communities Program</b>																	
<b>275.4823</b>	<b>Sustainability Planning Grant Program</b>																	
275.4823.01	1,289,485		0	0	0	0	0	0	0	0	242,645	0	0	1,038,096	0	0	8,744	0
Sustainability Planning Grant Program - 2016 Call (FY18 SB 1 Formula)																		
275.4823.02	1,663,768		0	0	0	287,723	0	0	0	0	219,348	0	0	951,697	0	0	205,000	0
Sustainability Planning Grant Program - 2016 Call (FY19 SB 1 Formula)																		
275.4823.03	1,620,472		0	0	0	0	0	0	0	0	292,522	0	0	1,327,950	0	0	0	0
Sustainable Communities Program - 2018 Call (FY19 SB 1 Formula)																		
275.4823.04	2,225,679		0	0	0	1,268,683	0	0	0	0	956,996	0	0	0	0	0	0	0
Sustainability Planning Grant Program - 2016 Call (CPG)																		
275.4823.05	3,094,228		0	0	0	0	0	0	0	0	438,328	0	0	2,655,900	0	0	0	0
Sustainable Communities Program - 2018 Call (FY20 SB 1 Formula)																		

**Southern California Association of Governments - FY 2019 - 2020 Overall Work Program - Program Revenues**

	Total	FHWA PL	FHWA PL TC	FHWA PL Carryover	FTA 5303	FTA 5303 TC	FTA 5303 Carryover	FHWA SP&R/P	FTA 5304	Federal Other	TDA	SB1 Adaptation	SB1 Competitive	SB1 Formula	State Other	In-Kind Commits	Cash/Local Other	Toll Credits Not a revenue
<b>Project Total</b>	<b>9,893,632</b>		<b>0</b>	<b>0</b>		<b>1,556,406</b>	<b>0</b>	<b>0</b>	<b>0</b>	<b>0</b>	<b>2,149,839</b>	<b>0</b>	<b>0</b>	<b>5,973,643</b>	<b>0</b>	<b>0</b>	<b>213,744</b>	<b>0</b>
<b>W.E. Total</b>	<b>9,893,632</b>		<b>0</b>	<b>0</b>		<b>1,556,406</b>	<b>0</b>	<b>0</b>	<b>0</b>	<b>0</b>	<b>2,149,839</b>	<b>0</b>	<b>0</b>	<b>5,973,643</b>	<b>0</b>	<b>0</b>	<b>213,744</b>	<b>0</b>
<b>280</b>	<b>Future Communities Initiative</b>																	
<b>280.4824</b>	<b>Future Communities Partnership Grant Program</b>																	
280.4824.01	254,019		0	0	0	0	0	0	0	0	54,885	0	0	199,134	0	0	0	0
	Future Communities Pilot Program (FY18 SB 1 Formula)																	
280.4824.02	4,101,289		0	0	0	0	0	0	0	0	446,501	0	0	553,312	2,000,000	0	1,101,476	0
	Future Communities Pilot Program (FY19 SB 1 Formula)																	
<b>Project Total</b>	<b>4,355,308</b>		<b>0</b>	<b>0</b>	<b>0</b>	<b>0</b>	<b>0</b>	<b>0</b>	<b>0</b>	<b>0</b>	<b>501,386</b>	<b>0</b>	<b>0</b>	<b>752,446</b>	<b>2,000,000</b>	<b>0</b>	<b>1,101,476</b>	<b>0</b>
<b>280.4831</b>	<b>Future Communities Study</b>																	
280.4831.01	89,959		0	0	0	0	0	0	0	0	23,562	0	0	66,397	0	0	0	0
	Future Communities Study (FY18 SB 1 Formula)																	
<b>Project Total</b>	<b>89,959</b>		<b>0</b>	<b>0</b>	<b>0</b>	<b>0</b>	<b>0</b>	<b>0</b>	<b>0</b>	<b>0</b>	<b>23,562</b>	<b>0</b>	<b>0</b>	<b>66,397</b>	<b>0</b>	<b>0</b>	<b>0</b>	<b>0</b>
<b>280.4832</b>	<b>Regional Data Platform</b>																	
280.4832.01	1,400,196		0	0	0	0	0	0	0	0	423,524	0	0	976,672	0	0	0	0
	Regional Data Platform (FY18 SB 1 Formula)																	
280.4832.02	1,025,378		0	0	0	0	0	0	0	0	193,760	0	0	831,618	0	0	0	0
	Regional Data Platform (FY19 SB 1 Formula)																	
280.4832.03	300,087		0	0	0	0	0	0	0	0	34,419	0	0	265,668	0	0	0	0
	Regional Data Platform (FY20 SB 1 Formula)																	
<b>Project Total</b>	<b>2,725,661</b>		<b>0</b>	<b>0</b>	<b>0</b>	<b>0</b>	<b>0</b>	<b>0</b>	<b>0</b>	<b>0</b>	<b>651,703</b>	<b>0</b>	<b>0</b>	<b>2,073,958</b>	<b>0</b>	<b>0</b>	<b>0</b>	<b>0</b>
<b>280.4840</b>	<b>Future Communities Framework</b>																	

**Southern California Association of Governments - FY 2019 - 2020 Overall Work Program - Program Revenues**

	<b>Total</b>	<b>FHWA PL</b>	<b>FHWA PL TC</b>	<b>FHWA PL Carryover</b>	<b>FTA 5303</b>	<b>FTA 5303 TC</b>	<b>FTA 5303 Carryover</b>	<b>FHWA SP&amp;R/P</b>	<b>FTA 5304</b>	<b>Federal Other</b>	<b>TDA</b>	<b>SB1 Adaptation</b>	<b>SB1 Competitive</b>	<b>SB1 Formula</b>	<b>State Other</b>	<b>In-Kind Commits</b>	<b>Cash/Local Other</b>	<b>Toll Credits Not a revenue</b>
280.4840.01	228,676		0	0	0	0	0	0	0	0	184,411	0	0	44,265	0	0	0	0
Future Communities Framework (FY19 SB 1 Formula)																		
<b>Project Total</b>	<b>228,676</b>		<b>0</b>	<b>0</b>	<b>0</b>	<b>0</b>	<b>0</b>	<b>0</b>	<b>0</b>	<b>0</b>	<b>184,411</b>	<b>0</b>	<b>0</b>	<b>44,265</b>	<b>0</b>	<b>0</b>	<b>0</b>	<b>0</b>
<b>280.4859</b>	<b>Regional Aerial and Related Product Capture</b>																	
280.4859.01	876,983		0	0	0	0	0	0	0	0	100,590	0	0	776,393	0	0	0	0
Regional Aerial and Related Product Capture (FY20 SB1 Formula)																		
<b>Project Total</b>	<b>876,983</b>		<b>0</b>	<b>0</b>	<b>0</b>	<b>0</b>	<b>0</b>	<b>0</b>	<b>0</b>	<b>0</b>	<b>100,590</b>	<b>0</b>	<b>0</b>	<b>776,393</b>	<b>0</b>	<b>0</b>	<b>0</b>	<b>0</b>
<b>W.E. Total</b>	<b>8,276,587</b>		<b>0</b>	<b>0</b>	<b>0</b>	<b>0</b>	<b>0</b>	<b>0</b>	<b>0</b>	<b>0</b>	<b>1,461,652</b>	<b>0</b>	<b>0</b>	<b>3,713,459</b>	<b>2,000,000</b>	<b>0</b>	<b>1,101,476</b>	<b>0</b>
<b>290</b>	<b>RESEARCH, PLANNING AND ENGAGEMENT FOR SUSTAINABLE COMMUNITIES</b>																	
<b>290.4826</b>	<b>SCS Scenario Development and Outreach</b>																	
290.4826.01	587,981		0	0	0	0	0	0	0	0	145,331	0	0	442,650	0	0	0	0
SCS Scenario Development & Outreach (FY18 SB 1 Formula)																		
290.4826.02	210,530		0	0	0	0	0	0	0	0	122,000	0	0	88,530	0	0	0	0
SCS Scenario Development and Outreach (FY20 SB 1 Formula)																		
<b>Project Total</b>	<b>798,511</b>		<b>0</b>	<b>0</b>	<b>0</b>	<b>0</b>	<b>0</b>	<b>0</b>	<b>0</b>	<b>0</b>	<b>267,331</b>	<b>0</b>	<b>0</b>	<b>531,180</b>	<b>0</b>	<b>0</b>	<b>0</b>	<b>0</b>
<b>290.4827</b>	<b>Mobility Innovations &amp; Incentives – Revealed Preference Demonstration Study</b>																	
290.4827.01	0		0	0	0	0	0	0	0	0	0	0	0	0	0	0	0	0
Mobility Innovations & Incentives - Revealed Preference Demonstration Study (FY18 SB 1 Formula)																		
290.4827.02	399,232		0	0	0	0	0	0	0	0	89,377	0	0	309,855	0	0	0	0
Mobility Innovations & Incentives - Revealed Preference Demonstration Study (FY19 SB 1 Formula)																		
<b>Project Total</b>	<b>399,232</b>		<b>0</b>	<b>0</b>	<b>0</b>	<b>0</b>	<b>0</b>	<b>0</b>	<b>0</b>	<b>0</b>	<b>89,377</b>	<b>0</b>	<b>0</b>	<b>309,855</b>	<b>0</b>	<b>0</b>	<b>0</b>	<b>0</b>
<b>290.4828</b>	<b>Mobility Innovations &amp; Incentives – Equity Analysis</b>																	

**Southern California Association of Governments - FY 2019 - 2020 Overall Work Program - Program Revenues**

	Total	FHWA PL	FHWA PL TC	FHWA PL Carryover	FTA 5303	FTA 5303 TC	FTA 5303 Carryover	FHWA SP&R/P	FTA 5304	Federal Other	TDA	SB1 Adaptation	SB1 Competitive	SB1 Formula	State Other	In-Kind Commits	Cash/Local Other	Toll Credits Not a revenue
290.4828.01	0		0	0	0	0	0	0	0	0	0	0	0	0	0	0	0	0
Mobility Innovations & Incentives - Equity Analysis (FY18 SB 1 Formula)																		
290.4828.02	399,232		0	0	0	0	0	0	0	0	89,377	0	0	309,855	0	0	0	0
Mobility Innovations & Incentives - Equity Analysis (FY19 SB 1 Formula)																		
<b>Project Total</b>	<b>399,232</b>		<b>0</b>	<b>0</b>	<b>0</b>	<b>0</b>	<b>0</b>	<b>0</b>	<b>0</b>	<b>0</b>	<b>89,377</b>	<b>0</b>	<b>0</b>	<b>309,855</b>	<b>0</b>	<b>0</b>	<b>0</b>	<b>0</b>
<b>290.4829</b>	<b>Integrated Passenger and Freight Rail Forecast</b>																	
290.4829.01	298,932		0	0	0	0	0	0	0	0	77,607	0	0	221,325	0	0	0	0
Integrated Passenger and Freight Rail Forecast (FY18 SB 1 Formula)																		
290.4829.02	503,619		0	0	0	0	0	0	0	0	60,969	0	0	442,650	0	0	0	0
Integrated Passenger and Freight Rail Forecast (FY20 SB 1 Formula)																		
<b>Project Total</b>	<b>802,551</b>		<b>0</b>	<b>0</b>	<b>0</b>	<b>0</b>	<b>0</b>	<b>0</b>	<b>0</b>	<b>0</b>	<b>138,576</b>	<b>0</b>	<b>0</b>	<b>663,975</b>	<b>0</b>	<b>0</b>	<b>0</b>	<b>0</b>
<b>290.4830</b>	<b>Housing Monitoring for SCS</b>																	
290.4830.01	0		0	0	0	0	0	0	0	0	0	0	0	0	0	0	0	0
Housing Monitoring for SCS (FY18 SB 1 Formula)																		
290.4830.02	203,391		0	0	0	0	0	0	0	0	23,329	0	0	180,062	0	0	0	0
Housing Monitoring for SCS (FY20 SB 1 Formula)																		
<b>Project Total</b>	<b>203,391</b>		<b>0</b>	<b>0</b>	<b>0</b>	<b>0</b>	<b>0</b>	<b>0</b>	<b>0</b>	<b>0</b>	<b>23,329</b>	<b>0</b>	<b>0</b>	<b>180,062</b>	<b>0</b>	<b>0</b>	<b>0</b>	<b>0</b>
<b>290.4841</b>	<b>RTP/SCS Land Use Policy &amp; Program Development</b>																	
290.4841.01	0		0	0	0	0	0	0	0	0	0	0	0	0	0	0	0	0
RTP/SCS Land Use Policy & Program Development (FY19 SB 1 Formula)																		
290.4841.02	162,719		0	0	0	0	0	0	0	0	18,664	0	0	144,055	0	0	0	0
RTP/SCS Land Use Policy & Program Development (FY20 SB 1 Formula)																		
<b>Project Total</b>	<b>162,719</b>		<b>0</b>	<b>0</b>	<b>0</b>	<b>0</b>	<b>0</b>	<b>0</b>	<b>0</b>	<b>0</b>	<b>18,664</b>	<b>0</b>	<b>0</b>	<b>144,055</b>	<b>0</b>	<b>0</b>	<b>0</b>	<b>0</b>

**Southern California Association of Governments - FY 2019 - 2020 Overall Work Program - Program Revenues**

	Total	FHWA PL	FHWA PL TC	FHWA PL Carryover	FTA 5303	FTA 5303 TC	FTA 5303 Carryover	FHWA SP&R/P	FTA 5304	Federal Other	TDA	SB1 Adaptation	SB1 Competitive	SB1 Formula	State Other	In-Kind Commits	Cash/Local Other	Toll Credits Not a revenue	
<b>290.4852</b>	<b>HQTA/Sustainable Communities Initiative</b>																		
290.4852.01	248,688	0	0	0	0	0	0	0	0	0	28,525	0	0	220,163	0	0	0	0	
HQTA/Sustainable Communities Initiative (FY20 SB 1 Formula)																			
<b>Project Total</b>	<b>248,688</b>	<b>0</b>	<b>0</b>	<b>0</b>	<b>0</b>	<b>0</b>	<b>0</b>	<b>0</b>	<b>0</b>	<b>0</b>	<b>28,525</b>	<b>0</b>	<b>0</b>	<b>220,163</b>	<b>0</b>	<b>0</b>	<b>0</b>	<b>0</b>	
<b>290.4861</b>	<b>REACH (Research &amp; Teaching)</b>																		
290.4861.01	448,401	0	0	0	0	0	0	0	0	0	51,432	0	0	396,969	0	0	0	0	
REACH (Research & Teaching) (FY20 SB 1 Formula)																			
<b>Project Total</b>	<b>448,401</b>	<b>0</b>	<b>0</b>	<b>0</b>	<b>0</b>	<b>0</b>	<b>0</b>	<b>0</b>	<b>0</b>	<b>0</b>	<b>51,432</b>	<b>0</b>	<b>0</b>	<b>396,969</b>	<b>0</b>	<b>0</b>	<b>0</b>	<b>0</b>	
<b>290.4862</b>	<b>Open Space Strategic Plan</b>																		
290.4862.01	599,985	243,444	0	0	0	0	0	0	0	0	37,277	0	0	287,723	0	31,541	0	0	
Regional Planning for Open Space Strategic Plan (FY19 SB 1 Formula)																			
<b>Project Total</b>	<b>599,985</b>	<b>243,444</b>	<b>0</b>	<b>0</b>	<b>0</b>	<b>0</b>	<b>0</b>	<b>0</b>	<b>0</b>	<b>0</b>	<b>37,277</b>	<b>0</b>	<b>0</b>	<b>287,723</b>	<b>0</b>	<b>31,541</b>	<b>0</b>	<b>0</b>	
<b>W.E. Total</b>	<b>4,062,710</b>	<b>243,444</b>	<b>0</b>	<b>0</b>	<b>0</b>	<b>0</b>	<b>0</b>	<b>0</b>	<b>0</b>	<b>0</b>	<b>743,888</b>	<b>0</b>	<b>0</b>	<b>3,043,837</b>	<b>0</b>	<b>31,541</b>	<b>0</b>	<b>0</b>	
<b>Grand Total</b>	<b>\$82,747,350</b>	<b>\$20,521,303</b>	<b>\$0</b>	<b>\$2,648,063</b>	<b>\$2,621,593</b>	<b>\$6,265,889</b>	<b>\$5,968,210</b>	<b>\$1,685,520</b>	<b>\$1,456,413</b>	<b>\$2,279,423</b>	<b>\$9,777,761</b>	<b>\$531,122</b>	<b>\$245,654</b>	<b>\$12,730,939</b>	<b>\$9,385,999</b>	<b>\$3,838,646</b>	<b>\$2,790,815</b>	<b>\$718,703</b>	



# FINAL Overall Work Program

Fiscal Year 2019-2020

## SECTION V

Budget Expenditure Report

**Southern California Association of Governments - FY 2019 - 2020 Overall Work Program - Program Expenditures**

	<b>Total</b>	<b>Salary</b>	<b>Benefits</b>	<b>Temp Staff</b>	<b>Indirect Cost</b>	<b>Printing</b>	<b>Travel</b>	<b>Other</b>	<b>Consultant</b>	<b>Consultant TC</b>	<b>Non-Profits/IHL</b>	<b>In-Kind Commits</b>	<b>Cash/Local Other</b>	<b>Toll Credits Not an expenditure</b>
<b>010</b>	<b>System Planning</b>													
<b>010.0170</b>	<b>Regional Transportation Plan (RTP)</b>													
010.0170.01	1,053,243	183,560	145,939	0	410,877	0	15,000	0	0	200,000	0	97,867	0	22,940
	RTP Support, Development, and Policy Implementation													
010.0170.08	117,635	25,820	20,528	0	57,794	0	0	0	0	0	0	13,493	0	0
	Transportation Safety and Security													
<b>Project Total</b>	<b>1,170,878</b>	<b>209,380</b>	<b>166,467</b>	<b>0</b>	<b>468,671</b>	<b>0</b>	<b>15,000</b>	<b>0</b>	<b>0</b>	<b>200,000</b>	<b>0</b>	<b>111,360</b>	<b>0</b>	<b>22,940</b>
<b>010.1631</b>	<b>Congestion MGMT./Travel Demand MGMT.</b>													
010.1631.02	420,473	91,546	72,784	0	204,914	0	3,000	0	0	0	0	48,229	0	0
	Transportation Demand Management (TDM) Planning													
010.1631.04	35,571	7,808	6,207	0	17,476	0	0	0	0	0	0	4,080	0	0
	Congestion Management Process (CMP)													
010.1631.05	50,000	0	0	0	0	0	0	0	50,000	0	0	0	0	0
	TDM Strategic Plan													
010.1631.06	250,000	0	0	0	0	0	0	0	0	250,000	0	0	0	28,675
	TDM Strategic Plan Phase 2 - Implementation													
<b>Project Total</b>	<b>756,044</b>	<b>99,354</b>	<b>78,991</b>	<b>0</b>	<b>222,390</b>	<b>0</b>	<b>3,000</b>	<b>0</b>	<b>50,000</b>	<b>250,000</b>	<b>0</b>	<b>52,309</b>	<b>0</b>	<b>28,675</b>
<b>010.2106</b>	<b>System Management and Preservation</b>													
010.2106.02	58,818	12,910	10,264	0	28,897	0	0	0	0	0	0	6,747	0	0
	System Management and Preservation													
<b>Project Total</b>	<b>58,818</b>	<b>12,910</b>	<b>10,264</b>	<b>0</b>	<b>28,897</b>	<b>0</b>	<b>0</b>	<b>0</b>	<b>0</b>	<b>0</b>	<b>0</b>	<b>6,747</b>	<b>0</b>	<b>0</b>



**Southern California Association of Governments - FY 2019 - 2020 Overall Work Program - Program Expenditures**

	<b>Total</b>	<b>Salary</b>	<b>Benefits</b>	<b>Temp Staff</b>	<b>Indirect Cost</b>	<b>Printing</b>	<b>Travel</b>	<b>Other</b>	<b>Consultant</b>	<b>Consultant TC</b>	<b>Non-Profits/IHL</b>	<b>In-Kind Commits</b>	<b>Cash/Local Other</b>	<b>Toll Credits Not an expenditure</b>
<b>Work Element Total</b>	<b>1,985,740</b>	<b>321,644</b>	<b>255,722</b>	<b>0</b>	<b>719,958</b>	<b>0</b>	<b>18,000</b>	<b>0</b>	<b>50,000</b>	<b>450,000</b>	<b>0</b>	<b>170,416</b>	<b>0</b>	<b>51,615</b>
<b>015 Transportation Finance</b>														
<b>015.0159 Transportation Finance</b>														
015.0159.01	663,541	118,733	94,399	0	265,770	2,500	7,500	10,000	0	100,000	0	64,639	0	11,470
RTP Financial Planning														
015.0159.02	223,385	12,206	9,705	0	27,321	0	0	60,000	0	100,000	0	14,153	0	11,470
Transportation User Fee - Planning Groundwork Project Phase II														
015.0159.04	343,888	20,608	16,384	0	46,127	0	0	0	0	250,000	0	10,769	0	28,675
Value Pricing Project Management Assistance														
<b>Project Total</b>	<b>1,230,814</b>	<b>151,547</b>	<b>120,488</b>	<b>0</b>	<b>339,218</b>	<b>2,500</b>	<b>7,500</b>	<b>70,000</b>	<b>0</b>	<b>450,000</b>	<b>0</b>	<b>89,561</b>	<b>0</b>	<b>51,615</b>
<b>Work Element Total</b>	<b>1,230,814</b>	<b>151,547</b>	<b>120,488</b>	<b>0</b>	<b>339,218</b>	<b>2,500</b>	<b>7,500</b>	<b>70,000</b>	<b>0</b>	<b>450,000</b>	<b>0</b>	<b>89,561</b>	<b>0</b>	<b>51,615</b>
<b>020 Environmental Planning</b>														
<b>020.0161 Environmental Compliance</b>														
020.0161.04	1,479,935	140,081	111,371	0	313,554	2,000	3,000	209,000	0	600,000	0	100,929	0	68,820
Environmental Compliance, Coordination & Outreach														
020.0161.05	132,992	29,190	23,208	0	65,339	0	0	0	0	0	0	15,255	0	0
Intergovernmental Review (IGR)														
020.0161.06	157,829	34,642	27,542	0	77,542	0	0	0	0	0	0	18,103	0	0
Environmental Justice Outreach and Policy Coordination														
<b>Project Total</b>	<b>1,770,756</b>	<b>203,913</b>	<b>162,121</b>	<b>0</b>	<b>456,435</b>	<b>2,000</b>	<b>3,000</b>	<b>209,000</b>	<b>0</b>	<b>600,000</b>	<b>0</b>	<b>134,287</b>	<b>0</b>	<b>68,820</b>

**Southern California Association of Governments - FY 2019 - 2020 Overall Work Program - Program Expenditures**

	<b>Total</b>	<b>Salary</b>	<b>Benefits</b>	<b>Temp Staff</b>	<b>Indirect Cost</b>	<b>Printing</b>	<b>Travel</b>	<b>Other</b>	<b>Consultant</b>	<b>Consultant TC</b>	<b>Non-Profits/IHL</b>	<b>In-Kind Commits</b>	<b>Cash/Local Other</b>	<b>Toll Credits Not an expenditure</b>
<b>Work Element Total</b>	<b>1,770,756</b>	<b>203,913</b>	<b>162,121</b>	<b>0</b>	<b>456,435</b>	<b>2,000</b>	<b>3,000</b>	<b>209,000</b>	<b>0</b>	<b>600,000</b>	<b>0</b>	<b>134,287</b>	<b>0</b>	<b>68,820</b>
<b>025 Air Quality and Conformity</b>														
<b>025.0164 Air Quality Planning and Conformity</b>														
025.0164.01	595,305	128,681	102,307	0	288,035	0	8,000	0	0	0	0	68,282	0	0
Air Quality Planning and Conformity														
<b>Project Total</b>	<b>595,305</b>	<b>128,681</b>	<b>102,307</b>	<b>0</b>	<b>288,035</b>	<b>0</b>	<b>8,000</b>	<b>0</b>	<b>0</b>	<b>0</b>	<b>0</b>	<b>68,282</b>	<b>0</b>	<b>0</b>
<b>Work Element Total</b>	<b>595,305</b>	<b>128,681</b>	<b>102,307</b>	<b>0</b>	<b>288,035</b>	<b>0</b>	<b>8,000</b>	<b>0</b>	<b>0</b>	<b>0</b>	<b>0</b>	<b>68,282</b>	<b>0</b>	<b>0</b>
<b>030 Federal Transportation Improvement Program (FTIP)</b>														
<b>030.0146 Federal Transportation Improvement Program</b>														
030.0146.02	2,835,385	618,622	491,834	0	1,384,710	0	15,000	0	0	0	0	325,219	0	0
Federal Transportation Improvement Program														
<b>Project Total</b>	<b>2,835,385</b>	<b>618,622</b>	<b>491,834</b>	<b>0</b>	<b>1,384,710</b>	<b>0</b>	<b>15,000</b>	<b>0</b>	<b>0</b>	<b>0</b>	<b>0</b>	<b>325,219</b>	<b>0</b>	<b>0</b>
<b>Work Element Total</b>	<b>2,835,385</b>	<b>618,622</b>	<b>491,834</b>	<b>0</b>	<b>1,384,710</b>	<b>0</b>	<b>15,000</b>	<b>0</b>	<b>0</b>	<b>0</b>	<b>0</b>	<b>325,219</b>	<b>0</b>	<b>0</b>
<b>045 Geographic Information System (GIS)</b>														
<b>045.0142 Application Development</b>														
045.0142.05	298,642	3,567	2,836	0	7,984	0	0	250,000	0	0	0	34,255	0	0
Advanced Technical Support														

**Southern California Association of Governments - FY 2019 - 2020 Overall Work Program - Program Expenditures**

	<b>Total</b>	<b>Salary</b>	<b>Benefits</b>	<b>Temp Staff</b>	<b>Indirect Cost</b>	<b>Printing</b>	<b>Travel</b>	<b>Other</b>	<b>Consultant</b>	<b>Consultant TC</b>	<b>Non-Profits/IHL</b>	<b>In-Kind Commits</b>	<b>Cash/Local Other</b>	<b>Toll Credits Not an expenditure</b>
045.0142.12	410,361	80,193	63,758	0	179,503	0	0	0	0	45,000	0	41,907	0	5,162
Enterprise GIS (EGIS) Implementation - Maint. & Support														
045.0142.17	280,499	61,567	48,949	0	137,809	0	0	0	0	0	0	32,174	0	0
QA Requirements and Documentation														
045.0142.22	958,644	195,128	155,136	0	436,771	0	0	0	0	69,640	0	101,969	0	7,988
Planning System Development														
045.0142.23	193,087	32,504	25,842	0	72,755	0	0	0	0	45,000	0	16,986	0	5,162
Enterprise GIS (EGIS) Implementation - Capitalized Software														
045.0142.24	30,000	0	0	0	0	0	0	0	0	30,000	0	0	0	3,441
FTIP System Enhancement, Maint. & Support - Capitalized Software														
045.0142.25	278,446	4,675	3,717	0	10,463	0	0	0	0	257,148	0	2,443	0	29,495
FTIP System														
<b>Project Total</b>	<b>2,449,679</b>	<b>377,634</b>	<b>300,238</b>	<b>0</b>	<b>845,285</b>	<b>0</b>	<b>0</b>	<b>250,000</b>	<b>0</b>	<b>446,788</b>	<b>0</b>	<b>229,734</b>	<b>0</b>	<b>51,248</b>
<b>045.0694</b>	<b>GIS Development and Applications</b>													
045.0694.01	102,807	21,326	16,955	0	47,734	0	5,000	0	0	0	0	11,792	0	0
GIS Development and Applications														
045.0694.02	286,090	22,046	17,528	0	49,347	0	5,000	0	0	180,000	0	12,169	0	20,646
Enterprise GIS System Maintenance and Support														
045.0694.03	286,704	61,193	48,652	0	136,974	0	7,000	0	0	0	0	32,885	0	0
Professional GIS Services Program Support														
045.0694.04	316,160	68,155	54,186	0	152,555	0	5,000	0	0	0	0	36,264	0	0
GIS Programming and Automation														
045.0694.05	172,792	37,926	30,153	0	84,893	0	0	0	0	0	0	19,820	0	0
GIS Technical Support & Training for Plan and Program Development														

**Southern California Association of Governments - FY 2019 - 2020 Overall Work Program - Program Expenditures**

	<b>Total</b>	<b>Salary</b>	<b>Benefits</b>	<b>Temp Staff</b>	<b>Indirect Cost</b>	<b>Printing</b>	<b>Travel</b>	<b>Other</b>	<b>Consultant</b>	<b>Consultant TC</b>	<b>Non-Profits/IHL</b>	<b>In-Kind Commits</b>	<b>Cash/Local Other</b>	<b>Toll Credits Not an expenditure</b>
045.0694.06	68,423	15,018	11,940	0	33,616	0	0	0	0	0	0	7,849	0	0
Enterprise GIS Governance and Development														
<b>Project Total</b>	<b>1,232,976</b>	<b>225,664</b>	<b>179,414</b>	<b>0</b>	<b>505,119</b>	<b>0</b>	<b>22,000</b>	<b>0</b>	<b>0</b>	<b>180,000</b>	<b>0</b>	<b>120,779</b>	<b>0</b>	<b>20,646</b>
<b>Work Element Total</b>	<b>3,682,655</b>	<b>603,298</b>	<b>479,652</b>	<b>0</b>	<b>1,350,404</b>	<b>0</b>	<b>22,000</b>	<b>250,000</b>	<b>0</b>	<b>626,788</b>	<b>0</b>	<b>350,513</b>	<b>0</b>	<b>71,894</b>

**050 Active Transportation Planning**

**050.0169 Active Transportation Planning**

050.0169.01	830,146	144,327	114,747	0	323,059	0	20,000	0	0	150,000	0	78,013	0	17,205
RTP/SCS Active Transportation Development & Implementation														
050.0169.02	617,510	135,538	107,759	0	303,384	0	0	0	0	0	0	70,829	0	0
Active Transportation Safety														
050.0169.06	875,239	168,918	134,298	0	378,103	0	5,000	0	0	100,000	0	88,920	0	11,470
Active Transportation Program														
050.0169.07	200,000	0	0	0	0	0	0	0	0	200,000	0	0	0	22,940
SCAG Regional Active Transportation Data Partnership Platform														
050.0169.08	451,193	88,058	70,011	0	197,107	0	0	0	0	0	50,000	46,017	0	0
Public Health														
<b>Project Total</b>	<b>2,974,088</b>	<b>536,841</b>	<b>426,815</b>	<b>0</b>	<b>1,201,653</b>	<b>0</b>	<b>25,000</b>	<b>0</b>	<b>0</b>	<b>450,000</b>	<b>50,000</b>	<b>283,779</b>	<b>0</b>	<b>51,615</b>
<b>Work Element Total</b>	<b>2,974,088</b>	<b>536,841</b>	<b>426,815</b>	<b>0</b>	<b>1,201,653</b>	<b>0</b>	<b>25,000</b>	<b>0</b>	<b>0</b>	<b>450,000</b>	<b>50,000</b>	<b>283,779</b>	<b>0</b>	<b>51,615</b>

**055 Regional Forecasting, Socioeconomic Technical & Policy Analysis**

**055.0133 Integrated Growth Forecasts**

**Southern California Association of Governments - FY 2019 - 2020 Overall Work Program - Program Expenditures**

	<b>Total</b>	<b>Salary</b>	<b>Benefits</b>	<b>Temp Staff</b>	<b>Indirect Cost</b>	<b>Printing</b>	<b>Travel</b>	<b>Other</b>	<b>Consultant</b>	<b>Consultant TC</b>	<b>Non-Profits/IHL</b>	<b>In-Kind Commits</b>	<b>Cash/Local Other</b>	<b>Toll Credits Not an expenditure</b>
055.0133.06	396,180	51,803	41,186	0	115,954	3,000	3,000	3,000	0	150,000	0	28,237	0	17,205
University Partnership & Collaboration														
<b>Project Total</b>	<b>396,180</b>	<b>51,803</b>	<b>41,186</b>	<b>0</b>	<b>115,954</b>	<b>3,000</b>	<b>3,000</b>	<b>3,000</b>	<b>0</b>	<b>150,000</b>	<b>0</b>	<b>28,237</b>	<b>0</b>	<b>17,205</b>
<b>055.0704</b>	<b>Region Wide Data Collection &amp; Analysis</b>													
055.0704.02	1,371,520	72,399	57,560	0	162,055	0	10,000	814,455	110,400	0	0	144,651	0	0
Region-Wide Data Coordination														
<b>Project Total</b>	<b>1,371,520</b>	<b>72,399</b>	<b>57,560</b>	<b>0</b>	<b>162,055</b>	<b>0</b>	<b>10,000</b>	<b>814,455</b>	<b>110,400</b>	<b>0</b>	<b>0</b>	<b>144,651</b>	<b>0</b>	<b>0</b>
<b>055.1531</b>	<b>Southern California Economic Growth Strategy</b>													
055.1531.01	108,791	7,417	5,897	0	16,601	0	0	0	0	75,000	0	3,876	0	8,603
Southern California Economic Growth Strategy														
055.1531.02	115,522	8,894	7,072	0	19,908	0	0	0	0	75,000	0	4,648	0	8,603
Economic Analysis of Transportation Planning Activities & Investments														
<b>Project Total</b>	<b>224,313</b>	<b>16,311</b>	<b>12,969</b>	<b>0</b>	<b>36,509</b>	<b>0</b>	<b>0</b>	<b>0</b>	<b>0</b>	<b>150,000</b>	<b>0</b>	<b>8,524</b>	<b>0</b>	<b>17,206</b>
<b>055.4856</b>	<b>Scenario Planning &amp; Local Input: Pathways to the 2020 RTP/SCS</b>													
055.4856.01	709,653	86,816	69,023	0	194,326	5,000	7,500	0	0	300,000	0	46,988	0	34,410
Regional Growth and Policy Analysis														
055.4856.02	378,052	81,739	64,987	0	182,963	0	5,000	0	0	0	0	43,363	0	0
Outreach and Technical Collaboration														
055.4856.04	281,273	28,671	22,795	0	64,176	0	5,000	0	145,000	0	0	15,631	0	0
Tax Increment Financing for Sustainable Growth														
<b>Project Total</b>	<b>1,368,978</b>	<b>197,226</b>	<b>156,805</b>	<b>0</b>	<b>441,465</b>	<b>5,000</b>	<b>17,500</b>	<b>0</b>	<b>145,000</b>	<b>300,000</b>	<b>0</b>	<b>105,982</b>	<b>0</b>	<b>34,410</b>

**Southern California Association of Governments - FY 2019 - 2020 Overall Work Program - Program Expenditures**

	<b>Total</b>	<b>Salary</b>	<b>Benefits</b>	<b>Temp Staff</b>	<b>Indirect Cost</b>	<b>Printing</b>	<b>Travel</b>	<b>Other</b>	<b>Consultant</b>	<b>Consultant TC</b>	<b>Non-Profits/IHL</b>	<b>In-Kind Commits</b>	<b>Cash/Local Other</b>	<b>Toll Credits Not an expenditure</b>
<b>Work Element Total</b>	<b>3,360,991</b>	<b>337,739</b>	<b>268,520</b>	<b>0</b>	<b>755,983</b>	<b>8,000</b>	<b>30,500</b>	<b>817,455</b>	<b>255,400</b>	<b>600,000</b>	<b>0</b>	<b>287,394</b>	<b>0</b>	<b>68,821</b>
<b>060 Corridor Planning</b>														
<b>060.0124 Corridor Planning</b>														
060.0124.01	156,586	34,369	27,325	0	76,931	0	0	0	0	0	0	17,961	0	0
Corridor Planning														
<b>Project Total</b>	<b>156,586</b>	<b>34,369</b>	<b>27,325</b>	<b>0</b>	<b>76,931</b>	<b>0</b>	<b>0</b>	<b>0</b>	<b>0</b>	<b>0</b>	<b>0</b>	<b>17,961</b>	<b>0</b>	<b>0</b>
<b>Work Element Total</b>	<b>156,586</b>	<b>34,369</b>	<b>27,325</b>	<b>0</b>	<b>76,931</b>	<b>0</b>	<b>0</b>	<b>0</b>	<b>0</b>	<b>0</b>	<b>0</b>	<b>17,961</b>	<b>0</b>	<b>0</b>
<b>065 Sustainability Program</b>														
<b>065.0137 Sustainability Program</b>														
065.0137.07	93,346	19,869	15,797	0	44,473	0	0	2,500	0	0	0	10,707	0	0
Local Technical Assistance and Toolbox Tuesdays														
065.0137.08	117,168	24,292	19,313	0	54,373	0	750	5,000	0	0	0	13,440	0	0
Sustainability Recognition Awards														
065.0137.09	153,798	25,827	20,534	0	57,810	0	1,000	0	0	35,000	0	13,627	0	4,015
Sustainability Joint Work Programs Implementation														
065.0137.10	141,743	16,300	12,959	0	36,484	0	1,000	0	75,000	0	0	0	0	0
Civic Sparks Program														
065.0137.12	641,344	46,944	37,323	0	105,077	0	2,000	0	450,000	0	0	0	0	0
Electric Vehicle (EV) Program Readiness Strategies														
<b>Project Total</b>	<b>1,147,399</b>	<b>133,232</b>	<b>105,926</b>	<b>0</b>	<b>298,217</b>	<b>0</b>	<b>4,750</b>	<b>7,500</b>	<b>525,000</b>	<b>35,000</b>	<b>0</b>	<b>37,774</b>	<b>0</b>	<b>4,015</b>

**Southern California Association of Governments - FY 2019 - 2020 Overall Work Program - Program Expenditures**

	<b>Total</b>	<b>Salary</b>	<b>Benefits</b>	<b>Temp Staff</b>	<b>Indirect Cost</b>	<b>Printing</b>	<b>Travel</b>	<b>Other</b>	<b>Consultant</b>	<b>Consultant TC</b>	<b>Non-Profits/IHL</b>	<b>In-Kind Commits</b>	<b>Cash/Local Other</b>	<b>Toll Credits Not an expenditure</b>
<b>065.2663</b>	<b>Transportation Land Use Planning</b>													
065.2663.03	125,104	27,087	21,536	0	60,631	0	1,500	0	0	0	0	14,350	0	0
2050 Pathways														
<b>Project Total</b>	<b>125,104</b>	<b>27,087</b>	<b>21,536</b>	<b>0</b>	<b>60,631</b>	<b>0</b>	<b>1,500</b>	<b>0</b>	<b>0</b>	<b>0</b>	<b>0</b>	<b>14,350</b>	<b>0</b>	<b>0</b>
<b>065.4092</b>	<b>GHG Adaptation Framework</b>													
065.4092.01	154,510	16,386	13,028	0	36,678	0	3,500	0	0	75,901	0	9,017	0	8,706
Adaptation Analysis														
<b>Project Total</b>	<b>154,510</b>	<b>16,386</b>	<b>13,028</b>	<b>0</b>	<b>36,678</b>	<b>0</b>	<b>3,500</b>	<b>0</b>	<b>0</b>	<b>75,901</b>	<b>0</b>	<b>9,017</b>	<b>0</b>	<b>8,706</b>
<b>065.4853</b>	<b>Greenhouse Gas Reduction Fund (GGRF) Technical Assistance</b>													
065.4853.01	75,391	16,300	12,959	0	36,484	0	1,000	0	0	0	0	8,648	0	0
Greenhouse Gas Reduction Fund (GGRF) Technical Assistance														
<b>Project Total</b>	<b>75,391</b>	<b>16,300</b>	<b>12,959</b>	<b>0</b>	<b>36,484</b>	<b>0</b>	<b>1,000</b>	<b>0</b>	<b>0</b>	<b>0</b>	<b>0</b>	<b>8,648</b>	<b>0</b>	<b>0</b>
<b>065.4855</b>	<b>Mobility Innovations/Technology Study</b>													
065.4855.01	93,975	16,729	13,301	0	37,445	0	1,500	0	25,000	0	0	0	0	0
Mobility Innovations/Technology Study														
065.4855.02	24,255	6,014	4,781	0	13,460	0	0	0	0	0	0	0	0	0
Ride hailing Data Collection and Analysis (SANDAG Grant Partnership)														
<b>Project Total</b>	<b>118,230</b>	<b>22,743</b>	<b>18,082</b>	<b>0</b>	<b>50,905</b>	<b>0</b>	<b>1,500</b>	<b>0</b>	<b>25,000</b>	<b>0</b>	<b>0</b>	<b>0</b>	<b>0</b>	<b>0</b>
<b>065.4858</b>	<b>Regional Resiliency Analysis</b>													
065.4858.01	349,324	21,801	17,333	0	48,797	0	0	0	0	250,000	0	11,393	0	28,675
Regional Resiliency Analysis														

**Southern California Association of Governments - FY 2019 - 2020 Overall Work Program - Program Expenditures**

	<b>Total</b>	<b>Salary</b>	<b>Benefits</b>	<b>Temp Staff</b>	<b>Indirect Cost</b>	<b>Printing</b>	<b>Travel</b>	<b>Other</b>	<b>Consultant</b>	<b>Consultant TC</b>	<b>Non-Profits/IHL</b>	<b>In-Kind Commits</b>	<b>Cash/Local Other</b>	<b>Toll Credits Not an expenditure</b>
<b>Project Total</b>	<b>349,324</b>	<b>21,801</b>	<b>17,333</b>	<b>0</b>	<b>48,797</b>	<b>0</b>	<b>0</b>	<b>0</b>	<b>0</b>	<b>250,000</b>	<b>0</b>	<b>11,393</b>	<b>0</b>	<b>28,675</b>
<b>Work Element Total</b>	<b>1,969,958</b>	<b>237,549</b>	<b>188,864</b>	<b>0</b>	<b>531,712</b>	<b>0</b>	<b>12,250</b>	<b>7,500</b>	<b>550,000</b>	<b>360,901</b>	<b>0</b>	<b>81,182</b>	<b>0</b>	<b>41,396</b>
<b>070 Modeling</b>														
<b>070.0130 Regional Transp. Model Development and Maintenance</b>														
070.0130.10	1,195,106	191,509	152,259	0	428,669	0	0	20,000	0	300,000	0	102,669	0	34,410
Model Enhancement and Maintenance														
070.0130.13	417,688	91,679	72,889	0	205,211	0	0	0	0	0	0	47,909	0	0
Activity-Based Model (ABM) Development and Support														
<b>Project Total</b>	<b>1,612,794</b>	<b>283,188</b>	<b>225,148</b>	<b>0</b>	<b>633,880</b>	<b>0</b>	<b>0</b>	<b>20,000</b>	<b>0</b>	<b>300,000</b>	<b>0</b>	<b>150,578</b>	<b>0</b>	<b>34,410</b>
<b>070.0132 Regional and Subregional Model Coordination/Outreach</b>														
070.0132.01	189,175	41,522	33,012	0	92,942	0	0	0	0	0	0	21,699	0	0
Subregional Model Development, Coordination and Outreach														
070.0132.04	340,438	70,756	56,255	0	158,378	0	16,000	0	0	0	0	39,049	0	0
Regional Modeling Coordination and Modeling Task Force														
070.0132.08	598,019	131,260	104,358	0	293,808	0	0	0	0	0	0	68,593	0	0
Model Data Distribution and Support														
<b>Project Total</b>	<b>1,127,632</b>	<b>243,538</b>	<b>193,625</b>	<b>0</b>	<b>545,128</b>	<b>0</b>	<b>16,000</b>	<b>0</b>	<b>0</b>	<b>0</b>	<b>0</b>	<b>129,341</b>	<b>0</b>	<b>0</b>
<b>070.0147 Model Application &amp; Analysis</b>														
070.0147.01	1,222,952	268,427	213,412	0	600,840	0	0	0	0	0	0	140,273	0	0
RTP Modeling, Coordination and Analysis														



**Southern California Association of Governments - FY 2019 - 2020 Overall Work Program - Program Expenditures**

	<b>Total</b>	<b>Salary</b>	<b>Benefits</b>	<b>Temp Staff</b>	<b>Indirect Cost</b>	<b>Printing</b>	<b>Travel</b>	<b>Other</b>	<b>Consultant</b>	<b>Consultant TC</b>	<b>Non-Profits/IHL</b>	<b>In-Kind Commits</b>	<b>Cash/Local Other</b>	<b>Toll Credits Not an expenditure</b>
070.0147.02	195,799	42,976	34,168	0	96,196	0	0	0	0	0	0	22,459	0	0
FTIP Modeling, Coordination and Analysis														
070.0147.03	336,553	73,870	58,731	0	165,349	0	0	0	0	0	0	38,603	0	0
Special Planning Studies Modeling and Analysis														
<b>Project Total</b>	<b>1,755,304</b>	<b>385,273</b>	<b>306,311</b>	<b>0</b>	<b>862,385</b>	<b>0</b>	<b>0</b>	<b>0</b>	<b>0</b>	<b>0</b>	<b>0</b>	<b>201,335</b>	<b>0</b>	<b>0</b>
<b>070.2665</b>	<b>Scenario Planning and Growth Forecasting</b>													
070.2665.01	1,109,391	193,124	153,543	0	432,284	0	4,000	0	0	225,000	0	101,440	0	25,808
Scenario Planning and Modeling														
070.2665.02	1,340,226	292,184	232,300	0	654,018	0	8,000	0	0	0	0	153,724	0	0
Growth Forecasting - Development, Outreach, and Collaboration														
<b>Project Total</b>	<b>2,449,617</b>	<b>485,308</b>	<b>385,843</b>	<b>0</b>	<b>1,086,302</b>	<b>0</b>	<b>12,000</b>	<b>0</b>	<b>0</b>	<b>225,000</b>	<b>0</b>	<b>255,164</b>	<b>0</b>	<b>25,808</b>
<b>070.4851</b>	<b>Cloud Infrastructure</b>													
070.4851.01	687,947	22,260	17,698	0	49,826	0	0	0	489,330	97,200	0	11,633	0	11,149
Cloud Infrastructure														
<b>Project Total</b>	<b>687,947</b>	<b>22,260</b>	<b>17,698</b>	<b>0</b>	<b>49,826</b>	<b>0</b>	<b>0</b>	<b>0</b>	<b>489,330</b>	<b>97,200</b>	<b>0</b>	<b>11,633</b>	<b>0</b>	<b>11,149</b>
<b>Work Element Total</b>	<b>7,633,294</b>	<b>1,419,567</b>	<b>1,128,625</b>	<b>0</b>	<b>3,177,521</b>	<b>0</b>	<b>28,000</b>	<b>20,000</b>	<b>489,330</b>	<b>622,200</b>	<b>0</b>	<b>748,051</b>	<b>0</b>	<b>71,367</b>
<b>080</b>	<b>Performance Assessment &amp; Monitoring</b>													
<b>080.0153</b>	<b>Performance Assessment &amp; Monitoring</b>													
080.0153.04	561,208	96,557	76,767	0	216,130	0	10,000	0	0	0	110,000	51,754	0	0
Regional Assessment														

**Southern California Association of Governments - FY 2019 - 2020 Overall Work Program - Program Expenditures**

	<b>Total</b>	<b>Salary</b>	<b>Benefits</b>	<b>Temp Staff</b>	<b>Indirect Cost</b>	<b>Printing</b>	<b>Travel</b>	<b>Other</b>	<b>Consultant</b>	<b>Consultant TC</b>	<b>Non-Profits/IHL</b>	<b>In-Kind Commits</b>	<b>Cash/Local Other</b>	<b>Toll Credits Not an expenditure</b>
<b>Project Total</b>	<b>561,208</b>	<b>96,557</b>	<b>76,767</b>	<b>0</b>	<b>216,130</b>	<b>0</b>	<b>10,000</b>	<b>0</b>	<b>0</b>	<b>0</b>	<b>110,000</b>	<b>51,754</b>	<b>0</b>	<b>0</b>
<b>080.4854</b>	<b>RTP/SCS Performance Monitoring</b>													
080.4854.01	368,372	79,367	63,100	0	177,652	0	6,000	0	0	0	0	42,253	0	0
	RTP/SCS Performance Monitoring													
<b>Project Total</b>	<b>368,372</b>	<b>79,367</b>	<b>63,100</b>	<b>0</b>	<b>177,652</b>	<b>0</b>	<b>6,000</b>	<b>0</b>	<b>0</b>	<b>0</b>	<b>0</b>	<b>42,253</b>	<b>0</b>	<b>0</b>
<b>Work Element Total</b>	<b>929,580</b>	<b>175,924</b>	<b>139,867</b>	<b>0</b>	<b>393,782</b>	<b>0</b>	<b>16,000</b>	<b>0</b>	<b>0</b>	<b>0</b>	<b>110,000</b>	<b>94,007</b>	<b>0</b>	<b>0</b>
<b>090</b>	<b>Public Information &amp; Communications</b>													
<b>090.0148</b>	<b>Public Information and Communication</b>													
090.0148.01	2,842,003	496,718	394,914	0	1,111,843	0	0	100,000	0	466,000	0	272,528	0	53,451
	Public Information and Communication													
090.0148.02	943,303	169,591	134,833	0	379,607	0	0	5,000	0	165,000	0	89,272	0	18,926
	Media Support for Planning Activities													
<b>Project Total</b>	<b>3,785,306</b>	<b>666,309</b>	<b>529,747</b>	<b>0</b>	<b>1,491,450</b>	<b>0</b>	<b>0</b>	<b>105,000</b>	<b>0</b>	<b>631,000</b>	<b>0</b>	<b>361,800</b>	<b>0</b>	<b>72,377</b>
<b>Work Element Total</b>	<b>3,785,306</b>	<b>666,309</b>	<b>529,747</b>	<b>0</b>	<b>1,491,450</b>	<b>0</b>	<b>0</b>	<b>105,000</b>	<b>0</b>	<b>631,000</b>	<b>0</b>	<b>361,800</b>	<b>0</b>	<b>72,377</b>
<b>095</b>	<b>Regional Outreach and Public Participation</b>													
<b>095.1533</b>	<b>Regional Transportation Plan Development Outreach</b>													
095.1533.01	617,666	62,254	49,495	0	139,348	0	4,000	4,000	0	325,000	0	33,569	0	37,278
	Regional Transportation Plan Outreach													

**Southern California Association of Governments - FY 2019 - 2020 Overall Work Program - Program Expenditures**

	<b>Total</b>	<b>Salary</b>	<b>Benefits</b>	<b>Temp Staff</b>	<b>Indirect Cost</b>	<b>Printing</b>	<b>Travel</b>	<b>Other</b>	<b>Consultant</b>	<b>Consultant TC</b>	<b>Non-Profits/IHL</b>	<b>In-Kind Commits</b>	<b>Cash/Local Other</b>	<b>Toll Credits Not an expenditure</b>
095.1533.02	1,087,730	0	0	402,000	603,644	0	0	82,086	0	0	0	0	0	0
Regional Planning & Policy Intern Program														
<b>Project Total</b>	<b>1,705,396</b>	<b>62,254</b>	<b>49,495</b>	<b>402,000</b>	<b>742,992</b>	<b>0</b>	<b>4,000</b>	<b>86,086</b>	<b>0</b>	<b>325,000</b>	<b>0</b>	<b>33,569</b>	<b>0</b>	<b>37,278</b>
<b>095.1633</b>	<b>Regional Outreach and Public Participation</b>													
095.1633.01	2,416,376	522,067	415,068	0	1,168,582	0	20,000	13,500	0	0	0	277,159	0	0
Public Involvement														
<b>Project Total</b>	<b>2,416,376</b>	<b>522,067</b>	<b>415,068</b>	<b>0</b>	<b>1,168,582</b>	<b>0</b>	<b>20,000</b>	<b>13,500</b>	<b>0</b>	<b>0</b>	<b>0</b>	<b>277,159</b>	<b>0</b>	<b>0</b>
<b>Work Element Total</b>	<b>4,121,772</b>	<b>584,321</b>	<b>464,563</b>	<b>402,000</b>	<b>1,911,574</b>	<b>0</b>	<b>24,000</b>	<b>99,586</b>	<b>0</b>	<b>325,000</b>	<b>0</b>	<b>310,728</b>	<b>0</b>	<b>37,278</b>
<b>100</b>	<b>Intelligent Transportation Systems (ITS)</b>													
<b>100.1630</b>	<b>Intelligent Transportation Systems Planning</b>													
100.1630.02	157,274	33,776	26,854	0	75,604	0	3,000	0	0	0	0	18,040	0	0
Intelligent Transportation Systems (ITS) Planning														
100.1630.03	53,030	665	529	0	1,488	0	0	0	0	50,000	0	348	0	5,735
Regional ITS Strategic Plan and Regional ITS Architecture Update														
100.1630.04	250,000	0	0	0	0	0	0	0	0	250,000	0	0	0	28,675
Regional ITS Architecture Update - Phase 2														
<b>Project Total</b>	<b>460,304</b>	<b>34,441</b>	<b>27,383</b>	<b>0</b>	<b>77,092</b>	<b>0</b>	<b>3,000</b>	<b>0</b>	<b>0</b>	<b>300,000</b>	<b>0</b>	<b>18,388</b>	<b>0</b>	<b>34,410</b>
<b>Work Element Total</b>	<b>460,304</b>	<b>34,441</b>	<b>27,383</b>	<b>0</b>	<b>77,092</b>	<b>0</b>	<b>3,000</b>	<b>0</b>	<b>0</b>	<b>300,000</b>	<b>0</b>	<b>18,388</b>	<b>0</b>	<b>34,410</b>
<b>120</b>	<b>OWP Development and Administration</b>													

**Southern California Association of Governments - FY 2019 - 2020 Overall Work Program - Program Expenditures**

	<b>Total</b>	<b>Salary</b>	<b>Benefits</b>	<b>Temp Staff</b>	<b>Indirect Cost</b>	<b>Printing</b>	<b>Travel</b>	<b>Other</b>	<b>Consultant</b>	<b>Consultant TC</b>	<b>Non-Profits/IHL</b>	<b>In-Kind Commits</b>	<b>Cash/Local Other</b>	<b>Toll Credits Not an expenditure</b>
<b>120.0175</b>	<b>OWP Development &amp; Administration</b>													
120.0175.01	1,005,760	190,727	151,637	0	426,919	0	0	121,116	0	0	0	115,361	0	0
	OWP Development & Administration													
120.0175.02	410,958	101,888	81,006	0	228,064	0	0	0	0	0	0	0	0	0
	Grant Administration													
<b>Project Total</b>	<b>1,416,718</b>	<b>292,615</b>	<b>232,643</b>	<b>0</b>	<b>654,983</b>	<b>0</b>	<b>0</b>	<b>121,116</b>	<b>0</b>	<b>0</b>	<b>0</b>	<b>115,361</b>	<b>0</b>	<b>0</b>
<b>Work Element Total</b>	<b>1,416,718</b>	<b>292,615</b>	<b>232,643</b>	<b>0</b>	<b>654,983</b>	<b>0</b>	<b>0</b>	<b>121,116</b>	<b>0</b>	<b>0</b>	<b>0</b>	<b>115,361</b>	<b>0</b>	<b>0</b>
<b>130</b>	<b>Goods Movement</b>													
<b>130.0162</b>	<b>Goods Movement</b>													
130.0162.02	161,370	24,445	19,435	0	54,715	0	0	0	0	50,000	0	12,775	0	5,735
	Southern California National Freight Gateway Collaboration													
130.0162.10	448,112	87,382	69,473	0	195,593	0	0	0	0	50,000	0	45,664	0	5,735
	East-West Freight Corridor/I-15 Phase II													
130.0162.13	151,185	11,235	8,932	0	25,147	0	0	0	0	100,000	0	5,871	0	11,470
	Southern California P3 Financial Capacity Analysis and Business Case Development													
130.0162.18	1,368,042	229,285	182,292	0	513,225	2,500	12,500	50,000	0	250,000	0	128,240	0	28,675
	Goods Movement Planning													
<b>Project Total</b>	<b>2,128,709</b>	<b>352,347</b>	<b>280,132</b>	<b>0</b>	<b>788,680</b>	<b>2,500</b>	<b>12,500</b>	<b>50,000</b>	<b>0</b>	<b>450,000</b>	<b>0</b>	<b>192,550</b>	<b>0</b>	<b>51,615</b>
<b>Work Element Total</b>	<b>2,128,709</b>	<b>352,347</b>	<b>280,132</b>	<b>0</b>	<b>788,680</b>	<b>2,500</b>	<b>12,500</b>	<b>50,000</b>	<b>0</b>	<b>450,000</b>	<b>0</b>	<b>192,550</b>	<b>0</b>	<b>51,615</b>
<b>140</b>	<b>Transit and Rail Planning</b>													

**Southern California Association of Governments - FY 2019 - 2020 Overall Work Program - Program Expenditures**

	<b>Total</b>	<b>Salary</b>	<b>Benefits</b>	<b>Temp Staff</b>	<b>Indirect Cost</b>	<b>Printing</b>	<b>Travel</b>	<b>Other</b>	<b>Consultant</b>	<b>Consultant TC</b>	<b>Non-Profits/IHL</b>	<b>In-Kind Commits</b>	<b>Cash/Local Other</b>	<b>Toll Credits Not an expenditure</b>
<b>140.0121</b>	<b>Transit and Rail Planning</b>													
140.0121.01	635,212	136,944	108,877	0	306,532	0	10,000	0	0	0	0	72,859	0	0
Transit Planning														
140.0121.02	224,976	49,380	39,260	0	110,531	0	0	0	0	0	0	25,805	0	0
Regional High Speed Transport Program														
140.0121.07	406,110	7,193	5,719	0	16,101	0	0	0	377,097	0	0	0	0	0
LA-Orange Inter-County Connectivity Study (Green Line Extension)														
140.0121.08	309,429	24,019	19,096	0	53,762	0	0	0	0	200,000	0	12,552	0	22,940
Transit Asset Management (TAM) Planning														
<b>Project Total</b>	<b>1,575,727</b>	<b>217,536</b>	<b>172,952</b>	<b>0</b>	<b>486,926</b>	<b>0</b>	<b>10,000</b>	<b>0</b>	<b>377,097</b>	<b>200,000</b>	<b>0</b>	<b>111,216</b>	<b>0</b>	<b>22,940</b>
<b>140.4848</b>	<b>SCAG Coastal Ferry Feasibility Study</b>													
140.4848.01	54,088	897	714	0	2,008	0	0	0	0	50,000	0	469	0	5,735
SCAG Coastal Ferry Feasibility Study														
<b>Project Total</b>	<b>54,088</b>	<b>897</b>	<b>714</b>	<b>0</b>	<b>2,008</b>	<b>0</b>	<b>0</b>	<b>0</b>	<b>0</b>	<b>50,000</b>	<b>0</b>	<b>469</b>	<b>0</b>	<b>5,735</b>
<b>140.4849</b>	<b>Transit Ridership Study Phase 2</b>													
140.4849.01	182,772	7,193	5,719	0	16,101	0	0	0	0	150,000	0	3,759	0	17,205
Transit Ridership Study Phase 2														
<b>Project Total</b>	<b>182,772</b>	<b>7,193</b>	<b>5,719</b>	<b>0</b>	<b>16,101</b>	<b>0</b>	<b>0</b>	<b>0</b>	<b>0</b>	<b>150,000</b>	<b>0</b>	<b>3,759</b>	<b>0</b>	<b>17,205</b>
<b>Work Element Total</b>	<b>1,812,587</b>	<b>225,626</b>	<b>179,385</b>	<b>0</b>	<b>505,035</b>	<b>0</b>	<b>10,000</b>	<b>0</b>	<b>377,097</b>	<b>400,000</b>	<b>0</b>	<b>115,444</b>	<b>0</b>	<b>45,880</b>

**145 Sustainable Communities, Strategic Partnerships and Adaptation Planning Grant Program**

**145.4815 Montclair Safe Routes to School Plan**

**Southern California Association of Governments - FY 2019 - 2020 Overall Work Program - Program Expenditures**

	<b>Total</b>	<b>Salary</b>	<b>Benefits</b>	<b>Temp Staff</b>	<b>Indirect Cost</b>	<b>Printing</b>	<b>Travel</b>	<b>Other</b>	<b>Consultant</b>	<b>Consultant TC</b>	<b>Non-Profits/IHL</b>	<b>In-Kind Commits</b>	<b>Cash/Local Other</b>	<b>Toll Credits Not an expenditure</b>
145.4815.01	175,332	701	557	0	1,568	0	0	0	150,000	0	0	0	22,506	0
Montclair Safe Routes to School Plan														
<b>Project Total</b>	<b>175,332</b>	<b>701</b>	<b>557</b>	<b>0</b>	<b>1,568</b>	<b>0</b>	<b>0</b>	<b>0</b>	<b>150,000</b>	<b>0</b>	<b>0</b>	<b>0</b>	<b>22,506</b>	<b>0</b>
<b>145.4816</b>	<b>First-Mile Last-Mile Connectivity Study for Naval Base Ventura County</b>													
145.4816.01	51,788	1,683	1,338	0	3,767	0	0	0	45,000	0	0	0	0	0
First-Mile Last-Mile Connectivity Study for Naval Base Ventura County														
<b>Project Total</b>	<b>51,788</b>	<b>1,683</b>	<b>1,338</b>	<b>0</b>	<b>3,767</b>	<b>0</b>	<b>0</b>	<b>0</b>	<b>45,000</b>	<b>0</b>	<b>0</b>	<b>0</b>	<b>0</b>	<b>0</b>
<b>145.4817</b>	<b>Mobility Innovations and Pricing</b>													
145.4817.01	589,232	12,206	9,705	0	27,321	0	0	0	540,000	0	0	0	0	0
Mobility Innovations and Pricing														
<b>Project Total</b>	<b>589,232</b>	<b>12,206</b>	<b>9,705</b>	<b>0</b>	<b>27,321</b>	<b>0</b>	<b>0</b>	<b>0</b>	<b>540,000</b>	<b>0</b>	<b>0</b>	<b>0</b>	<b>0</b>	<b>0</b>
<b>145.4818</b>	<b>Westside Mobility Study Update</b>													
145.4818.01	458,568	1,957	1,556	0	4,380	0	0	0	408,350	0	0	0	42,325	0
Westside Mobility Study Update														
<b>Project Total</b>	<b>458,568</b>	<b>1,957</b>	<b>1,556</b>	<b>0</b>	<b>4,380</b>	<b>0</b>	<b>0</b>	<b>0</b>	<b>408,350</b>	<b>0</b>	<b>0</b>	<b>0</b>	<b>42,325</b>	<b>0</b>
<b>145.4819</b>	<b>Paths to Clean Vehicle Technology and Alternative Fuels Implementation in San Bernardino County</b>													
145.4819.01	414,585	9,814	7,803	0	21,968	0	0	0	335,000	0	0	0	40,000	0
Paths to Clean Vehicle Technology and Alternative Fuels Implementation in San Bernardino County														
<b>Project Total</b>	<b>414,585</b>	<b>9,814</b>	<b>7,803</b>	<b>0</b>	<b>21,968</b>	<b>0</b>	<b>0</b>	<b>0</b>	<b>335,000</b>	<b>0</b>	<b>0</b>	<b>0</b>	<b>40,000</b>	<b>0</b>
<b>145.4834</b>	<b>Southern California Regional Climate Adaptation Framework</b>													

**Southern California Association of Governments - FY 2019 - 2020 Overall Work Program - Program Expenditures**

	<b>Total</b>	<b>Salary</b>	<b>Benefits</b>	<b>Temp Staff</b>	<b>Indirect Cost</b>	<b>Printing</b>	<b>Travel</b>	<b>Other</b>	<b>Consultant</b>	<b>Consultant TC</b>	<b>Non-Profits/IHL</b>	<b>In-Kind Commits</b>	<b>Cash/Local Other</b>	<b>Toll Credits Not an expenditure</b>
145.4834.01	786,709	46,291	36,803	0	103,615	0	0	0	600,000	0	0	0	0	0
Southern California Regional Climate Adaptation Framework (FY18 SB1 Competitive)														
<b>Project Total</b>	<b>786,709</b>	<b>46,291</b>	<b>36,803</b>	<b>0</b>	<b>103,615</b>	<b>0</b>	<b>0</b>	<b>0</b>	<b>600,000</b>	<b>0</b>	<b>0</b>	<b>0</b>	<b>0</b>	<b>0</b>
<b>145.4835</b>	<b>ADA Paratransit Demand Forecast</b>													
145.4835.01	284,270	1,683	1,338	0	3,767	0	0	2,482	275,000	0	0	0	0	0
ADA Paratransit Demand Forecast (FY18 SB1 Competitive)														
<b>Project Total</b>	<b>284,270</b>	<b>1,683</b>	<b>1,338</b>	<b>0</b>	<b>3,767</b>	<b>0</b>	<b>0</b>	<b>2,482</b>	<b>275,000</b>	<b>0</b>	<b>0</b>	<b>0</b>	<b>0</b>	<b>0</b>
<b>145.4844</b>	<b>U.S. 101 Multi-Modal Corridor Study</b>													
145.4844.01	319,779	5,152	4,096	0	11,531	0	0	0	299,000	0	0	0	0	0
U.S. 101 Multi-Modal Corridor Study														
<b>Project Total</b>	<b>319,779</b>	<b>5,152</b>	<b>4,096</b>	<b>0</b>	<b>11,531</b>	<b>0</b>	<b>0</b>	<b>0</b>	<b>299,000</b>	<b>0</b>	<b>0</b>	<b>0</b>	<b>0</b>	<b>0</b>
<b>145.4845</b>	<b>Inland Empire Comprehensive Corridor Plans</b>													
145.4845.01	538,779	5,152	4,096	0	11,531	0	0	0	487,871	0	0	0	30,129	0
Inland Empire Comprehensive Corridor Plans														
<b>Project Total</b>	<b>538,779</b>	<b>5,152</b>	<b>4,096</b>	<b>0</b>	<b>11,531</b>	<b>0</b>	<b>0</b>	<b>0</b>	<b>487,871</b>	<b>0</b>	<b>0</b>	<b>0</b>	<b>30,129</b>	<b>0</b>
<b>145.4846</b>	<b>Wilmington Freight Mitigation Project</b>													
145.4846.01	302,941	18,580	14,772	0	41,589	0	0	0	192,000	0	0	0	36,000	0
Wilmington Freight Mitigation Project														
<b>Project Total</b>	<b>302,941</b>	<b>18,580</b>	<b>14,772</b>	<b>0</b>	<b>41,589</b>	<b>0</b>	<b>0</b>	<b>0</b>	<b>192,000</b>	<b>0</b>	<b>0</b>	<b>0</b>	<b>36,000</b>	<b>0</b>
<b>145.4847</b>	<b>Ventura County Freight Corridor Study</b>													

**Southern California Association of Governments - FY 2019 - 2020 Overall Work Program - Program Expenditures**

	<b>Total</b>	<b>Salary</b>	<b>Benefits</b>	<b>Temp Staff</b>	<b>Indirect Cost</b>	<b>Printing</b>	<b>Travel</b>	<b>Other</b>	<b>Consultant</b>	<b>Consultant TC</b>	<b>Non-Profits/IHL</b>	<b>In-Kind Commits</b>	<b>Cash/Local Other</b>	<b>Toll Credits Not an expenditure</b>
145.4847.01	168,172	5,745	4,568	0	12,859	0	0	0	145,000	0	0	0	0	0
Ventura County Freight Corridor Study														
<b>Project Total</b>	<b>168,172</b>	<b>5,745</b>	<b>4,568</b>	<b>0</b>	<b>12,859</b>	<b>0</b>	<b>0</b>	<b>0</b>	<b>145,000</b>	<b>0</b>	<b>0</b>	<b>0</b>	<b>0</b>	<b>0</b>
<b>145.4865</b>	<b>Southern California Goods Movement Communities Freight Impact Assessment</b>													
145.4865.01	299,400	0	0	0	0	0	0	59,880	239,520	0	0	0	0	0
Southern California Goods Movement Communities Freight Impact Assessment														
<b>Project Total</b>	<b>299,400</b>	<b>0</b>	<b>0</b>	<b>0</b>	<b>0</b>	<b>0</b>	<b>0</b>	<b>59,880</b>	<b>239,520</b>	<b>0</b>	<b>0</b>	<b>0</b>	<b>0</b>	<b>0</b>
<b>145.4866</b>	<b>East San Gabriel Valley Mobility Plan</b>													
145.4866.01	417,500	0	0	0	0	0	0	20,000	397,500	0	0	0	0	0
East San Gabriel Valley Mobility Plan														
<b>Project Total</b>	<b>417,500</b>	<b>0</b>	<b>0</b>	<b>0</b>	<b>0</b>	<b>0</b>	<b>0</b>	<b>20,000</b>	<b>397,500</b>	<b>0</b>	<b>0</b>	<b>0</b>	<b>0</b>	<b>0</b>
<b>145.4867</b>	<b>Curb Space Management Study</b>													
145.4867.01	564,700	0	0	0	0	0	0	39,529	525,171	0	0	0	0	0
Curb Space Management Study														
<b>Project Total</b>	<b>564,700</b>	<b>0</b>	<b>0</b>	<b>0</b>	<b>0</b>	<b>0</b>	<b>0</b>	<b>39,529</b>	<b>525,171</b>	<b>0</b>	<b>0</b>	<b>0</b>	<b>0</b>	<b>0</b>
<b>Work Element Total</b>	<b>5,371,755</b>	<b>108,964</b>	<b>86,632</b>	<b>0</b>	<b>243,896</b>	<b>0</b>	<b>0</b>	<b>121,891</b>	<b>4,639,412</b>	<b>0</b>	<b>0</b>	<b>0</b>	<b>170,960</b>	<b>0</b>
<b>155</b>	<b>Sustainable Communities Planning Grant Program</b>													
<b>155.4863</b>	<b>Transportation Broadband Strategies to Reduce VMT and GHG</b>													
155.4863.01	565,000	0	0	0	0	0	0	27,000	506,276	0	0	0	31,724	0
Transportation Broadband Strategies to Reduce VMT and GHG														



**Southern California Association of Governments - FY 2019 - 2020 Overall Work Program - Program Expenditures**

	Total	Salary	Benefits	Temp Staff	Indirect Cost	Printing	Travel	Other	Consultant	Consultant TC	Non-Profits/IHL	In-Kind Commits	Cash/Local Other	Toll Credits Not an expenditure
<b>Project Total</b>	<b>565,000</b>	<b>0</b>	<b>0</b>	<b>0</b>	<b>0</b>	<b>0</b>	<b>0</b>	<b>27,000</b>	<b>506,276</b>	<b>0</b>	<b>0</b>	<b>0</b>	<b>31,724</b>	<b>0</b>
<b>155.4864</b>	<b>SB 743 VMT Mitigation Assistance Program</b>													
155.4864.01	557,350	0	0	0	0	0	0	41,244	516,106	0	0	0	0	0
SB 743 VMT Mitigation Assistance Program														
<b>Project Total</b>	<b>557,350</b>	<b>0</b>	<b>0</b>	<b>0</b>	<b>0</b>	<b>0</b>	<b>0</b>	<b>41,244</b>	<b>516,106</b>	<b>0</b>	<b>0</b>	<b>0</b>	<b>0</b>	<b>0</b>
<b>Work Element Total</b>	<b>1,122,350</b>	<b>0</b>	<b>0</b>	<b>0</b>	<b>0</b>	<b>0</b>	<b>0</b>	<b>68,244</b>	<b>1,022,382</b>	<b>0</b>	<b>0</b>	<b>0</b>	<b>31,724</b>	<b>0</b>
<b>160</b>	<b>Project Management</b>													
<b>160.4850</b>	<b>Project Management</b>													
160.4850.01	841,853	208,719	165,942	0	467,192	0	0	0	0	0	0	0	0	0
Project Management														
<b>Project Total</b>	<b>841,853</b>	<b>208,719</b>	<b>165,942</b>	<b>0</b>	<b>467,192</b>	<b>0</b>	<b>0</b>	<b>0</b>	<b>0</b>	<b>0</b>	<b>0</b>	<b>0</b>	<b>0</b>	<b>0</b>
<b>Work Element Total</b>	<b>841,853</b>	<b>208,719</b>	<b>165,942</b>	<b>0</b>	<b>467,192</b>	<b>0</b>	<b>0</b>	<b>0</b>	<b>0</b>	<b>0</b>	<b>0</b>	<b>0</b>	<b>0</b>	<b>0</b>
<b>225</b>	<b>Special Grant Projects</b>													
<b>225.3564</b>	<b>SO. CALIF. Active Transportation Safety &amp; Encouragement Campaign</b>													
225.3564.10	1,024,847	3,501	2,784	0	7,837	0	0	3,476	1,007,249	0	0	0	0	0
Go Human - MSRC - Sustainability Planning Grants														
225.3564.11	1,332,623	0	0	0	0	0	0	0	1,000,000	0	0	0	332,623	0
SCAG 2017 Active Transportation Safety and Encouragement Campaign														

**Southern California Association of Governments - FY 2019 - 2020 Overall Work Program - Program Expenditures**

	<b>Total</b>	<b>Salary</b>	<b>Benefits</b>	<b>Temp Staff</b>	<b>Indirect Cost</b>	<b>Printing</b>	<b>Travel</b>	<b>Other</b>	<b>Consultant</b>	<b>Consultant TC</b>	<b>Non-Profits/IHL</b>	<b>In-Kind Commits</b>	<b>Cash/Local Other</b>	<b>Toll Credits Not an expenditure</b>
225.3564.13	273,254	18,038	14,341	0	40,375	0	500	0	200,000	0	0	0	0	0
Safety Campaign FY19 - Office of Traffic Safety														
225.3564.14	2,599,000	0	0	0	0	0	0	94,000	2,505,000	0	0	0	0	0
SCAG 2019 Local Demonstration Initiative														
225.3564.15	1,000,000	0	0	0	0	0	0	56,000	944,000	0	0	0	0	0
FY20 OTS - Pedestrian and Bicycle Safety Program														
<b>Project Total</b>	<b>6,229,724</b>	<b>21,539</b>	<b>17,125</b>	<b>0</b>	<b>48,212</b>	<b>0</b>	<b>500</b>	<b>153,476</b>	<b>5,656,249</b>	<b>0</b>	<b>0</b>	<b>0</b>	<b>332,623</b>	<b>0</b>
<b>225.4837</b>	<b>SCAG 2017 Active Transportation Local Planning Initiative</b>													
225.4837.01	1,545,308	0	0	0	0	0	0	0	1,250,000	0	0	0	295,308	0
SCAG 2017 Active Transportation Local Planning Initiative														
<b>Project Total</b>	<b>1,545,308</b>	<b>0</b>	<b>0</b>	<b>0</b>	<b>0</b>	<b>0</b>	<b>0</b>	<b>0</b>	<b>1,250,000</b>	<b>0</b>	<b>0</b>	<b>0</b>	<b>295,308</b>	<b>0</b>
<b>225.4838</b>	<b>SCAG 2017 Active Transportation Safety and Encouragement Campaign (Phase 2)</b>													
225.4838.01	402,582	2,825	2,246	0	6,323	0	0	4,606	331,582	0	0	0	55,000	0
SCAG 2017 Active Transportation Safety and Encouragement Campaign (Phase 2)														
<b>Project Total</b>	<b>402,582</b>	<b>2,825</b>	<b>2,246</b>	<b>0</b>	<b>6,323</b>	<b>0</b>	<b>0</b>	<b>4,606</b>	<b>331,582</b>	<b>0</b>	<b>0</b>	<b>0</b>	<b>55,000</b>	<b>0</b>
<b>225.4839</b>	<b>SCAG Active Transportation Disadvantaged Communities Plans</b>													
225.4839.01	1,040,034	39,305	31,250	0	87,979	0	1,500	60,000	820,000	0	0	0	0	0
SCAG Active Transportation Disadvantaged Communities Plans														
<b>Project Total</b>	<b>1,040,034</b>	<b>39,305</b>	<b>31,250</b>	<b>0</b>	<b>87,979</b>	<b>0</b>	<b>1,500</b>	<b>60,000</b>	<b>820,000</b>	<b>0</b>	<b>0</b>	<b>0</b>	<b>0</b>	<b>0</b>
<b>225.4868</b>	<b>Imperial County Project Ride, Walk, Learn</b>													
225.4868.01	224,000	0	0	0	0	0	0	0	224,000	0	0	0	0	0
Imperial County Project Ride, Walk, Learn														

**Southern California Association of Governments - FY 2019 - 2020 Overall Work Program - Program Expenditures**

	<b>Total</b>	<b>Salary</b>	<b>Benefits</b>	<b>Temp Staff</b>	<b>Indirect Cost</b>	<b>Printing</b>	<b>Travel</b>	<b>Other</b>	<b>Consultant</b>	<b>Consultant TC</b>	<b>Non-Profits/IHL</b>	<b>In-Kind Commits</b>	<b>Cash/Local Other</b>	<b>Toll Credits Not an expenditure</b>
<b>Project Total</b>	<b>224,000</b>	<b>0</b>	<b>0</b>	<b>0</b>	<b>0</b>	<b>0</b>	<b>0</b>	<b>0</b>	<b>224,000</b>	<b>0</b>	<b>0</b>	<b>0</b>	<b>0</b>	<b>0</b>
<b>225.4869</b>	<b>San Gabriel Valley Greenway Network Implementation Plan</b>													
225.4869.01	200,000	0	0	0	0	0	0	0	200,000	0	0	0	0	0
San Gabriel Valley Greenway Network Implementation Plan														
<b>Project Total</b>	<b>200,000</b>	<b>0</b>	<b>0</b>	<b>0</b>	<b>0</b>	<b>0</b>	<b>0</b>	<b>0</b>	<b>200,000</b>	<b>0</b>	<b>0</b>	<b>0</b>	<b>0</b>	<b>0</b>
<b>Work Element Total</b>	<b>9,641,648</b>	<b>63,669</b>	<b>50,621</b>	<b>0</b>	<b>142,514</b>	<b>0</b>	<b>2,000</b>	<b>218,082</b>	<b>8,481,831</b>	<b>0</b>	<b>0</b>	<b>0</b>	<b>682,931</b>	<b>0</b>
<b>230</b>	<b>Regional Aviation and Airport Ground Access Planning</b>													
<b>230.0174</b>	<b>Aviation System Planning</b>													
230.0174.05	367,759	80,720	64,176	0	180,681	0	0	0	0	0	0	42,182	0	0
2016 RTP/SCS Regional Aviation Program Implementation and Preparation for the 2020 RTP/SCS														
<b>Project Total</b>	<b>367,759</b>	<b>80,720</b>	<b>64,176</b>	<b>0</b>	<b>180,681</b>	<b>0</b>	<b>0</b>	<b>0</b>	<b>0</b>	<b>0</b>	<b>0</b>	<b>42,182</b>	<b>0</b>	<b>0</b>
<b>Work Element Total</b>	<b>367,759</b>	<b>80,720</b>	<b>64,176</b>	<b>0</b>	<b>180,681</b>	<b>0</b>	<b>0</b>	<b>0</b>	<b>0</b>	<b>0</b>	<b>0</b>	<b>42,182</b>	<b>0</b>	<b>0</b>
<b>265</b>	<b>Express Travel Choices Phase III</b>													
<b>265.2125</b>	<b>Express Travel Choices</b>													
265.2125.02	49,232	12,206	9,705	0	27,321	0	0	0	0	0	0	0	0	0
Express Travel Choices Phase III														
<b>Project Total</b>	<b>49,232</b>	<b>12,206</b>	<b>9,705</b>	<b>0</b>	<b>27,321</b>	<b>0</b>	<b>0</b>	<b>0</b>	<b>0</b>	<b>0</b>	<b>0</b>	<b>0</b>	<b>0</b>	<b>0</b>

**Southern California Association of Governments - FY 2019 - 2020 Overall Work Program - Program Expenditures**

	<b>Total</b>	<b>Salary</b>	<b>Benefits</b>	<b>Temp Staff</b>	<b>Indirect Cost</b>	<b>Printing</b>	<b>Travel</b>	<b>Other</b>	<b>Consultant</b>	<b>Consultant TC</b>	<b>Non-Profits/IHL</b>	<b>In-Kind Commits</b>	<b>Cash/Local Other</b>	<b>Toll Credits Not an expenditure</b>
<b>Work Element Total</b>	<b>49,232</b>	<b>12,206</b>	<b>9,705</b>	<b>0</b>	<b>27,321</b>	<b>0</b>	<b>0</b>	<b>0</b>	<b>0</b>	<b>0</b>	<b>0</b>	<b>0</b>	<b>0</b>	<b>0</b>
<b>266</b>	<b>Regional Significant Locally - Funded Projects</b>													
<b>266.0715</b>	<b>Locally-Funded Projects</b>													
266.0715.01	137,582	9,318	7,408	0	20,856	0	0	0	100,000	0	0	0	0	0
Local Transportation Planning														
<b>Project Total</b>	<b>137,582</b>	<b>9,318</b>	<b>7,408</b>	<b>0</b>	<b>20,856</b>	<b>0</b>	<b>0</b>	<b>0</b>	<b>100,000</b>	<b>0</b>	<b>0</b>	<b>0</b>	<b>0</b>	<b>0</b>
<b>Work Element Total</b>	<b>137,582</b>	<b>9,318</b>	<b>7,408</b>	<b>0</b>	<b>20,856</b>	<b>0</b>	<b>0</b>	<b>0</b>	<b>100,000</b>	<b>0</b>	<b>0</b>	<b>0</b>	<b>0</b>	<b>0</b>
<b>267</b>	<b>Clean Cities Program</b>													
<b>267.1241</b>	<b>Clean Cities Coalition</b>													
267.1241.04	131,694	30,215	24,023	0	67,632	0	5,000	4,824	0	0	0	0	0	0
SCAG and DOE/NETL Clean Cities Coalition Coordination														
<b>Project Total</b>	<b>131,694</b>	<b>30,215</b>	<b>24,023</b>	<b>0</b>	<b>67,632</b>	<b>0</b>	<b>5,000</b>	<b>4,824</b>	<b>0</b>	<b>0</b>	<b>0</b>	<b>0</b>	<b>0</b>	<b>0</b>
<b>Work Element Total</b>	<b>131,694</b>	<b>30,215</b>	<b>24,023</b>	<b>0</b>	<b>67,632</b>	<b>0</b>	<b>5,000</b>	<b>4,824</b>	<b>0</b>	<b>0</b>	<b>0</b>	<b>0</b>	<b>0</b>	<b>0</b>
<b>275</b>	<b>Sustainable Communities Program</b>													
<b>275.4823</b>	<b>Sustainability Planning Grant Program</b>													
275.4823.01	1,289,485	28,485	22,647	0	63,760	0	2,000	0	1,172,593	0	0	0	0	0
Sustainability Planning Grant Program - 2016 Call (FY18 SB 1 Formula)														

**Southern California Association of Governments - FY 2019 - 2020 Overall Work Program - Program Expenditures**

	<b>Total</b>	<b>Salary</b>	<b>Benefits</b>	<b>Temp Staff</b>	<b>Indirect Cost</b>	<b>Printing</b>	<b>Travel</b>	<b>Other</b>	<b>Consultant</b>	<b>Consultant TC</b>	<b>Non-Profits/IHL</b>	<b>In-Kind Commits</b>	<b>Cash/Local Other</b>	<b>Toll Credits Not an expenditure</b>
275.4823.02	1,663,768	14,570	11,584	0	32,614	0	0	0	1,605,000	0	0	0	0	0
Sustainability Planning Grant Program - 2016 Call (FY19 SB 1 Formula)														
275.4823.03	1,620,472	29,249	23,254	0	65,469	0	2,500	0	1,500,000	0	0	0	0	0
Sustainable Communities Program - 2018 Call (FY19 SB 1 Formula)														
275.4823.04	2,225,679	34,121	27,128	0	76,376	0	5,000	0	2,083,054	0	0	0	0	0
Sustainability Planning Grant Program - 2016 Call (CPG)														
275.4823.05	3,094,228	23,362	18,574	0	52,292	0	0	0	3,000,000	0	0	0	0	0
Sustainable Communities Program - 2018 Call (FY20 SB 1 Formula)														
<b>Project Total</b>	<b>9,893,632</b>	<b>129,787</b>	<b>103,187</b>	<b>0</b>	<b>290,511</b>	<b>0</b>	<b>9,500</b>	<b>0</b>	<b>9,360,647</b>	<b>0</b>	<b>0</b>	<b>0</b>	<b>0</b>	<b>0</b>
<b>Work Element Total</b>	<b>9,893,632</b>	<b>129,787</b>	<b>103,187</b>	<b>0</b>	<b>290,511</b>	<b>0</b>	<b>9,500</b>	<b>0</b>	<b>9,360,647</b>	<b>0</b>	<b>0</b>	<b>0</b>	<b>0</b>	<b>0</b>

**280 Future Communities Initiative**

**280.4824 Future Communities Partnership Grant Program**

280.4824.01	254,019	7,211	5,733	0	16,141	0	0	0	224,934	0	0	0	0	0
Future Communities Pilot Program (FY18 SB 1 Formula)														
280.4824.02	4,101,289	92,183	73,290	0	206,340	0	3,000	0	2,802,109	0	0	924,367	0	0
Future Communities Pilot Program (FY19 SB 1 Formula)														
<b>Project Total</b>	<b>4,355,308</b>	<b>99,394</b>	<b>79,023</b>	<b>0</b>	<b>222,481</b>	<b>0</b>	<b>3,000</b>	<b>0</b>	<b>3,027,043</b>	<b>0</b>	<b>0</b>	<b>924,367</b>	<b>0</b>	<b>0</b>

**280.4831 Future Communities Study**

280.4831.01	89,959	3,709	2,949	0	8,301	0	0	0	75,000	0	0	0	0	0
Future Communities Study (FY18 SB 1 Formula)														
<b>Project Total</b>	<b>89,959</b>	<b>3,709</b>	<b>2,949</b>	<b>0</b>	<b>8,301</b>	<b>0</b>	<b>0</b>	<b>0</b>	<b>75,000</b>	<b>0</b>	<b>0</b>	<b>0</b>	<b>0</b>	<b>0</b>

**Southern California Association of Governments - FY 2019 - 2020 Overall Work Program - Program Expenditures**

	<b>Total</b>	<b>Salary</b>	<b>Benefits</b>	<b>Temp Staff</b>	<b>Indirect Cost</b>	<b>Printing</b>	<b>Travel</b>	<b>Other</b>	<b>Consultant</b>	<b>Consultant TC</b>	<b>Non-Profits/IHL</b>	<b>In-Kind Commits</b>	<b>Cash/Local Other</b>	<b>Toll Credits Not an expenditure</b>
<b>280.4832</b>	<b>Regional Data Platform</b>													
280.4832.01	1,400,196	72,392	57,555	0	162,039	0	5,000	0	1,103,210	0	0	0	0	0
	Regional Data Platform (FY18 SB 1 Formula)													
280.4832.02	1,025,378	21,326	16,955	0	47,734	0	0	0	939,363	0	0	0	0	0
	Regional Data Platform (FY19 SB 1 Formula)													
280.4832.03	300,087	55,132	43,832	0	123,405	0	0	77,718	0	0	0	0	0	0
	Regional Data Platform (FY20 SB 1 Formula)													
<b>Project Total</b>	<b>2,725,661</b>	<b>148,850</b>	<b>118,342</b>	<b>0</b>	<b>333,178</b>	<b>0</b>	<b>5,000</b>	<b>77,718</b>	<b>2,042,573</b>	<b>0</b>	<b>0</b>	<b>0</b>	<b>0</b>	<b>0</b>
<b>280.4840</b>	<b>Future Communities Framework</b>													
280.4840.01	228,676	44,299	35,220	0	99,157	0	0	0	0	0	50,000	0	0	0
	Future Communities Framework (FY19 SB 1 Formula)													
<b>Project Total</b>	<b>228,676</b>	<b>44,299</b>	<b>35,220</b>	<b>0</b>	<b>99,157</b>	<b>0</b>	<b>0</b>	<b>0</b>	<b>0</b>	<b>0</b>	<b>50,000</b>	<b>0</b>	<b>0</b>	<b>0</b>
<b>280.4859</b>	<b>Regional Aerial and Related Product Capture</b>													
280.4859.01	876,983	31,389	24,956	0	70,260	0	0	378	750,000	0	0	0	0	0
	Regional Aerial and Related Product Capture (FY20 SB1 Formula)													
<b>Project Total</b>	<b>876,983</b>	<b>31,389</b>	<b>24,956</b>	<b>0</b>	<b>70,260</b>	<b>0</b>	<b>0</b>	<b>378</b>	<b>750,000</b>	<b>0</b>	<b>0</b>	<b>0</b>	<b>0</b>	<b>0</b>
<b>Work Element Total</b>	<b>8,276,587</b>	<b>327,641</b>	<b>260,490</b>	<b>0</b>	<b>733,377</b>	<b>0</b>	<b>8,000</b>	<b>78,096</b>	<b>5,894,616</b>	<b>0</b>	<b>50,000</b>	<b>0</b>	<b>924,367</b>	<b>0</b>
<b>290</b>	<b>RESEARCH, PLANNING AND ENGAGEMENT FOR SUSTAINABLE COMMUNITIES</b>													
<b>290.4826</b>	<b>SCS Scenario Development and Outreach</b>													
290.4826.01	587,981	21,193	16,850	0	47,438	0	2,500	0	500,000	0	0	0	0	0
	SCS Scenario Development & Outreach (FY18 SB 1 Formula)													

**Southern California Association of Governments - FY 2019 - 2020 Overall Work Program - Program Expenditures**

	Total	Salary	Benefits	Temp Staff	Indirect Cost	Printing	Travel	Other	Consultant	Consultant TC	Non-Profits/IHL	In-Kind Commits	Cash/Local Other	Toll Credits Not an expenditure
290.4826.02	210,530	27,404	21,787	0	61,339	0	0	0	100,000	0	0	0	0	0
SCS Scenario Development and Outreach (FY20 SB 1 Formula)														
<b>Project Total</b>	<b>798,511</b>	<b>48,597</b>	<b>38,637</b>	<b>0</b>	<b>108,777</b>	<b>0</b>	<b>2,500</b>	<b>0</b>	<b>600,000</b>	<b>0</b>	<b>0</b>	<b>0</b>	<b>0</b>	<b>0</b>
<b>290.4827</b>	<b>Mobility Innovations &amp; Incentives – Revealed Preference Demonstration Study</b>													
290.4827.01	0	0	0	0	0	0	0	0	0	0	0	0	0	0
Mobility Innovations & Incentives - Revealed Preference Demonstration Study (FY18 SB 1 Formula)														
290.4827.02	399,232	12,206	9,705	0	27,321	0	0	0	350,000	0	0	0	0	0
Mobility Innovations & Incentives - Revealed Preference Demonstration Study (FY19 SB 1 Formula)														
<b>Project Total</b>	<b>399,232</b>	<b>12,206</b>	<b>9,705</b>	<b>0</b>	<b>27,321</b>	<b>0</b>	<b>0</b>	<b>0</b>	<b>350,000</b>	<b>0</b>	<b>0</b>	<b>0</b>	<b>0</b>	<b>0</b>
<b>290.4828</b>	<b>Mobility Innovations &amp; Incentives – Equity Analysis</b>													
290.4828.01	0	0	0	0	0	0	0	0	0	0	0	0	0	0
Mobility Innovations & Incentives - Equity Analysis (FY18 SB 1 Formula)														
290.4828.02	399,232	12,206	9,705	0	27,321	0	0	0	350,000	0	0	0	0	0
Mobility Innovations & Incentives - Equity Analysis (FY19 SB 1 Formula)														
<b>Project Total</b>	<b>399,232</b>	<b>12,206</b>	<b>9,705</b>	<b>0</b>	<b>27,321</b>	<b>0</b>	<b>0</b>	<b>0</b>	<b>350,000</b>	<b>0</b>	<b>0</b>	<b>0</b>	<b>0</b>	<b>0</b>
<b>290.4829</b>	<b>Integrated Passenger and Freight Rail Forecast</b>													
290.4829.01	298,932	12,132	9,645	0	27,155	0	0	0	250,000	0	0	0	0	0
Integrated Passenger and Freight Rail Forecast (FY18 SB 1 Formula)														
290.4829.02	503,619	897	714	0	2,008	0	0	0	500,000	0	0	0	0	0
Integrated Passenger and Freight Rail Forecast (FY20 SB 1 Formula)														
<b>Project Total</b>	<b>802,551</b>	<b>13,029</b>	<b>10,359</b>	<b>0</b>	<b>29,163</b>	<b>0</b>	<b>0</b>	<b>0</b>	<b>750,000</b>	<b>0</b>	<b>0</b>	<b>0</b>	<b>0</b>	<b>0</b>
<b>290.4830</b>	<b>Housing Monitoring for SCS</b>													

**Southern California Association of Governments - FY 2019 - 2020 Overall Work Program - Program Expenditures**

	<b>Total</b>	<b>Salary</b>	<b>Benefits</b>	<b>Temp Staff</b>	<b>Indirect Cost</b>	<b>Printing</b>	<b>Travel</b>	<b>Other</b>	<b>Consultant</b>	<b>Consultant TC</b>	<b>Non-Profits/IHL</b>	<b>In-Kind Commits</b>	<b>Cash/Local Other</b>	<b>Toll Credits Not an expenditure</b>
290.4830.01	0	0	0	0	0	0	0	0	0	0	0	0	0	0
Housing Monitoring for SCS (FY18 SB 1 Formula)														
290.4830.02	203,391	50,277	39,972	0	112,537	0	0	605	0	0	0	0	0	0
Housing Monitoring for SCS (FY20 SB 1 Formula)														
<b>Project Total</b>	<b>203,391</b>	<b>50,277</b>	<b>39,972</b>	<b>0</b>	<b>112,537</b>	<b>0</b>	<b>0</b>	<b>605</b>	<b>0</b>	<b>0</b>	<b>0</b>	<b>0</b>	<b>0</b>	<b>0</b>
<b>290.4841</b>	<b>RTP/SCS Land Use Policy &amp; Program Development</b>													
290.4841.01	0	0	0	0	0	0	0	0	0	0	0	0	0	0
RTP/SCS Land Use Policy & Program Development (FY19 SB 1 Formula)														
290.4841.02	162,719	40,095	31,877	0	89,747	0	1,000	0	0	0	0	0	0	0
RTP/SCS Land Use Policy & Program Development (FY20 SB 1 Formula)														
<b>Project Total</b>	<b>162,719</b>	<b>40,095</b>	<b>31,877</b>	<b>0</b>	<b>89,747</b>	<b>0</b>	<b>1,000</b>	<b>0</b>	<b>0</b>	<b>0</b>	<b>0</b>	<b>0</b>	<b>0</b>	<b>0</b>
<b>290.4852</b>	<b>HQTA/Sustainable Communities Initiative</b>													
290.4852.01	248,688	17,968	14,286	0	40,219	0	1,000	215	175,000	0	0	0	0	0
HQTA/Sustainable Communities Initiative (FY20 SB 1 Formula)														
<b>Project Total</b>	<b>248,688</b>	<b>17,968</b>	<b>14,286</b>	<b>0</b>	<b>40,219</b>	<b>0</b>	<b>1,000</b>	<b>215</b>	<b>175,000</b>	<b>0</b>	<b>0</b>	<b>0</b>	<b>0</b>	<b>0</b>
<b>290.4861</b>	<b>REACH (Research &amp; Teaching)</b>													
290.4861.01	448,401	101,998	81,093	0	228,310	0	25,000	12,000	0	0	0	0	0	0
REACH (Research & Teaching) (FY20 SB 1 Formula)														
<b>Project Total</b>	<b>448,401</b>	<b>101,998</b>	<b>81,093</b>	<b>0</b>	<b>228,310</b>	<b>0</b>	<b>25,000</b>	<b>12,000</b>	<b>0</b>	<b>0</b>	<b>0</b>	<b>0</b>	<b>0</b>	<b>0</b>
<b>290.4862</b>	<b>Open Space Strategic Plan</b>													
290.4862.01	599,985	59,117	47,001	0	132,326	0	5,000	0	0	0	325,000	31,541	0	0
Regional Planning for Open Space Strategic Plan (FY19 SB 1 Formula)														



**Southern California Association of Governments - FY 2019 - 2020 Overall Work Program - Program Expenditures**

	Total	Salary	Benefits	Temp Staff	Indirect Cost	Printing	Travel	Other	Consultant	Consultant TC	Non-Profits/IHL	In-Kind Commits	Cash/Local Other	Toll Credits Not an expenditure
Project Total	599,985	59,117	47,001	0	132,326	0	5,000	0	0	0	325,000	31,541	0	0
Work Element Total	4,062,710	355,493	282,635	0	795,721	0	34,500	12,820	2,225,000	0	325,000	31,541	0	0
<b>Grand Total</b>	<b>\$82,747,350</b>	<b>\$8,252,085</b>	<b>\$6,560,812</b>	<b>\$402,000</b>	<b>\$19,074,857</b>	<b>\$15,000</b>	<b>\$293,750</b>	<b>\$2,253,614</b>	<b>\$33,445,715</b>	<b>\$6,265,889</b>	<b>\$535,000</b>	<b>\$3,838,646</b>	<b>\$1,809,982</b>	<b>\$718,703</b>



**FINAL**  
**Overall Work  
Program**

**Fiscal Year 2019-2020**

**SECTION VI**

Caltrans Sustainable Transportation  
Planning Grant Program



# Southern California Association of Governments (SCAG)

## FY18 SB1 Sustainable Communities Formula Funds

			FY18 OWP A04		FY19 OWP A03			FY18 SB1 Estimated Carry-Over for FY20 (A)		FY18 SB1 Proposed Fund Re-allocation (B)	FY20 OWP FINAL	
			FY18 SB1 Allocation	TDA Match	FY18 SB1 Carry-Over for FY19	TDA Match Carry-Over for FY19	FY18 SB1 Estimated Carry-Over for FY20 (A)	FY18 SB1 Proposed Fund Re-allocation (B)	Revised FY18 SB 1 Carry-Over for FY20 (A+B)	TDA Match Carry-Over for FY20		
			\$ 5,640,238	\$ 730,753	\$ 5,458,913	\$ 707,260	\$ 2,944,274		\$ 2,944,274	\$ 381,462		
			Lapse Date: 6/30/2020									
DEPT. MANAGER	PROJECT/TASK NAME	TASK NO.										
Greenspan	Sustainability Planning Grant Program - 2016 Call (FY18 SB1 Formula)	275.4823.01	\$ 2,632,223	\$ 341,032	\$ 2,490,718	\$ 322,699	\$ 1,038,096	\$ -	\$ 1,038,096	\$ 134,497		
<b>WORK ELEMENT 275 - SUSTAINABLE COMMUNITIES PROGRAM</b>			\$ 2,632,223	\$ 341,032	\$ 2,490,718	\$ 322,699	\$ 1,038,096	\$ -	\$ 1,038,096	\$ 134,496		
Law	Future Communities Pilot Program (FY18 SB1 Formula)	280.4824.01	\$ 331,988	\$ 43,013	\$ 331,988	\$ 43,013	\$ 199,134	\$ -	\$ 199,134	\$ 25,800		
Wen	Future Communities Study (FY18 SB1 Formula)	280.4831.01	\$ 221,325	\$ 28,675	\$ 221,325	\$ 28,675	\$ 66,397	\$ -	\$ 66,397	\$ 8,603		
Wen	Regional Data Platform (FY18 SB1 Formula)	280.4832.01	\$ 442,650	\$ 57,350	\$ 442,650	\$ 57,350	\$ 123,942	\$ 852,731	\$ 976,672	\$ 126,538		
<b>WORK ELEMENT 280 - FUTURE COMMUNITIES INITIATIVE</b>			\$ 995,963	\$ 129,038	\$ 995,963	\$ 129,038	\$ 389,472	\$ 852,731	\$ 1,242,203	\$ 160,941		
Bustamante	SB1 Program Administration (FY18 SB1 Formula)	285.4825.01	\$ 282,012	\$ 36,538	\$ 253,543	\$ 32,849	\$ 233,021	\$ (233,021)	\$ -	\$ -		
<b>WORK ELEMENT 285 - SB1 PROGRAM ADMINISTRATION</b>			\$ 282,012	\$ 36,538	\$ 253,543	\$ 32,849	\$ 233,021	\$ (233,021)	\$ -	\$ -		
Greenspan	SCS Scenario Development & Outreach (FY18 SB1 Formula)	290.4826.01	\$ 756,211	\$ 97,975	\$ 756,211	\$ 97,975	\$ 442,650	\$ -	\$ 442,650	\$ 57,350		
Nam	Mobility Innovations & Incentives - Revealed Preference Demo Study (FY18 SB1 Formula)	290.4827.01	\$ 309,855	\$ 40,145	\$ 309,855	\$ 40,145	\$ 309,855	\$ (309,855)	\$ -	\$ -		
Nam	Mobility Innovations & Incentives - Equity Analysis (FY18 SB1 Formula)	290.4828.01	\$ 309,855	\$ 40,145	\$ 309,855	\$ 40,145	\$ 309,855	\$ (309,855)	\$ -	\$ -		
Law	Integrated Passenger and Freight Rail Forecast (FY18 SB1 Formula)	290.4829.01	\$ 221,325	\$ 28,675	\$ 221,325	\$ 28,675	\$ 221,325	\$ -	\$ 221,325	\$ 28,675		
Chang	Housing Monitoring for SCS (FY18 SB1 Formula)	290.4830.01	\$ 132,795	\$ 17,205	\$ 121,443	\$ 15,734	\$ -	\$ -	\$ -	\$ -		
<b>WORK ELEMENT 290 - CONNECT SOCIAL RESEARCH, PLANNING &amp; ENGAGEMENT</b>			\$ 1,730,041	\$ 224,145	\$ 1,718,688	\$ 222,674	\$ 1,283,685	\$ (619,710)	\$ 663,975	\$ 86,025		



# Southern California Association of Governments (SCAG)

## FY19 SB1 Sustainable Communities Formula Funds

			FY19 OWP A05		FY19 SB1		FY20 OWP FINAL	
			FY19 SB1 Allocation	TDA Match	Estimated Carry-Over for FY20 (A)	FY19 SB1 Proposed Fund Re-allocation (B)	Revised FY19 SB1 Carry-Over for FY20 (A+B)	TDA Match Carry-Over for FY20
			\$ 5,301,609	\$ 686,880	\$ 4,616,274		\$ 4,616,275	\$ 598,087
Lapse Date:			2/28/2021					
DEPT. MANAGER	PROJECT/TASK NAME	TASK NO.						
Greenspan	Sustainability Planning Grant Program - 2016 Call (FY19 SB1 Formula)	275.4823.02	\$ 1,543,039	\$ 199,917	\$ 1,239,420	\$ (287,723)	\$ 951,697	\$ 123,303
Greenspan	Sustainable Communities Program - 2018 Call (FY19 SB1 Formula)	275.4823.03	\$ 1,327,950	\$ 172,050	\$ 1,327,950	\$ -	\$ 1,327,950	\$ 172,050
<b>WORK ELEMENT 275 - SUSTAINABLE COMMUNITIES PROGRAM</b>			\$ 2,870,989	\$ 371,967	\$ 2,567,370	\$ (287,723)	\$ 2,279,647	\$ 295,352
Law	Future Communities Pilot Program (FY19 SB1 Formula)	280.4824.02	\$ 553,313	\$ 71,688	\$ 553,313	\$ -	\$ 553,312	\$ 71,688
Wen	Regional Data Platform (FY19 SB1 Formula)	280.4832.02	\$ 1,327,950	\$ 172,050	\$ 1,218,811	\$ (387,194)	\$ 831,618	\$ 107,745
Wen	Future Communities Framework (FY19 SB1 Formula)	280.4840.01	\$ 157,090	\$ 20,353	\$ 44,265	\$ -	\$ 44,265	\$ 5,735
<b>WORK ELEMENT 280 - FUTURE COMMUNITIES INITIATIVE</b>			\$ 2,038,353	\$ 264,090	\$ 1,816,388	\$ (392,786)	\$ 1,423,603	\$ 184,443
Bustamante	SB1 Program Administration (FY19 SB1 Formula)	285.4825.02	\$ 232,516	\$ 30,125	\$ 232,516	\$ (232,516)	\$ -	\$ -
<b>WORK ELEMENT 285 - SB1 PROGRAM ADMINISTRATION</b>			\$ 232,516	\$ 30,125	\$ 232,516	\$ (232,516)	\$ -	\$ -
Nam	Mobility Innovations & Incentives - Revealed Preference Demo Study (FY19 SB1 Formula)	290.4827.02	\$ -	\$ -	\$ -	\$ 309,855	\$ 309,855	\$ 40,145
Nam	Mobility Innovations & Incentives - Equity Analysis (FY19 SB1 Formula)	290.4828.02	\$ -	\$ -	\$ -	\$ 309,855	\$ 309,855	\$ 40,145
Greenspan	RTP/SCS Land Use Policy & Program Development (FY19 SB1 Formula)	290.4841.01	\$ 159,751	\$ 20,698	\$ -	\$ -	\$ -	\$ -
Greenspan	Regional Planning for Open Space Strategic Plan (FY19 SB1 Formula)	290.4862.01	\$ -	\$ -	\$ -	\$ 287,723	\$ 287,723	\$ 37,277
<b>WORK ELEMENT 290 - CONNECT SOCAL RESEARCH, PLANNING &amp; ENGAGEMENT</b>			\$ 159,751	\$ 20,698	\$ -	\$ 913,025	\$ 913,025	\$ 118,292



# Southern California Association of Governments (SCAG)

## FY20 SB 1 Sustainable Communities Formula Funds

FY20 OWP FINAL

FY20 SB 1  
Allocation

TDA Match

\$ 5,170,390 \$ 669,879

Lapse Date: 2/28/2022

DEPT. MANAGER	PROJECT/TASK NAME	TASK NO.				
Greenspan	Sustainable Communities Program - 2018 Call (FY20 SB 1 Formula)	275.4823.05	\$	2,655,900	\$	344,100
WORK ELEMENT 275 - SUSTAINABLE COMMUNITIES PROGRAM			\$	2,655,900	\$	344,100
Wen	Regional Data Platform (FY20 SB 1 Formula)	280-4832.03	\$	265,668	\$	34,419
Wen	Regional Aerial and Related Product Capture (FY20 SB 1 Formula)	280.4859.01	\$	776,393	\$	100,590
WORK ELEMENT 280 - FUTURE COMMUNITIES INITIATIVE			\$	1,042,061	\$	135,009
Greenspan	SCS Scenario Development & Outreach (FY20 SB 1 Formula)	290.4826.02	\$	88,530	\$	11,470
Law	Integrated Passenger and Freight Rail Forecast (FY20 SB 1 Formula)	290.4829.02	\$	442,650	\$	57,350
Chang	Housing Monitoring for SCS (FY20 SB 1 Formula)	290.4830.02	\$	180,062	\$	23,329
Greenspan	RTP/SCS Land Use Policy & Program Development (FY20 SB 1 Formula)	290.4841.02	\$	144,055	\$	18,664
Greenspan	HQTA/Sustainable Communities Initiative (FY20 SB 1 Formula)	290.4852.01	\$	220,163	\$	28,525
Wen	REACH (Research & Teaching) (FY20 SB 1 Formula)	290.4861.01	\$	396,969	\$	51,432
WORK ELEMENT 290 - CONNECT SOCAL RESEARCH, PLANNING & ENGAGEMENT			\$	1,472,429	\$	190,770



# Southern California Association of Governments (SCAG)

## FY18 SB1 Sustainable Communities Competitive Grant Funds

FY18 OWP A05		FY19 OWP A03		FY20 OWP FINAL		
FY18 SB1 Grant Award	TDA Match	FY18 SB1 Grant Carry-Over for FY19	TDA Match Carry-Over for FY19	FY18 SB1 Grant Estimated Carry-Over for FY20	FY18 SB1 Grant Carry-Over for FY20	TDA Match Carry-Over for FY20
\$312,511	\$40,489	\$312,511	\$40,489	\$245,654	\$245,654	\$31,828

Lapse Date: 6/30/2020

DEPT. MANAGER	PROJECT/TASK NAME	TASK NO.														
Law	ADA Paratransit Demand Forecast (FY18 SB1 Competitive)	145.4835.01	\$	312,511	\$	40,489	\$	312,511	\$	40,489	\$	245,654	\$	245,654	\$	31,828
WORK ELEMENT 145 - SUSTAINABLE COMMUNITIES, STRATEGIC PARTNERSHIPS AND ADAPTATION PLANNING GRANT PROGRAM			\$	312,511	\$	40,489	\$	312,511	\$	40,489	\$	245,654	\$	245,654	\$	31,828



# Southern California Association of Governments (SCAG)

## FY18 SB 1 Adaptation Planning Competitive Grant Funds

			FY18 OWP A05		FY19 OWP A03		FY20 OWP FINAL			
			FY18 SB1 Grant Award	TDA Match	FY18 SB1 Grant Carry-Over for FY19	TDA Match Carry-Over for FY19	FY18 SB1 Grant Estimated Carry-Over for FY20	FY18 SB1 Grant Carry-Over for FY20	TDA Match Carry-Over for FY20	
			\$941,700	\$122,124	\$941,700	\$122,124	\$531,122	\$531,122	\$68,878	
			Lapse Date: 6/30/2020							
DEPT. MANAGER	PROJECT/TASK NAME	TASK NO.								
Greenspan	Southern California Regional Climate Adaptation Framework (FY18 SB1 Competitive)	145.4834.01	941,700	122,124	\$ 941,700	\$ 122,124	\$ 531,122	\$ 531,122	\$ 68,878	
WORK ELEMENT 145 - SUSTAINABLE COMMUNITIES, STRATEGIC PARTNERSHIPS AND ADAPTATION PLANNING GRANT PROGRAM			\$ 941,700	\$ 122,124	\$ 941,700	\$ 122,124	\$ 531,122	\$ 531,122	\$ 68,878	



# Southern California Association of Governments (SCAG)

## FHWA SPR Planning Competitive Grant

Grant Year	DEPT. MANAGER	PROJECT/TASK NAME	TASK NO.	FY18 OWP A02		FY19 OWP A03		FY20 OWP FINAL		FY20 OWP A01	
				FHWA SPR Grant Award	Match	FHWA SPR Grant Award	Match	FHWA SPR Grant Award	Match	FHWA SPR Grant Award	Match
Lapse Date:				6/30/2020							
FY18	Nam	Mobility Innovations and Pricing	145-4817.01	\$ 432,000	\$ 108,000	\$ 432,000	\$ 108,000	\$ 432,000	\$ 108,000	\$ 432,000	\$ 108,000
FY18	Nam	Paths to Clean Vehicle Technology and Alternative Fuels Implementation in San Bernardino County	145-4819.01	\$ 304,800	\$ 76,200	\$ 304,535	\$ 76,134	\$ 300,000	\$ 75,000	\$ 300,000	\$ 75,000
Lapse Date:				6/30/2021							
FY19	Amatya	U.S. 101 Multi-Modal Corridor Study	145-4844.01	\$ -	\$ -	\$ 100,000	\$ 225,000	\$ 92,000	\$ 207,000	\$ 92,000	\$ 207,000
FY19	Nam	Wilmington Freight Mitigation Project	145-4846.01	\$ -	\$ -	\$ 192,000	\$ 48,000	\$ 192,000	\$ 48,000	\$ 192,000	\$ 48,000
FY19	Nam	Ventura County Freight Corridor Study	145-4847.01	\$ -	\$ -	\$ 100,000	\$ 24,000	\$ 96,000	\$ 24,000	\$ 96,000	\$ 24,000
Lapse Date:				6/30/2022							
FY20	Nam	Southern California Goods Movement Communities Freight Impact Assessment	145-4865.01	\$ -	\$ -	\$ -	\$ -	\$ -	\$ -	\$ 239,520	\$ 59,880
FY20	Amatya	East San Gabriel Valley Mobility Plan	145-4866.01	\$ -	\$ -	\$ -	\$ -	\$ -	\$ -	\$ 334,000	\$ 83,500
<b>WORK ELEMENT 145 - SUSTAINABLE COMMUNITIES, STRATEGIC PARTNERSHIPS AND ADAPTATION PLANNING GRANT PROGRAM</b>				<b>\$ 736,800</b>	<b>\$ 184,200</b>	<b>\$ 1,128,535</b>	<b>\$ 481,134</b>	<b>\$ 1,112,000</b>	<b>\$ 462,000</b>	<b>\$ 1,685,520</b>	<b>\$ 605,380</b>





# Southern California Association of Governments (SCAG)

## Section 5304 Planning Competitive Grant

Grant Year	DEPT. MANAGER	PROJECT/TASK NAME	TASK NO.	FY18 OWP A02		FY19 OWP A03		FY20 OWP FINAL		FY20 OWP A01	
				FTA 5304 Grant Award	Match	FTA 5304 Grant Award	Match	FTA 5304 Grant Award	Match	FTA 5304 Grant Award	Match
			Lapse Date:	6/30/2020							
FY18	Anderson	Montclair Safe Routes to School Plan	145-4815.01	\$ 183,750	\$ 23,807	\$ 181,940	\$ 27,328	\$ 150,000	\$ 22,506	\$ 150,000	\$ 22,506
FY18	Law	First-Mile Last-Mile Connectivity Study for Naval Base Ventura County	145-4816.01	\$ 80,960	\$ 10,490	\$ 79,633	\$ 10,318	\$ 39,838	\$ 5,162	\$ 39,838	\$ 5,162
FY18	Greenspan	Westside Mobility Study Update	145-4818.01	\$ 375,996	\$ 48,715	\$ 367,531	\$ 47,617	\$ 326,680	\$ 42,325	\$ 326,680	\$ 42,325
			Lapse Date:	6/30/2021							
FY19	Amatya	Inland Empire Comprehensive Corridor Plans	145-4845.01	\$ -	\$ -	\$ 500,000	\$ 65,000	\$ 458,407	\$ 59,593	\$ 458,407	\$ 59,593
			Lapse Date:	6/30/2022							
FY20	Nam	Curb Space Management Study	145-4867.01	\$ -	\$ -	\$ -	\$ -	\$ -	\$ -	\$ 481,488	\$ 83,212
WORK ELEMENT 145 - SUSTAINABLE COMMUNITIES, STRATEGIC PARTNERSHIPS AND ADAPTATION PLANNING GRANT PROGRAM				\$ 640,706	\$ 83,012	\$ 1,129,104	\$ 150,263	\$ 974,925	\$ 129,586	\$ 1,456,413	\$ 212,798



# Southern California Association of Governments (SCAG)

## State Highway Account Planning Competitive Grant

FY20 OWP A01

Grant Year	DEPT. MANAGER	PROJECT/TASK NAME	TASK NO.	SHA Grant Award	Match
			Lapse Date:	2/28/2022	
FY20	Law	Transportation Broadband Strategies to Reduce VMT and GHG	155-4863.01	\$ 500,191	\$ 64,805
FY20	Chang	SB743 VMT Mitigation Assistance Program	155-4864.01	\$ 493,422	\$ 63,928
WORK ELEMENT 155 - SUSTAINABLE COMMUNITIES PLANNING GRANT PROGRAM				\$ 993,613	\$ 128,733



**FINAL**  
**Overall Work  
Program**

**Fiscal Year 2019-2020**

**SECTION VII**  
Appendices



**FINAL**  
**Overall Work  
Program**

**Fiscal Year 2019-2020**

**A**  
**Certifications and Assurances**

**FTA FISCAL YEAR 2019 CERTIFICATIONS AND ASSURANCES**

**FEDERAL FISCAL YEAR 2019 CERTIFICATIONS AND ASSURANCES FOR FTA ASSISTANCE PROGRAMS**

(Signature pages alternate to providing Certifications and Assurances in TrAMS.)

Name of Applicant: Southern California Association of Governments (SCAG)

The Applicant certifies to the applicable provisions of categories 01–18.   x  

*Or,*

The Applicant certifies to the applicable provisions of the categories it has selected:

<b>Category</b>	<b>Certification</b>
01 Certifications and Assurances Required of Every Applicant	_____
02 Tax Liability and Felony Convictions	_____
03 Lobbying	_____
04 Private Sector Protections	_____
05 Transit Asset Management Plan	_____
06 Rolling Stock Buy America Reviews and Bus Testing	_____
07 Urbanized Area Formula Grants Program	_____
08 Formula Grants for Rural Areas	_____
09 Fixed Guideway Capital Investment Grants and the Expedited Project Delivery for Capital Investment Grants Pilot Program	_____
10 Grants for Buses and Bus Facilities and Low or No Emission Vehicle Deployment Grant Programs	_____
11 Enhanced Mobility of Seniors and Individuals with Disabilities Programs	_____
12 State of Good Repair Grants	_____
13 Infrastructure Finance Programs	_____
14 Alcohol and Controlled Substances Testing	_____
15 Rail Safety Training and Oversight	_____
16 Demand Responsive Service	_____
17 Interest and Financing Costs	_____
18 Construction Hiring Preferences	_____

**FEDERAL FISCAL YEAR 2019 FTA CERTIFICATIONS AND ASSURANCES SIGNATURE**

**PAGE**

(Required of all Applicants for federal assistance to be awarded by FTA in FY 2019)

**AFFIRMATION OF APPLICANT**

Name of the Applicant: Southern California Association of Governments (SCAG)

BY SIGNING BELOW, on behalf of the Applicant, I declare that it has duly authorized me to make these Certifications and Assurances and bind its compliance. Thus, it agrees to comply with all federal laws, regulations, and requirements, follow applicable federal guidance, and comply with the Certifications and Assurances as indicated on the foregoing page applicable to each application its Authorized Representative makes to the Federal Transit Administration (FTA) in federal fiscal year 2019, irrespective of whether the individual that acted on his or her Applicant's behalf continues to represent it.

FTA intends that the Certifications and Assurances the Applicant selects on the other side of this document should apply to each Award for which it now seeks, or may later seek federal assistance to be awarded during federal fiscal year 2019.

The Applicant affirms the truthfulness and accuracy of the Certifications and Assurances it has selected in the statements submitted with this document and any other submission made to FTA, and acknowledges that the Program Fraud Civil Remedies Act of 1986, 31 U.S.C. § 3801 *et seq.*, and implementing U.S. DOT regulations, "Program Fraud Civil Remedies," 49 CFR part 31, apply to any certification, assurance or submission made to FTA. The criminal provisions of 18 U.S.C. § 1001 apply to any certification, assurance, or submission made in connection with a federal public transportation program authorized by 49 U.S.C. chapter 53 or any other statute

In signing this document, I declare under penalties of perjury that the foregoing Certifications and Assurances, and any other statements made by me on behalf of the Applicant are true and accurate.

Signature \_\_\_\_\_

Date: 4/10/19

Basil Panas, Chief Financial Officer

Name \_\_\_\_\_

Authorized Representative of Applicant

**AFFIRMATION OF APPLICANT'S ATTORNEY**

For (Name of Applicant): Southern California Association of Governments (SCAG)

As the undersigned Attorney for the above-named Applicant, I hereby affirm to the Applicant that it has authority under state, local, or tribal government law, as applicable, to make and comply with the Certifications and Assurances as indicated on the foregoing pages. I further affirm that, in my opinion, the Certifications and Assurances have been legally made and constitute legal and binding obligations on it.

I further affirm that, to the best of my knowledge, there is no legislation or litigation pending or imminent that might adversely affect the validity of these Certifications and Assurances, or of the performance of its FTA assisted Award.

Signature \_\_\_\_\_

Date: 4/9/19

Joann Africa, Director of Legal Services/Chief Counsel

Name \_\_\_\_\_

Attorney for Applicant

*Each Applicant for federal assistance to be awarded by FTA must provide an Affirmation of Applicant's Attorney pertaining to the Applicant's legal capacity. The Applicant may enter its electronic signature in lieu of the Attorney's signature within TrAMS, provided the Applicant has on file and uploaded to TrAMS this hard-copy Affirmation, signed by the attorney and dated this federal fiscal year.*

## FY 2019/2020 FHWA and FTA Metropolitan Transportation Planning Process Self-Certification

In accordance with 23 CFR part 450, the California Department of Transportation and Southern California Association of Governments, the designated Metropolitan Planning Organization for the counties of Imperial, Los Angeles, Orange, Riverside, San Bernardino, and Ventura urbanized area(s), hereby certify that the transportation planning process is being carried out in accordance with all applicable requirements including:

- (1) 23 U.S.C. 134, 49 U.S.C. 5303, and subpart C of 23 CFR part 450;
- (2) In nonattainment and maintenance areas, sections 174 and 176(c) and (d) of the Clean Air Act, as amended (42 U.S.C. 7504, 7506(c) and (d)) and 40 CFR part 93;
- (3) Title VI of the Civil Rights Act of 1964, as amended (42 U.S.C. 2000d-1) and 49 CFR part 21;
- (4) 49 U.S.C. 5332, prohibiting discrimination on the basis of race, color, creed, national origin, sex, or age in employment or business opportunity;
- (5) Section 1101(b) of the FAST Act (Pub. L. 114-94) and 49 CFR part 26 regarding the involvement of disadvantaged business enterprises in USDOT funded projects;
- (6) 23 CFR part 230, regarding the implementation of an equal employment opportunity program on Federal and Federal-aid highway construction contracts;
- (7) The provisions of the Americans with Disabilities Act of 1990 (42 U.S.C. 12101 et seq.) and 49 CFR parts 27, 37, and 38;
- (8) The Older Americans Act, as amended (42 U.S.C. 6101), prohibiting discrimination on the basis of age in programs or activities receiving Federal financial assistance;
- (9) Section 324 of title 23 U.S.C. regarding the prohibition of discrimination based on gender; and
- (10) Section 504 of the Rehabilitation Act of 1973 (29 U.S.C. 794) and 49 CFR part 27 regarding discrimination against individuals with disabilities.

\_\_\_\_\_  
MPO Authorizing Signature

Basil Panas, Chief Financial Officer  
Title

\_\_\_\_\_  
Date

4/10/19

\_\_\_\_\_  
Caltrans District Approval Signature

\_\_\_\_\_  
Title

\_\_\_\_\_  
Date

**Fiscal Year 2019/2020 California Department of Transportation  
Debarment and Suspension Certification**

*As required by U.S. DOT regulations on governmentwide Debarment and Suspension*


*(Nonprocurement), 49 CFR 29.100:*

- 1) The Applicant certifies, to the best of its knowledge and belief, that it and its contractors, subcontractors and subrecipients:
  - a) Are not presently debarred, suspended, proposed for debarment, declared ineligible, or voluntarily excluded from covered transactions by any Federal department or agency;
  - b) Have not, within the three (3) year period preceding this certification, been convicted of or had a civil judgment rendered against them for commission of fraud or a criminal offense in connection with obtaining, attempting to obtain, or performing a public (Federal, state, or local) transaction or contract under a public transaction, violation of Federal or state antitrust statutes, or commission of embezzlement, theft, forgery, bribery, falsification or destruction of records, making false statements, or receiving stolen property;
  - c) Are not presently indicted for or otherwise criminally or civilly charged by a governmental entity (Federal, state, or local) with commission of any of the offenses listed in subparagraph (1)(b) of this certification; and
  - d) Have not, within the three (3) year period preceding this certification, had one or more public transactions (Federal, state, and local) terminated for cause or default.
- 2) The Applicant also certifies that, if Applicant later becomes aware of any information contradicting the statements of paragraph (1) above, it will promptly provide that information to the State.
- 3) If the Applicant is unable to certify to all statements in paragraphs (1) and (2) of this certification, through those means available to Applicant, including the General Services Administration's *Excluded Parties List System (EPLS)*, Applicant shall indicate so in its applications, or in the transmittal letter or message accompanying its annual certifications and assurances, and will provide a written explanation to the State.



**DEPARTMENT OF TRANSPORTATION  
DEBARMENT AND SUSPENSION CERTIFICATION  
FISCAL YEAR 2019/2020  
SIGNATURE PAGE**

In signing this document, I declare under penalties of perjury that the foregoing certifications and assurances, and any other statements made by me on behalf of the Applicant are true and correct.

Signature  Date 4/10/19

Printed Name: Basil Panas, Chief Financial Officer

As the undersigned Attorney for the above named Applicant, I hereby affirm to the Applicant that it has the authority under state and local law to make and comply with the certifications and assurances as indicated on the foregoing pages. I further affirm that, in my opinion, these certifications and assurances have been legally made and constitute legal and binding obligations of the Applicant.

I further affirm to the Applicant that, to the best of my knowledge, there is no legislation or litigation pending or imminent that might adversely affect the validity of these certifications and assurances or of the performance of the described project.

**AFFIRMATION OF APPLICANT'S ATTORNEY**

For Southern California Association of Governments (Name of Applicant)

Signature  Date 4/9/19

Printed Name of Applicant's Attorney: Joann Africa, Director of Legal Services/Chief Counsel

# DISCLOSURE OF LOBBYING ACTIVITIES

Complete this form to disclose lobbying activities pursuant to 31 U.S.C. 1352

Approved by OMB

0348-0046

(See reverse for public burden disclosure.)

<b>1. Type of Federal Action:</b> <input checked="" type="checkbox"/> a. contract <input type="checkbox"/> b. grant <input type="checkbox"/> c. cooperative agreement <input type="checkbox"/> d. loan <input type="checkbox"/> e. loan guarantee <input type="checkbox"/> f. loan insurance	<b>2. Status of Federal Action:</b> <input checked="" type="checkbox"/> a. bid/offer/application <input type="checkbox"/> b. initial award <input type="checkbox"/> c. post-award	<b>3. Report Type:</b> <input type="checkbox"/> a. initial filing      FY 2019-20 <input type="checkbox"/> b. material change <b>For Material Change Only:</b> year _____ quarter _____ date of last report _____
<b>4. Name and Address of Reporting Entity:</b> <input type="checkbox"/> Prime <input checked="" type="checkbox"/> Subawardee Tier <u>1</u> , if known:  Southern California Association of Governments (SCAG) 900 Wilshire Blvd., 17th Floor Los Angeles, CA 90017  <b>Congressional District, if known:</b>	<b>5. If Reporting Entity in No. 4 is a Subawardee, Enter Name and Address of Prime:</b>  CA Department of Transportation 1120 N st. Sacramento, CA 95814  <b>Congressional District, if known:</b>	
<b>6. Federal Department/Agency:</b>  Federal Transit Administration	<b>7. Federal Program Name/Description:</b>  Consolidated Planning Grant  CFDA Number, if applicable: <u>20.505</u>	
<b>8. Federal Action Number, if known:</b>	<b>9. Award Amount, if known:</b> \$ CA CPG Allocation	
<b>10. a. Name and Address of Lobbying Registrant</b> <i>(if individual, last name, first name, MI):</i> SCAG does not currently contract with a lobbying firm to influence an employee of any Federal agency, a Member of Congress, an officer or employee of Congress, or an employee of a Member of Congress in connection with a covered Federal action.	<b>b. Individuals Performing Services</b> <i>(including address if different from No. 10a)</i> <i>(last name, first name, MI):</i>	
<b>11.</b> Information requested through this form is authorized by title 31 U.S.C. section 1352. This disclosure of lobbying activities is a material representation of fact upon which reliance was placed by the tier above when this transaction was made or entered into. This disclosure is required pursuant to 31 U.S.C. 1352. This information will be available for public inspection. Any person who fails to file the required disclosure shall be subject to a civil penalty of not less than \$10,000 and not more than \$100,000 for each such failure.	Signature: <u>Kome Ajise</u> Print Name: <u>Kome Ajise</u> Title: <u>Interim Executive Director</u> Telephone No.: <u>1 (213) 236-1835</u> Date: <u>4/11/2019</u>	
<b>Federal Use Only:</b>		Authorized for Local Reproduction Standard Form LLL (Rev. 7-97)



**FINAL**  
**Overall Work  
Program**

**Fiscal Year 2019-2020**

**B**  
Resolution



SOUTHERN CALIFORNIA  
ASSOCIATION OF GOVERNMENTS  
900 Wilshire Blvd., Ste. 1700  
Los Angeles, CA 90017  
T: (213) 236-1800  
www.scag.ca.gov

## RESOLUTION NO. 19-611-1

### A RESOLUTION OF THE SOUTHERN CALIFORNIA ASSOCIATION OF GOVERNMENTS (SCAG) ADOPTING THE FISCAL YEAR 2019-20 COMPREHENSIVE BUDGET

#### REGIONAL COUNCIL OFFICERS

President  
Alan D. Wapner, San Bernardino  
County Transportation Authority

First Vice President  
Bill Jahn, Big Bear Lake

Second Vice President  
Randon Lane, Murrieta

Immediate Past President  
Margaret E. Finlay, Duarte

#### COMMITTEE CHAIRS

Executive/Administration  
Alan D. Wapner, San Bernardino  
County Transportation Authority

Community, Economic &  
Human Development  
Peggy Huang, Transportation  
Corridor Agencies

Energy & Environment  
Linda Parks, Ventura County

Transportation  
Curt Hagman, San Bernardino  
County

**WHEREAS**, the Southern California Association of Governments (SCAG) is the Metropolitan Planning Organization, for the six county region consisting of Los Angeles, Orange, San Bernardino, Riverside, Ventura, and Imperial counties pursuant to 23 U.S.C. § 134 et seq. and 49 U.S.C. § 5303 et seq.;

**WHEREAS**, SCAG has developed the Fiscal Year (FY) 2019-20 Comprehensive Budget that includes the following budget components: the Overall Work Program (OWP); the FTA Discretionary and Formula Grant Budget; the TDA Capital and Debt Service Budget; the General Fund Budget; the Indirect Cost Budget (ICAP); and the Fringe Benefits Budget; and

**WHEREAS**, the OWP is the basis for SCAG's annual regional planning activities and budget; and

**WHEREAS**, in conjunction with the OWP Agreement and Master Fund Transfer Agreement, the OWP constitutes the annual funding contract between the State of California Department of Transportation (Caltrans) and SCAG for Consolidated Planning Grant (CPG) funding; and

**WHEREAS**, SCAG is also eligible to receive other Federal and/or State grant funds for certain regional transportation planning related activities. For such funding upon award, the funds are implemented through the OWP and SCAG and the applicable Federal or State agency shall execute the applicable grant agreement(s); and

**WHEREAS**, SCAG's Regional Council authorized release of the FY 2019-20 Draft OWP for a thirty-day public comment period on March 7, 2019, and submitted the Draft OWP to Caltrans, the Federal Transportation Agency and the Federal Highway Administration for review and comment. All comments received to the Draft OWP have been addressed and incorporated into the FY 2019- Final OWP within the Comprehensive Budget as appropriate.

**NOW THEREFORE, BE IT RESOLVED** by the Regional Council of the Southern California Association of Governments, that the FY 2019-20 Comprehensive Budget is approved and adopted.

**BE IT FURTHER RESOLVED THAT:**


1. The Regional Council hereby authorizes submittal of SCAG's approved FY 2019-20 OWP to the participating State and Federal agencies.
2. The Regional Council hereby authorizes submittal of SCAG's approved FY 2019-20 Indirect Cost Allocation Plan (ICAP) to the participating State and Federal agencies.
3. SCAG pledges to pay or secure in cash or services, or both, the matching funds necessary for financial assistance.
4. The SCAG Interim Executive Director, or in his absence, the Chief Financial Officer, is hereby designated and authorized to execute all related agreements and other documents on behalf of the Regional Council.
5. The SCAG Executive Director, or in his absence, the Chief Financial Officer, is hereby authorized to make and submit to the applicable funding agencies, the necessary work program, and budget modifications to the FY 2019-20 based on actual available funds and to draw funds as necessary on a line of credit or other requisition basis.
6. The SCAG Executive Director, or in his absence, the Chief Financial Officer, is hereby authorized to submit grant applications and execute the applicable grant agreements and any amendments with the applicable Federal or State agency and to implement grant funds through SCAG's OWP, and this includes submittal and execution of the required Master Fund Transfer Agreement with Caltrans, as part of the Caltrans Sustainable Transportation Planning Grant Programs.
7. The SCAG Executive Director, or in his absence, the Chief Financial Officer, is hereby authorized to make administrative amendments to the FY 2019-20 OWP that do not affect the delivery of regional transportation planning tasks, activities, steps, products, or the funding amounts listed on the Overall Work Program Agreement (OWPA).

**PASSED, APPROVED AND ADOPTED** by the Regional Council of the Southern California Association of Governments, at its regular meeting this 2<sup>nd</sup> day of May, 2019.




Alan D. Wapner  
President, SCAG  
San Bernardino County Transportation Authority

Attested by:



Kome Ajise  
Executive Director

Approved as to Form:



Joann Africa  
Chief Counsel



# FINAL Overall Work Program

Fiscal Year 2019-2020

C

Glossary

# Glossary

<b>AA</b>	Alternative Analysis
<b>ASHTO</b>	American Association of State Highway and Transportation Officials – a nonprofit, nonpartisan association representing highway and transportation departments in the 50 states, the District of Columbia and Puerto Rico.
<b>ACE</b>	Alameda Corridor East – a 35-mile corridor extending through the San Gabriel Valley between East Los Angeles and Pomona and connecting the Alameda Corridor to the transcontinental railroad network.
<b>ADA</b>	Americans with Disabilities Act of 1990 – guarantees equal opportunity for individuals with disabilities in public accommodations, employment, transportation, State and local government services, and telecommunications. It prescribes federal transportation requirements for transportation providers.
<b>Antelope Valley AQMD</b>	Antelope Valley Air Quality Management District – the air pollution control agency for the portion of Los Angeles County north of the San Gabriel Mountains.
<b>APS</b>	Alternative Planning Strategy
<b>ARB</b>	Air Resource Board
<b>ARRA</b>	American Recovery and Reinvestment Act 2009
<b>AQMP</b>	Air Quality Management Plan – regional plan for air quality improvement in compliance with federal and State requirements.
<b>ATAC</b>	Aviation Technical Advisory Committee
<b>ATIS</b>	Advanced Traveler Information Systems – technology used to provide travelers with information, both pre-trip and in-vehicle, so they can better utilize the transportation system.
<b>ATMS</b>	Advanced Transportation Management Systems – technology used to improve the operations of the transportation network.



## GLOSSARY

<b>AVO</b>	Average Vehicle Occupancy – calculated by dividing the total number of travelers by the total number of vehicles.
<b>Base Year</b>	The year 2000, used in the RTP performance analysis as a reference point for current conditions.
<b>Baseline</b>	Future scenarios in which only projects in the 2002 RTIP that have federal environmental clearance by December 2002 are assumed to be completed. The Baseline functions as the “No-Project” alternative used in the RTP Program EIR.
<b>BTA</b>	Bicycle Transportation Account
<b>BLS</b>	Bureau of Labor Statistics – the principal fact-finding agency for the federal government in the broad field of labor economics and statistics.
<b>BNSF</b>	Burlington Northern and Santa Fe Railway Company.
<b>BPAC</b>	Bike/Ped Advisory Committee
<b>Bus Rapid Transit</b>	Bus transit service that seeks to reduce travel time through measures such as traffic signal priority, automatic vehicle location, dedicated bus lanes, limited-stop service, and faster fare collection policies.
<b>CAA</b>	Clean Air Act (CAA) – 1970 federal act that authorized EPA to establish air quality standards to limit levels of pollutants in the air. EPA has promulgated such standards (or NAAQS) for six criteria pollutants: sulfur dioxide (SO <sub>2</sub> ), nitrogen dioxide (NO <sub>2</sub> ), carbon monoxide (CO), ozone, lead, and particulate matter (PM <sub>10</sub> ). All areas of the United States must maintain ambient levels of these pollutants below the ceilings established by the NAAQS; any area that does not meet these standards is a “nonattainment” area. States must develop SIPs to explain how they will comply with the CAA. The act was amended in 1977 and again in 1990.
<b>Caltrans</b>	California Department of Transportation – State agency responsible for the design, construction, maintenance, and operation of the California State Highway System, as well as that portion of the Interstate Highway System within the State's boundaries.
<b>CARB</b>	California Air Resources Board – State agency responsible for attaining and maintaining healthy air quality through setting and enforcing emissions standards, conducting research, monitoring air quality, providing education and outreach, and overseeing/assisting

local air quality districts.

**CALOTS**

California Land Opportunities Tracking System

**Catalytic demand**

Additional aviation demand that is created by companies that locate in the proximity of expanding airports with developable land around them, to reduce airport ground access time and costs for their employees and clients. Catalytic demand is greatest for large hub airports, particularly international airports.

**CBP**

Compass Blueprint

**CBTP**

Community Based Transportation Planning

**CEC**

California Energy Commission

**CEHD**

Community, Economic, and Human Development Committee

**CEQA**

California Environmental Quality Act – State law providing certain environmental protections that apply to all transportation projects funded with State funds.

**CETAP**

Community Environmental and Transportation Acceptability Process – part of the Riverside County Integrated Project that is examining where to locate possible major new multi-modal transportation facilities to serve the current and future transportation needs of Western Riverside County, while minimizing impacts on communities and the environment.

**C.F.R.**

Code of Federal Regulations

**CHTS**

California Household Travel Survey

<b>CSMP</b>	Corridor System Management Plan
<b>CMA</b>	County Congestion Management Agencies
<b>CMAQ</b>	Congestion Mitigation and Air Quality Program – federal program initiated by ISTEA to provide funding for surface transportation and other related projects that contribute to air quality improvements and reduce congestion.
<b>CMP</b>	Corridor Management Plan
<b>CMS</b>	Congestion Management System (also the federal reference to California Congestion Management Program) – a program to reduce congestion on regional streets and roads using travel demand reduction and operational management strategies.
<b>CO</b>	Carbon monoxide – a colorless, odorless, poisonous gas formed when carbon in fuels is not burned completely. It is a byproduct of highway vehicle exhaust, which contributes about 60 percent of all CO emissions nationwide.
<b>COG</b>	Council of Governments – under State law, a single or multi-county council created by a joint powers agreement.
<b>COMPASS / Growth Visioning</b>	A planning process guided by input from the public and initiated by SCAG to develop a regional strategy for addressing future growth in Southern California.
<b>Congestion pricing</b>	User fee imposed on vehicles during peak demand periods on congested roadways.
<b>Constant dollars</b>	Dollars expended/received in a specific year adjusted for inflation/deflation relative to another time period.
<b>Corridor</b>	In planning, a broad geographical band that follows a general directional flow or connects major sources of trips. It may contain a number of streets and highways, and transit lines and routes.
<b>CRM</b>	Customer Relation Management System

## GLOSSARY

<b>CTC</b>	California Transportation Commission – a nine-member board appointed by the governor to oversee and administer State and federal transportation funds and provides oversight on project delivery.
<b>CTIPS</b>	California Transportation Improvement Program System – a project programming database system used to efficiently and effectively develop and manage various transportation programming documents as required under State and federal law.
<b>CTPP</b>	CENSUS TRANSPORTATION PLANNING PRODUCTS
<b>Current dollars</b>	Actual dollars expended/received in a specific year without adjustments for inflation/deflation.
<b>CVO</b>	Commercial Vehicle Operations – management of commercial vehicle activities through ITS.
<b>DCP</b>	Department of City Planning (City of Los Angeles)
<b>Deficiency Plan</b>	Set of provisions contained in a Congestion Management Plan to address congestion, when unacceptable levels of congestion occur. Projects implemented through the Deficiency Plan must, by statute, have both mobility and air quality benefits.
<b>DOE</b>	United States Department of Energy
<b>DTIM</b>	Direct Travel Impact Model – a vehicle emissions forecasting model.
<b>EAC</b>	Executive and Administration Committee
<b>EEC</b>	Energy and Environment Committee
<b>EAVTAM</b>	Enhanced Antelope Valley Transportation Model
<b>EDF</b>	Environmental Defense Fund – a national nonprofit organization that seeks to protect the environmental rights of all people, including future generations.
<b>EIR</b>	Environmental Impact Report – an informational document, required under CEQA, which will inform public agency decision-makers and the public generally of: the significant environmental effects of a project, possible ways to minimize significant effects, and

reasonable alternatives to the project.

**EJ** Environmental Justice

**EMFAC** Emission Factor – model that estimates on-road motor vehicle emission rates for current year as well as back-casted and forecasted inventories.

**EPA** Environmental Protection Agency – federal agency established to develop and enforce regulations that implement environmental laws enacted by Congress to protect human health and safeguard the natural environment.

**ERP** Enterprise Resource Planning

**ESRI** Esri is an international supplier of Geographic Information System software, web GIS and geodatabase management applications. The company is headquartered in Redlands, California.

**EV** Electric Vehicle

**FAA** Federal Aviation Administration – federal agency responsible for issuing and enforcing safety regulations and minimum standards, managing air space and air traffic, and building and maintaining air navigation facilities.

**FHWA** Federal Highway Administration – federal agency responsible for administering the Federal-Aid Highway Program, which provides federal financial assistance to the states to construct and improve the National Highway System, urban and rural roads, and bridges.

**FMS** Financial Management System

**Financially constrained** Expenditures are said to be financially constrained if they are within limits of anticipated revenues.

**FRA** Federal Railroad Administration – federal agency created to promulgate and enforce rail safety regulations, administer railroad assistance programs, conduct research and development in support of improved railroad safety and national rail transportation policy, and consolidate government support of rail transportation activities.

<b>FTA</b>	Federal Transit Administration – the federal agency responsible for administering federal transit funds and assisting in the planning and establishment of area wide urban mass transportation systems. As opposed to FHWA funding, most FTA funds are allocated directly to local agencies, rather than Caltrans.
<b>FTIP</b>	Federal Transportation Improvement Program – a three-year list of all transportation projects proposed for federal transportation funding within the planning area of an MPO. (Note: The FTIP is locally referred to as the 2002 RTIP.)
<b>FY</b>	Fiscal Year – period of time beginning July 1 and ending the following June 30.
<b>GA</b>	General Assembly
<b>GARVEE</b>	Grant Anticipation Revenue Vehicles – a debt financing instrument authorized to receive federal reimbursement of debt service and related financing costs under Section 122 of Title 23, United States Code. GARVEEs can be issued by a state, a political subdivision of a state, or a public authority.
<b>GIS / EGIS</b>	Enterprise Geographic Information System – powerful mapping software that links information about where things are with information about what things are like. GIS allows users to examine relationships between features distributed unevenly over space, seeking patterns that may not be apparent without using advanced techniques of query, selection, analysis, and display.
<b>GHG</b>	Greenhouse Gas – Gases that trap heat in the atmosphere, causing climate change.
<b>GNP</b>	Gross National Product – an estimate of the total value of goods and services produced in any specified country in a given year. GNP can be measured as a total amount or an amount per capita.
<b>Grade crossing</b>	A crossing or intersection of highways, railroad tracks, other guideways, or pedestrian walks, or combinations of these at the same level or grade.
<b>GRI</b>	Green Region Initiative

## GLOSSARY

<b>HDT</b>	Heavy Duty Truck – truck with a gross vehicle weight of 8,500 pounds or more.
<b>Home-based work trips</b>	Trips that go between home and work, either directly or with an intermediate stop. Home-based work trips include telecommuting, working at home and non-motorized transportation work trips.
<b>HOT Lane</b>	High Occupancy Toll Lane – an HOV lane that single-occupant drivers can pay to drive in.
<b>HOV</b>	High Occupancy Vehicle – vehicles with two (and in some cases three) or more occupants. Vehicles include automobiles, vans, buses and taxis.
<b>HOV Lane</b>	High Occupancy Vehicle Lane – a lane restricted to vehicles with two (and in some cases three) or more occupants to encourage carpooling. Vehicles include automobiles, vans, buses and taxis.
<b>HPMS</b>	Highway Performance Monitoring System – a federally mandated program designed by FHWA to assess the performance of the nation’s highway system.
<b>HSR</b>	High-Speed Rail
<b>HUD</b>	U.S. Department of Housing and Urban Development – federal agency charged with increasing homeownership, supporting community development, and increasing access to affordable housing free from discrimination.
<b>ICAPCD</b>	Imperial County Air Pollution Control District – local air agency mandated by State and federal regulations to implement and enforce air pollution rules and regulations.
<b>ICTC</b>	Imperial County Transportation commission
<b>IGR</b>	Inter-Governmental Review – review of regionally significant local plans, projects, and programs for consistency with SCAG’s adopted regional plans. SCAG is the authorized regional agency for IGR.
<b>IIG</b>	Infill Incentive Grant
<b>Infrastructure</b>	The basic facilities, equipment, services and installations needed for the growth and functioning of a community.

<b>IOS</b>	Initial Operating Segment.
<b>ISTEA</b>	Intermodal Surface Transportation Efficiency Act – signed into federal law on December 18, 1991, it provided authorization for highways, highway safety and mass transportation for FYs 1991–1997 and served as the legislative vehicle for defining federal surface transportation policy.
<b>ITIP</b>	Interregional Transportation Improvement Program - the portion of the STIP that includes projects selected by Caltrans (25 percent of STIP funds).
<b>IT</b>	Information Technologies – support or management of computer-based information systems
<b>ITLUM</b>	Integrated Transportation and Land Use Model
<b>ITS</b>	Intelligent Transportation Systems – systems that use modern detection, communications and computing technology to collect data on system operations and performance, communicate that information to system managers and users, and use that information to manage and adjust the transportation system to respond to changing operating conditions, congestion or accidents. ITS technology can be applied to arterials, freeways, transit, trucks and private vehicles. ITS include Advanced Traveler Information Systems (ATIS), Advanced Public Transit Systems (APTS), Advanced Traffic Management Systems (ATMS), Advanced Vehicle Control Systems (AVCS) and Commercial Vehicle Operations (CVO).
<b>IVAG</b>	Imperial Valley Association of Governments – Council of Governments for Imperial County. IVAG is responsible for short-range transportation planning, including all projects utilizing federal and State highway and transit funds.
<b>JARC</b>	Job Access Reverse Commute formula grant – Federal Transit Administration program that funds transportation projects designed to help low-income individuals access to employment and related activities where existing transit is unavailable, inappropriate, or insufficient.



<b>JPA</b>	Joint Powers Authority – two or more agencies that enter into a cooperative agreement to jointly wield powers that are common to them. JPAs are a vehicle for the cooperative use of existing governmental powers to finance and provide infrastructure and/or services in a cost-efficient manner.
<b>LACMTA</b>	Los Angeles County Metropolitan Transportation Authority, more commonly referred to as the MTA or Metro – agency responsible for planning and funding countywide transportation improvements, administering the county’s transportation sales tax revenues, and operating bus and rail transit service.
<b>LAUPT</b>	Los Angeles Union Passenger Terminal, also known as Union Station.
<b>LAWA</b>	Los Angeles World Airports – aviation authority of the City of Los Angeles. LAWA owns and operates Los Angeles International (LAX), Ontario International, Van Nuys, and Palmdale airports.
<b>LCMC</b>	Legislative/Communications and Membership Committee
<b>LPA</b>	Locally Preferred Alternative
<b>LAX</b>	Los Angeles International Airport
<b>LCVs</b>	Longer-Combination Vehicles – includes tractor-trailer combinations with two or more trailers that weigh more than 80,000 pounds.
<b>LEM</b>	Location Efficient Mortgage – allows people to qualify for larger loan amounts if they choose a home in a densely populated community that is well-served by public transit, and where destinations are located close together so that they can also walk and bike instead of driving everywhere.
<b>Livable Communities</b>	Communities that are pedestrian- and transit-friendly environments, achieved through local government building and design standards and private builders’ implementation.
<b>LOSSAN</b>	Los Angeles-San Diego Rail Corridor Agency – a Joint Powers Authority operating in Los Angeles, Orange, and San Diego counties, created to improve the rail system between San Diego and Los Angeles.

<b>LTF</b>	Local Transportation Fund – fund which receives TDA revenues.
<b>MAGLEV</b>	Magnetic Levitation high-speed transportation system.
<b>MAP</b>	Million Annual Passengers – used to quantify airport activity.
<b>Market incentives</b>	Measures designed to encourage certain actions or behaviors. These include inducements for the use of carpools, buses and other HOVs in place of single-occupant automobile travel. Examples include HOV lanes, preferential parking, and financial incentives.
<b>MDAB</b>	Mojave Desert Air Basin – area defined by State law as comprising the desert portions of Los Angeles, Kern, Riverside, and San Bernardino Counties.
<b>MDAQMD</b>	Mojave Desert Air Quality Management District – local air agency mandated by State and federal regulations to implement and enforce air pollution rules and regulations; encompasses the desert portion of San Bernardino County from the summit of the Cajon Pass north to the Inyo County Line, as well as the Palo Verde Valley portion of Riverside County.
<b>Measure A</b>	Revenues generated from Riverside County’s local half-cent sales tax.
<b>Measure I</b>	Revenues generated from San Bernardino County’s local half-cent sales tax.
<b>Metrolink</b>	Regional commuter rail system connecting Los Angeles, Orange, Riverside, San Bernardino, and Ventura Counties and operated by SCRRA.
<b>MIS</b>	Major Investment Study – the preliminary study, including preliminary environmental documentation, for choosing alternative transportation projects for federal transportation funding. An MIS is a requirement, which is conducted cooperatively by the study sponsor and the MPO.
<b>Mixed flow</b>	Traffic movement having autos, trucks, buses and motorcycles sharing traffic lanes.
<b>Mode</b>	A particular form of travel (e.g., walking, traveling by automobile, traveling by bus or traveling by train).

<b>Mode split</b>	The proportion of total person trips using various specified modes of transportation.
<b>Model</b>	A mathematical description of a real-life situation that uses data on past and present conditions to make a projection.
<b>MOU</b>	Memorandum of Understanding
<b>MPO</b>	Metropolitan Planning Organization – A federally required planning body responsible for transportation planning and project selection in a region.
<b>MPU</b>	Minimum Planning Unit
<b>MTA</b>	Metropolitan Transportation Authority – see LACMTA
<b>MTS</b>	Metropolitan Transportation System – regional network of roadways and transit corridors.
<b>Multi-modal</b>	A mixture of the several modes of transportation, such as transit, highways, non-motorized, etc.
<b>NAAQS</b>	National Ambient Air Quality Standards – targets established by the U.S. Environmental Protection Agency (EPA) for the maximum contribution of a specific pollutant in the air.
<b>NAFTA</b>	North American Free Trade Agreement – agreement between the governments of Canada, Mexico, and the United States to eliminate barriers to trade and facilitate the cross-border movement of goods and services.
<b>NEPA</b>	National Environmental Protection Act – federal environmental law that applies to all projects funded with federal funds or requiring review by a federal agency.
<b>NHTSA</b>	National Highway Traffic Safety Administration
<b>NF</b>	New Freedom formula grant – Federal Transportation Administration
<b>NOx</b>	Nitrogen oxides – a group of highly reactive gases, all of which contain nitrogen and oxygen in varying amounts. NOx is a major component of ozone and smog, and is one of six principal air pollutants tracked by the EPA.
<b>OCTA</b>	Orange County Transportation Authority – agency responsible for planning and funding countywide transportation improvements, administering the county’s transportation sales tax revenues, and operating bus transit service.

<b>OMS</b>	Overall Work Program Management System
<b>OnTrac</b>	Orange-North America Trade Rail Access Corridor – formed in April of 2000 to build and support the Orangethorpe Avenue Grade Separation and Trade Corridor project, a 5-mile-long railroad-lowering project that will completely grade separate 11 rail crossings in the cities of Placentia and Anaheim.
<b>OWP</b>	Overall Work Program – SCAG develops an OWP annually, describing proposed transportation planning activities for the upcoming fiscal year, including those required by federal and State law.
<b>PECAS</b>	Production-Exchange-Consumption Allocation System
<b>PEIR</b>	Program Environmental Impact Report
<b>PMP</b>	Project Management Plan
<b>PRC</b>	Peer Review Committee – an “informal” committee of technical experts usually organized and invited to review and comment on various technical issues and processes used in the planning process.
<b>PeMS</b>	Freeway Performance Measurement System – a service provided by the University of California, Berkeley, to collect historical and real-time freeway data from freeways in the State of California in order to compute freeway performance measures.
<b>Person trip</b>	A trip made by a person by any mode or combination of modes for any purpose.
<b>PILUT</b>	Planning for Integrated Land-Use and Transportation – planning process initiated by SCAG to integrate the tasks related to RTP and PEIR development and COMPASS/Growth Visioning.
<b>PM10</b>	Particulate Matter – a mixture of solid particles and liquid droplets found in the air, 10 micrometers or less in size (a micrometer is one-millionth of a meter). These coarse particles are generally emitted from sources such as vehicles traveling on unpaved roads, materials handling, and crushing and grinding operations, as well as windblown dust.

<b>PM2.5</b>	Particulate Matter – a mixture of solid particles and liquid droplets found in the air, 2.5 micrometers or less in size (a micrometer is one-millionth of a meter). These fine particles result from fuel combustion from motor vehicles, power generation, and industrial facilities, as well as from residential fireplaces and wood stoves.
<b>PPP</b>	Public Private Partnership – public agencies partner with private companies to finance and work on public infrastructure projects.
<b>Proposition 42</b>	As of March 2002, placed in the State Constitution those provisions of current law requiring the use of State gasoline sales tax revenues for State and local transportation purposes.
<b>Proposition A</b>	Revenues generated from Los Angeles County’s local half-cent sales tax. Los Angeles County has two permanent local sales taxes (Propositions C and A).
<b>Proposition C</b>	Revenues generated from Los Angeles County’s local half-cent sales tax. Los Angeles County has two permanent local sales taxes (Propositions C and A).
<b>PSR</b>	Project Study Report – defines and justifies the project’s scope, cost, and schedule. PSRs are prepared for State highway projects and PSR equivalents are prepared for projects not on the State highway system. Under State law, a PSR or PSR equivalent is required for STIP programming.
<b>PTA</b>	Public Transportation Account – the major State transportation account for mass transportation purposes. Revenues include a portion of the sales tax on gasoline and diesel fuels.
<b>PTC</b>	Planned Positive Train Control
<b>PUC</b>	Public Utilities Commission – regulates privately owned telecommunications, electric, natural gas, water, railroad, rail transit, and passenger transportation companies.
<b>Railroad siding</b>	A short stretch of railroad track used to store rolling stock or enable trains on the same line to pass; also called sidetrack.
<b>REMI</b>	Regional Economic Model, Incorporated
<b>RC</b>	Regional Council

## GLOSSARY

<b>RCP</b>	Regional Comprehensive Plan
<b>RPMS</b>	Regional Pavement Management System
<b>RCTC</b>	Riverside County Transportation Commission – agency responsible for planning and funding countywide transportation improvements and administering the county’s transportation sales tax revenues.
<b>RDIR</b>	Regional Data and Information Repository
<b>Robust flight portfolio</b>	Providing a range of flight offerings in different haul length categories including short-haul, medium-haul, long-haul and international flights.
<b>RTIP</b>	Regional Transportation Improvement Program – refers to the share of capital outlay improvement funds controlled by regional agencies (75 percent of STIP funds). (Note: The FTIP is locally referred to as the 2002 RTIP.)
<b>RTP</b>	Regional Transportation Plan (RTP) – federally required 20-year plan prepared by metropolitan planning organizations and updated every three years. Includes projections of population growth and travel demand, along with a specific list of proposed projects to be funded.
<b>RTPA</b>	Regional Transportation Planning Agency – planning body responsible for transportation planning and project selection in a region.
<b>RTTAC</b>	Regional Transit Technical Advisory Committee
<b>RHNA</b>	Regional Housing Needs Assessment – quantifies the need for housing within each jurisdiction of the SCAG Region based on population growth projections. Communities then address this need through the process of completing the housing elements of their general plans.
<b>ROG</b>	Reactive organic gas – organic compounds assumed to be reactive at urban/regional scales. Those organic compounds that are regulated because they lead to ozone formation.
<b>RSTIS</b>	Regionally Significant Transportation Investment Study -- involves identifying all reasonable transportation options, their costs, and their environmental impacts. RSTIS projects are generally highway or transit improvements that have a significant impact on the capacity, traffic flow, level of service or mode share at the transportation corridor or sub-area level.

<b>RSTP</b>	Regional Surface Transportation Program – established by the California State Statute utilizing federal Surface Transportation Program funds. Approximately 76 percent of the State’s RSTP funds must be obligated on projects located within the 11 urbanized areas of California with populations of 200,000 or more.
<b>RTMS / RTMIS</b>	Regional Transportation Monitoring Information System – internet-based transportation monitoring system. The RTMS will be the source for real-time and historical transportation data collected from local, regional and private data sources.
<b>SPM</b>	Scenario Planning Model
<b>SRTS</b>	Safe Routes To Schools
<b>TCWG</b>	Transportation Conformity Working Group
<b>TPP</b>	Transit Project Priority
<b>SAFETEA-LU</b>	Safe, Accountable, Flexible and Efficient Transportation Equity Act-A Legacy for Users
<b>SBCTA</b>	San Bernardino County Transportation Authority –SBCTA is the council of governments and transportation planning agency for San Bernardino County. SBCTA is responsible for cooperative regional planning and developing an efficient multi-modal transportation system countywide.
<b>SANDAG</b>	San Diego Association of Governments
<b>SAS</b>	SAS Institute is an American developer of analytics software based in Cary, North Carolina. SAS develops and markets a suite of analytics software, which helps access, manage, analyze and report on data to aid in decision-making.
<b>SB</b>	Senate Bill

## GLOSSARY

<b>SB45</b>	Senate Bill 45 (Chapter 622, Statutes of 1997, Kopp) – established the current STIP process and shifted control of decision-making from the State to the regional level.
<b>SASVAM</b>	Small Area Secondary Variable Allocation Model
<b>SCAB</b>	South Coast Air Basin – comprises the non-Antelope Valley portion of Los Angeles County, Orange County, Riverside County, and the non-desert portion of San Bernardino County.
<b>SCAG</b>	Southern California Association of Governments – the metropolitan planning organization (MPO) for six counties including Los Angeles, Orange, San Bernardino, Riverside, Ventura, and Imperial.
<b>SCAQMD</b>	South Coast Air Quality Management District – the air pollution control agency for Orange County and major portions of Los Angeles, San Bernardino and Riverside Counties in Southern California.
<b>SCCAB</b>	South Central Coast Air Basin – comprises San Luis Obispo, Santa Barbara, and Ventura Counties.
<b>SCRIFA</b>	Southern California Railroad Infrastructure Financing Authority.
<b>SCRRA</b>	Southern California Regional Rail Authority – formed in August 1991, the SCRRA plans, designs, constructs and administers the operation of regional passenger rail lines (Metrolink) serving the counties of Los Angeles, Orange, Riverside, San Bernardino and Ventura.
<b>SCS</b>	Sustainable Communities Strategies
<b>SED</b>	Socioeconomic Data – population, employment and housing forecast.
<b>SHA</b>	State Highway Account – the major State transportation account for highway purposes. Revenues include the State excise taxes on gasoline and diesel fuel and truck weight fees.
<b>SHOPP</b>	State Highway Operation and Protection Program – a four-year capital improvement program for rehabilitation, safety, and operational improvements on state highways.
<b>SHSP</b>	Strategic Highway Safety Plan



## GLOSSARY

<b>SIP</b>	State Implementation Plan - State air quality plan to ensure compliance with State and federal air quality standards. In order to be eligible for federal funding, projects must demonstrate conformity with the SIP.
<b>STDMF</b>	Statewide Travel Demand Model Framework
<b>SOX</b>	Sulfur Oxide – any of several compounds of sulfur and oxygen, formed from burning fuels such as coal and oil.
<b>SOW</b>	Scope of Work
<b>SR-1</b>	State Route 1– a state highway that runs along much of the Pacific coast. Also known as Pacific Coast Highway (PCH) in Southern California.
<b>SSAB</b>	Salton Sea Air Basin – comprises the Coachella Valley portion of Riverside County and all of Imperial County.
<b>STA</b>	State Transit Assistance – State funding program for mass transit operations and capital projects. Current law requires that STA receive 50 percent of PTA revenues.
<b>STIP</b>	State Transportation Improvement Program – a four-year capital outlay plan that includes the cost and schedule estimates for all transportation projects funded with any amount of State funds. The STIP is approved and adopted by the CTC and is the combined result of the ITIP and the RTIP.
<b>STP</b>	Surface Transportation Program – provides flexible funding that may be used by states and localities for projects on any federal-aid highway, bridge projects on any public road, transit capital projects, and intracity and intercity bus terminals and facilities. A portion of funds reserved for rural areas may be spent on rural minor collectors.
<b>SWITRS</b>	State-Wide Integrated Traffic Records System
<b>TANN</b>	Traveler Advisory News Network – provides real-time traffic and transportation information content to communications service providers and consumer media channels both nationally and internationally.
<b>TAC</b>	Technical Advisory Committee

## GLOSSARY

<b>TAZ</b>	Traffic Analysis Zone – zone system used in travel demand forecasting.
<b>TC</b>	Transportation Committee
<b>TCA</b>	Transportation Corridor Agencies
<b>TCC</b>	Transportation and Communications Committee
<b>CM</b>	<p>Transportation Control Measure – a project or program that is designed to reduce emissions or concentrations of air pollutants from transportation sources. TCMs are referenced in the State Implementation Plan (SIP) for the applicable air basin and have priority for programming and implementation ahead of non-TCMs.</p> <p>Traffic Congestion Relief Program – enacted by State legislation in 2000 to provide additional funding for transportation over a six-year period (later extended to eight years). The program is funded by a combination of General Fund revenues (one-time) and ongoing revenues from the State sales tax on gasoline. In March 2002 voters passed Proposition 42, which permanently dedicated gasoline sales tax revenues to transportation purposes.</p>
<b>TCRP</b>	
<b>TDA</b>	Transportation Development Act – State law enacted in 1971 that provided a 0.25 percent sales tax on all retail sales in each county for transit, bicycle, and pedestrian purposes. In non-urban areas, funds may be used for streets and roads under certain conditions.
<b>TDM</b>	Transportation Demand Management – strategies that result in more efficient use of transportation resources, such as ridesharing, telecommuting, park and ride programs, pedestrian improvements, and alternative work schedules.
<b>TEA-21</b>	Transportation Equity Act for the 21st Century – signed into federal law on June 9, 1998, TEA-21 authorizes the federal surface transportation programs for highways, highway safety, and transit for the six-year period 1998–2003. TEA-21 builds upon the initiatives established in ISTEA.
<b>TEAM</b>	Transportation Electronic Award and Management System – FTA grant application and reporting system

<b>TEU</b>	Twenty-foot Equivalent Unit.
<b>Tier 2</b>	The set of 2002 RTIP projects that is not included in the Baseline scenario. Tier 2 projects are recognized as committed projects and the RTP gives them first-funding priority after the Baseline.
<b>TIF</b>	Transportation Impact Fee – charges assessed by local governments against new development projects that attempt to recover the cost for streets and roads incurred by government in providing the public facilities required to serve the new development.
<b>TIFIA</b>	Transportation Infrastructure Finance and Innovation Act of 1998 – established a new federal credit program under which the USDOT may provide three forms of credit assistance—secured (direct) loans, loan guarantees, and standby lines of credit—for surface transportation projects of national or regional significance. The program’s fundamental goal is to leverage federal funds by attracting substantial private and other non-federal co-investment in critical improvements to the nation’s surface transportation system. Sponsors may include state departments of transportation, transit operators, special authorities, local governments, and private entities.
<b>TIPs</b>	Transportation Improvement Programs – a capital listing of all transportation projects proposed for a region during some period of time. The projects include highway improvements, transit, rail and bus facilities, high occupancy vehicle lanes, signal synchronization, intersection improvements, freeway ramps, etc.
<b>TMC</b>	Traffic Management Center – the hub of a transportation management system, where information about the transportation network is collected and combined with other operational and control data to manage the transportation network and to produce traveler information.
<b>TOD</b>	Transit-Oriented Development – a land-use planning tool that promotes pedestrian-friendly environments and supports transit use and ridership. TOD focuses on high-density housing and commercial land-uses around bus and rail stations.

<b>TP &amp; D</b>	Transportation Planning and Development Account – a State transit trust fund that is the funding source for the STA program.
<b>Transit-dependent</b>	Individual(s) dependent on public transit to meet private mobility needs (e.g., unable to drive, not a car owner, not licensed to drive, etc.).
<b>Trantrak</b>	RTIP database management system.
<b>TSM</b>	Transportation System Management
<b>TUMF</b>	Transportation Uniform Mitigation Fee – ordinance enacted by the Riverside County Board of Supervisors and cities to impose a fee on new development to fund related transportation improvements.
<b>UP</b>	Union Pacific Railroad.
<b>USDOT</b>	U.S. Department of Transportation – federal agency responsible for the development of transportation policies and programs that contribute to providing fast, safe, efficient, and convenient transportation at the lowest cost consistent with those and other national objectives, including the efficient use and conservation of the resources of the United States. USDOT is comprised of ten operating administrations, including FHWA, FTA, FAA, and FRA.
<b>UZA</b>	Urbanized Area
<b>VCTC</b>	Ventura County Transportation Commission – agency responsible for planning and funding countywide transportation improvements.
<b>Vehicle Hours of Delay</b>	The travel time spent on the highway due to congestion. Delay is estimated as the difference between vehicle hours traveled at a specified free flow speed and vehicle hours traveled at a congested speed.
<b>Vehicle trip</b>	The one-way movement of a vehicle between two points.
<b>VMT</b>	Vehicle Miles Traveled – on highways, a measurement of the total miles traveled by all vehicles in the area for a specified time period. It is calculated by the number of vehicles times the miles traveled in a given area or on a given highway during the time period. In transit, the number of vehicle miles operated on a given route or line or network during a specified time period.

**VOC**

Volatile Organic Compounds – organic gases emitted from a variety of sources, including motor vehicles, chemical plants, refineries, factories, consumer and commercial products, and other industrial sources. Ozone, the main component of smog, is formed from the reaction of VOCs and NO<sub>x</sub> in the presence of heat and sunlight.



**FINAL**  
**Overall Work  
Program**

**Fiscal Year 2019-2020**

**D**  
Other Agencies  
Transportation Planning Activities

**FY19-20 WORK PROGRAM  
For Transportation Planning Activities**

**FOR Foothill Transit**

Activity Description	Product(s)	Funding Source	Estimated Cost	Estimated Completion Date
Bus Replacement	Revenue vehicles	FTA Sec. 5307, Local MOSIP	\$6,000,000	June 2020
In-Depot Charging Infrastructure	Electric charging system	FTA Sec. 5312, Local MOSIP	\$3,000,000	June 2020
Mt. San Antonio College Transit Center	Transit store, 10 Bus bays, 2 Charges for electric buses, Sheltered waiting area	FTA Sec. 5339, Local MOSIP	\$5,900,000	June 2020
Downtown L.A. Layover Parking	Parking structure improvement	FTA Sec. 5307, Local MOSIP	\$3,100,000	June 2020

FY19-20 WORK PROGRAM  
For Transportation Planning Activities

FOR Imperial County Transportation Commission

Activity Description	Product(s)	Funding Source	Estimated Cost	Estimated Completion Date
Planning study for the Forrester Road Corridor & Westmorland Bypass	PSR Forrester Road Corridor	Local Measure D	\$617,500	TBD
Planning study for the region's Imperial Valley Transit services	Region Wide Transit Fare Study	TDA	\$150,000	February 2020
Planning document that identifies short term, mid-term, and long term transportation improvements	Long Range Transportation Plan	TDA	\$200,000	TBD
Comprehensive plan to identify GHG reductions	Regional Climate Action Plan	State	\$200,000	June 2020
Update to the 2011 Short Range Transit Plan	Mobility Management Pilot Program	FTA	\$350,000	TBD
Feasibility Study-State Route 78 / Glamis	Multi-use Grade Separated Crossing (GSC)	Federal	437,500	February 2021
Imperial County Regional Active Transportation Plan	Develop a new region-wide ATP	Federal	\$250,000	June 2021
Analysis of Transit Passenger Counts	Passenger Statistical Summary	TDA	\$100,000	June 2020
Transit Tracking for Buses	Transit	AVL	\$240,000	TBD



FY19-20 WORK PROGRAM  
For Transportation Planning Activities

FOR Los Angeles County Metropolitan Transportation Agency (LACMTA)

Activity Description	Product(s)	Funding Source	Estimated Cost	Estimated Completion Date
Metro Bike Share Expansion	Complete implementations of GGRF grant stations in Central LA area.	Local	\$1,700,000	June 2020
Corridor surveys showing travel behavior Before & After project openings	Conduct Crenshaw BnA study, Sepulveda Transit corridor project BnA	Measure M, FTA	\$260,000	TBD
Development of the Active Transportation Strategic Plan (ATSP) Next Steps	Study to analyze, identify, and select Active Transp. corridors for implementation.	Measure M	\$64,600	TBD
ROSECRANS & MARQUARDT GRADE SEPARATION	In-House Environmental Report Review	Measure R	\$20,000	June 2020
W. STA ANA BRANCH CORRIDOR ADMIN	Activities include - Draft EIS/EIR, Adv Conceptual Engineering, additional technical analyses, Stakeholder Roundtable mtgs, Community Outreach, temp staff supporting WSAB cities and grant assistance.	Measure R	\$9.2M	TBD
GRN LIN EXT RDONDO BCH-S. BAY Study	Award for environmental & Advanced Conceptual Engineering contract. Draft EIS/EIR.	Measure R	\$1.65M	TBD

FOR Los Angeles County Metropolitan Transportation Agency (LACMTA)

EASTSIDE EXTENSION PHASE II Project	ACE (15% Design) Contract, Community Outreach contract, and Third Party consultation agreements.	Measure R, Measure M	\$7.6M	TBD
EASTSIDE LIGHT RAIL ACCESS construction project	Start construction and complete 1st/last mile improvements around the four Metro Gold Line stations in Unincorporated East Los Angeles. Construction of improvements being completed by County of Los Angeles Funding Agreement. Review final plans & provide technical support as needed.	Measure R	\$4.3M	TBD
AIRPORT METRO CONNECTOR Project	Complete In-House Environmental Report Review	CMAQ, Measure R	\$5,500	June 2020
SEPULVEDA TRANSIT CORRIDOR	Complete In-House Environmental Report Review	Measure R	\$1.6M	TBD
EAST SFV TRANSIT CORRIDORS	Completing First Last Mile planning work and Sepulveda Coordination. In-House Environmental Report Review.	Measure R	\$565,000	TBD
BRT CONNECTOR RED/ORANGE LINE Study (NoHo to Pasadena)	Environmental Clearance, Community Outreach	Measure M	\$2.3M	TBD
VERMONT TRANSIT CORRIDOR	Conduct environmental clearance of the corridor.	Measure M	\$400,000	June 2028
NORTH SAN FERNANDO VALLEY BRT	Conduct environmental clearance of the corridor.	Measure M	\$2.3M	TBD

**FOR Los Angeles County Metropolitan Transportation Agency (LACMTA)**

LARVR WATERWAY SYS BIKE PATH	Environmental Clearance and 60% Design. Community Outreach and Stakeholders meeting	Measure M	\$7M	June 2025
CRENSHW NORTHEN EXTENSION	Outreach, technical services, and EIR.	Measure M	\$1.2M	TBD
FTIP	The Program Metro Software as a Services (SaaS) has been used to manage the federally mandated programmed document (FTIP) on the order of 1000+ transportation projects in LA County with approximately 100 member agencies, including 88 cities, 12 municipal agencies, 4 joint powers association, 2 ports in LA County, which include more than 400 users.	Prop A, C, TDA Admin	\$300K	TBD
Prepare 30% design for I-405 SEPULVEDA EXPRESSLANES Project	30% design, RFP for design build construction of I-405 Express Lanes	Measure M	\$2M	Summer 2021
Prepare 30% design for I-105 ExpressLanes project and design build RFP	30% design, RFP for design build construction of 105 ExpressLanes	Measure M	\$2M	Summer 2021
Coordinate Human Services Transportation Planning	FTA requires Coordinated Public Transit-Human Services Transit Plan. Audit Bench for New Freedom & JARC grants site visits and vehicle maintenance check.	JARC	\$15,000	TBD

**FOR Los Angeles County Metropolitan Transportation Agency (LACMTA)**

SR 710 North Early Action Projects	Completion of the environmental clearance; 4 Alternative Analysis for signal improvement, etc.	FTA, Measure R	\$1.6M	TBD
SCRIP Link Union Station	Environmental clearance for the expansion of Union Station Tracks	FTA, Measure R	\$23M	TBD
Enhanced Mobility of Seniors and Individuals with Disabilities Program (Section 5310)	Oversight of the program provides operating and capital assistance to improve access to fixed route service to eligible private non-profit organizations, and/or State or local government authorities. Grants Technical Assistance, Coordinated Plan Update and Site Visits & Vehicle Maintenance checks.	FTA	\$4.3M	TBD
New Freedom Program (Section 5317)	Oversight of this program for new public transportation services beyond those required by the ADA and/or new public transportation alternatives	FTA, JARC	\$4.1M	TBD
Regional Grants Management	Legal expertise on federal grant issues such as New Starts grant funding, changes in federal funding requirements & responding to US Department of Labor requests	Local Prop A, C, TDA Admin	\$350,000	TBD

**FY19-20 WORK PROGRAM  
For Transportation Planning Activities**

**FOR City of Los Angeles Department of Transportation**

<b>Activity Description</b>	<b>Funding Source</b>	<b>Product(s)</b>	<b>Estimated Cost (thousands)</b>	<b>Estimated Completion Date</b>
Complete	Complete	Commuter Express Service Expansion to Alleviate Congestion on Harbor Freeway: Purchase one new commuter express bus and extension of several AM & PM trips on Express Route 438.	\$910	12/31/2020
Complete	CMAQ; City Funds	PURCHASE DASH REPLACEMENT CLEAN FUEL VEHICLES	\$3,709	12/31/2020
Bid/Advertise Phase	CMAQ; City Funds	DASH Electric Clean Fuel Vehicles - Headway Reduction	\$3,411	4/30/2022
Contract/Award	CMAQ; City Funds	Purchase of Three (3) Electric Zero Emission DASH Buses	\$2,475	12/31/2020
In the Environmental documentation process; CEQA is	City Funds	Historic Los Angeles Streetcar	\$250,000	12/30/2021

**FOR City of Los Angeles Department of Transportation**

complete and NEPA is pending				
Preparing request for proposal for work	FY 18-19 Transit and Intercity Rail Capital Program (TICRP) - \$7,184,000 California Hybrid and Zero-Emission Truck and Bus Voucher Incentive Project (HVIP) - \$1,680,000 FY 15-16 FTA Section 5339 (a) Bus and Bus Capital Allocation - \$1,225,000 FY 18-19 FTA Section 5339(b) Bus and Bus Facilities Discretionary (Bus Program) - \$3,215,977 City Fund - LADWP - \$896,000 LA County Proposition A (Prop A)- \$4,962,500	Upgrade and electrification of two existing bus yards and maintenance facilities (Sylmar and Washington)	\$19,162	10/2/2020
Preparing request for proposal to purchase buses	FTA 5307; City Funds	Purchase nine (9) replacement alternative-fueled 45-foot commuter buses.	\$6.409	2/1/2020
Preparing request for proposal to purchase buses	FTA 5307, City Funds	Purchase seven (5) Alternative-fuel 30-foot replacement buses for DASH program.	\$2.825	12/31/2020

FOR City of Los Angeles Department of Transportation

Preparing request for proposal to purchase buses	FTA 5307; FTA 5339 Low or No Emission; City Funds	Purchase 35 alternative-fuel 30-foot buses to expand DASH fleet and increase service hours and headways.	\$20,435	12/31/2022
Preparing request for proposal to purchase buses	FTA 5307; City Funds	Purchase 19 alternative-fuel 35-foot buses for replacement for the DASH program.	\$15,897	3/13/2020
Preparing request for proposal to purchase buses	FY 16, FY 16-17, FY 17-18 FTA 5307 - \$27,668,119 California Hybrid and Zero-Emission Truck and Bus Voucher Incentive Project (HVIP) - \$14,715,000 FY 16-17 and FY 17-18 California State Low Carbon Transit Operations (LCTOP - Cap and Trade) - \$1,366,000 California State (Prop 1B - PTMISEA) - \$4,151,313 California State Transformative Climate Communities Program (TCC) - Other State - Alt Fuel - \$1,713,015 LA County Mobile Source	Purchase of 120 30' to 35' electric buses	\$99,137	9/26/2024

FOR City of Los Angeles Department of Transportation

	Air Pollution Grant (MSRC - County)- \$1,300,000 LA County Proposition A (Prop A)- \$17,893,550			
Preparing request for proposal to purchase solar-powered, real-time bus arrival information signs	FTA 5307; City Funds	Purchase of 170 solar-powered, real-time bus arrival information signs for bus stop improvement in the Los Angeles Promise Zone	\$597	1/31/2020
Project Under Construction	FTA 5307, City Funds	Construction of Vehicle Maintenance Facility	\$12,818	12/31/2020
Project Under Construction	CMAQ; Prop A	New Downtown Bus Maintenance Facility for DASH with six service bays, a bus washing bay, and administrative buildings	\$5,795	12/31/2020



**FY 19-20 WORK PROGRAM  
For Transportation Planning Activities**

**FOR Orange County Transportation Authority**

<b>Activity Description</b>	<b>Product(s)</b>	<b>Funding Source</b>	<b>Estimated Cost</b>	<b>Estimated Completion Date</b>
Fullerton Park & Ride Lot Joint Development Assessment	Development Feasibility Analysis	FTA, STIP PPM	\$150,000	Dec 2019
Bristol Street Transit Corridor Study	Transit Alternatives Analysis	FTA, STIP PPM	\$550,000	Sep 2020
South Orange County Multimodal Transportation Study	Multimodal Transportation Plan	Federal STBG	\$750,000	Aug 2021
Freeway Bus Rapid Transit Concept Study	Transit Corridor Study	FTA, STIP PPM	\$238,000	Mar 2021

**FY19-20 WORK PROGRAM  
For Transportation Planning Activities**

**FOR Riverside County Transportation Commission (RCTC)**

Activity Description	Product(s)	Funding Source	Estimated Cost	Estimated Completion Date
010 – System Planning	Work on the development of a Countywide Integrated Long Range Transportation Plan to meet the needs and demands on the multimodal system.	STIP PPM, LTF	\$963K	October, 2019
025 – Air Quality and Conformity	Monitor progress of projects in 2016 and 2020 RTP/SCS; oversee and provide continued support and development of SCS to meet SB 375 goals/targets, prepare and submit RTP amendments, and participate in development of 2020 RTP/SCS. Continue implementation of commuter assistance/multi-modal service programs. Actively participate in SCAG’s Transportation Conformity Working Group (TCWG). And, monitor timely implementation of Transportation Control Measure (TCM) projects.	Measure A, STIP PPM, LTF, state and federal grants	\$200K	July 1, 2019 – June 30, 2020 (Ongoing)

**FOR Riverside County Transportation Commission (RCTC)**

<p><b>030 – Federal Transportation Improvement Program (FTIP)</b></p>	<p>Facilitate the implementation of the 2016 RTP/SCS and 2019 FTIP by assisting local agencies with project approvals and obligation of federal and state funds for regionally significant projects. Ensure consistency with federal financial constraint requirements for Riverside County projects.</p>	<p>Measure A, STIP PPM, LTF, state and federal grants</p>	<p><b>\$100K</b></p>	<p>July 1, 2019 – June 30, 2020 (Ongoing)</p>
<p><b>050 – Active Transportation Planning</b></p>	<p>Actively participate in the monitoring of Active Transportation Program (ATP) Cycles 1 through 4 as well as provide support and guidance to local agencies in the delivery of projects. Work with SCAG ATP Subcommittee to review/revise ATP MPO Guidelines for each cycle. Participate in SCAG’s Safety and Encouragement Campaign and other related ATP regional efforts.</p>	<p>Measure A, STIP PPM and LTF</p>	<p><b>\$75K</b></p>	<p>July 1, 2019 – June 30, 2020 (Ongoing)</p>

**FOR Riverside County Transportation Commission (RCTC)**

<p><b>080 – Performance Assessment &amp; Monitoring</b></p>	<p>Prepare PID/PSR documents for tolled express lanes. Continue developing inter/intra regional corridors in accordance with state/federal transportation planning requirements. Continue incident detection, SAFE, and ie511 programs. Work with Caltrans to monitor traffic conditions for federal CMP compliance, and identify resources for preservation and maintenance of highways.</p>	<p>Measure A, STIP PPM, LTF, state and federal grants</p>	<p><b>\$300K</b></p>	<p>July 1, 2019 – June 30, 2020 (Ongoing)</p>
<p><b>095- Regional Outreach and Public Participation</b></p>	<p>Maintain outreach efforts, such as #Rebootmycommute, to facilitate public input on priority projects and programs. Keep public informed of construction-related impacts. Promote working relationships with news and civic entities. Enhance public information delivery methods.</p>	<p>Measure A, STIP PPM, LTF</p>	<p><b>\$250K</b></p>	<p>July 1, 2019 – June 30, 2020 (Ongoing)</p>
<p><b>130 – Goods Movement</b></p>	<p>Continue working with partners from the Southern California Consensus Group, SCAG, and the State regarding freight and goods movement issues. Coordinate with partner agencies to apply for funding under the FAST Act and SB1TCEP programs to improve competitiveness for goods movement projects.</p>	<p>Measure A, STIP PPM, LTF, state and federal grants</p>	<p><b>\$75K</b></p>	<p>July 1, 2019 – June 30, 2020</p>

**FOR Riverside County Transportation Commission (RCTC)**

<p><b>140 - Transit and Rail Planning</b></p>	<p>Coordinate with transit operators on developing the Short Range Transit Plan. Integrate long-range transit and rail projects and programs in the 2020 RTP/SCS and RCTC LRTP. Continue feasibility studies for additional rail service in Riverside County and advocating for increased rail funding. Work with railroads to provide additional capacity for increased frequency service. Seek funding opportunities for operating and multimodal plans and projects. Study San Geronio Pass Area transit needs and develop recommendations for improved transit operations.</p>	<p>Measure A, State PPM, LTF, state and federal grants</p>	<p>\$200K</p>	<p>July 1, 2019 - June 30, 2020 (Ongoing)</p>
-----------------------------------------------	------------------------------------------------------------------------------------------------------------------------------------------------------------------------------------------------------------------------------------------------------------------------------------------------------------------------------------------------------------------------------------------------------------------------------------------------------------------------------------------------------------------------------------------------------------------------------------	------------------------------------------------------------	---------------	-----------------------------------------------

**FY19-20 WORK PROGRAM  
For Transportation Planning Activities**

**FOR Riverside Transit Agency**

Activity Description	Product(s)	Funding Source	Estimated Cost	Estimated Completion Date
Facilities Masterplan and Implementation Plan with Zero Emission Bus Cost Analysis and Infrastructure Plan	Facilities Masterplan, Zero Emission Bus Rollout Plan	LTF, STA, TUMF	\$1,800,000	November 2021
Route Performance Analysis and Title VI update	Recommendations for Route planning, updated Title VI report	FTA 5307, LTF, TUMF	\$100,000	January 2020

FY19-20 WORK PROGRAM  
For Transportation Planning Activities

FOR City of Simi Valley Transit

Activity Description	Product(s)	Funding Source	Estimated Cost	Estimated Completion Date
Transit Management System Implementation	Technology for efficient scheduling and data management	CMAQ, TDA, FTA	\$425,000	June 2020

FY 19-20 WORK PROGRAM - Amended  
For Transportation Planning Activities

For Ventura County Transportation Commission

<b>Activity Description</b>	<b>Product(s)</b>	<b>Funding Source</b>	<b>Estimated Cost</b>	<b>Estimated Completion Date</b>
Transit Planning and Programming	Preparation of FTIP and related items	FTA 5307, TDA	\$1,095,417	7/1/2021
Transit Mobility Management Information Center	Provision of transit information to patrons	FTA 5307, TDA	\$293,750	7/1/2021
Fare Collection / Passenger Counting Data Management	Analysis and reports of data generated by smartcard system	FTA 5307, TDA	\$368,750	7/1/2021
VCTC Transit Outreach Activities	Outreach to encourage increased transit ridership	CMAQ	\$600,000	7/1/2021
Elderly/Disabled Planning/Evaluation	Evaluation of ADA applications	FTA 5307, TDA	\$293,750	7/1/2021
VCTC Intercity Bus Planning	Commuter Bus System Scheduling and Related Items	FTA 5307, TDA	\$688,750	7/1/2021
Thousand Oaks Transit Planning & Education	Outreach to encourage increased transit ridership	FTA 5307, City	\$233,686	7/1/2020



**FY19-20 WORK PROGRAM**  
**For Transportation Planning Activities**  
**FOR Victor Valley Transit Authority**

Activity Description	Product(s)	Funding Source	Estimated Cost	Estimated Completion Date
Short Range Strategic Plan	Strategic Plan	STA/SBCTA	\$200,000	FY 2020
Battery Electric Bus Study)	BEB Implementation Study	LTF	\$25,000	Ongoing
Transportation Development Act Rules (with CTA)	Participating in a CTA task force	LTF	TBD	FY 2021
Bus on Shoulder Demonstration Projects (With CTA)	Participating in a planning committee with CTA	TBD	TBD	Unknown
Victorville Transfer Point	Relocation of current Victorville Transfer Point	Various including 5307; LTF; LCTOP	\$2.3M	FY 2023
Hesperia Transfer Point	Relocation of current Hesperia Transfer Point	Various including 5307; LTF; LCTOP	\$1.5M	FY 2022
Victor Valley Community College Transfer Point	Relocation of current Victorville Valley Community College Transfer Point	Various including 5307; LTF; LCTOP	\$2.75M	FY 2024

The Southern California Association of Governments (SCAG) is the nation's largest metropolitan planning organization and council of governments. To better serve the 19 million residents and 191 cities it represents, SCAG has an office in each of its six member counties: Imperial, Los Angeles, Orange, Riverside, San Bernardino and Ventura. For more information about SCAG call (213) 236-1800 or visit us at [scag.ca.gov](http://scag.ca.gov).



900 Wilshire Blvd., Ste. 1700  
Los Angeles, CA 90017  
Phone: (213) 236-1800

REGIONAL OFFICES

**IMPERIAL COUNTY**  
1503 North Imperial Ave., Ste. 104  
El Centro, CA 92243  
Phone: (760) 353-7800

**RIVERSIDE COUNTY**  
3403 10th St., Ste. 805  
Riverside, CA 92501  
Phone: (951) 784-1513

**VENTURA COUNTY**  
4001 Mission Oaks Blvd., Ste. L  
Camarillo, CA 93012  
Phone: (805) 642-2800

**ORANGE COUNTY**  
OCTA Building  
600 South Main St., Ste. 1233  
Orange, CA 92868  
Phone: (714) 542-3687

**SAN BERNARDINO COUNTY**  
Santa Fe Depot  
1170 West 3rd St., Ste. 140  
San Bernardino, CA 92418  
Phone: (909) 806-3556