

California's fertility: how high; how low?

Ethan Sharygin
Demographic Research Unit,
California Department of Finance

USC-SCAG Demographic Workshop
June 26, 2017

Summary

Talk overview:

- (1) how low is California's fertility rate?
- (2) how low might it go?
- (3) why is it low?
- (4) how high could it go?

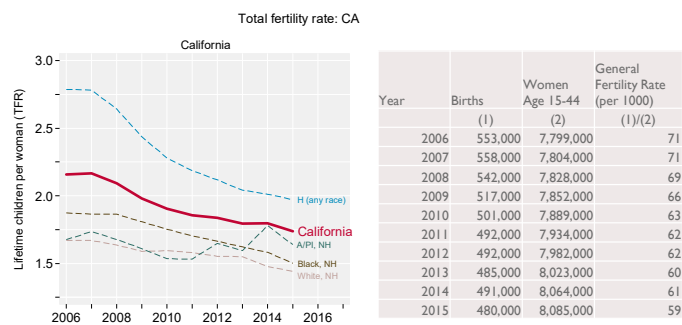
Summary

Talk overview:

- (1) how low is California's fertility rate?
- (2) how low might it go?
- (3) why is it low?
- (4) how high could it go?

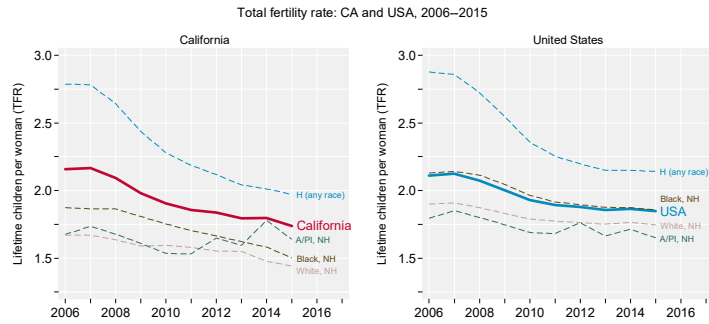
3

California: births and fertility rate



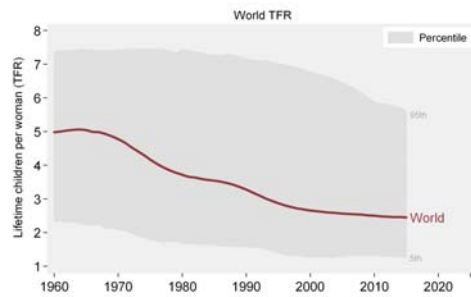
4

California: births and fertility rate



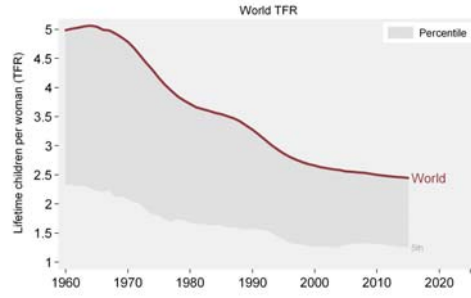
5

California and world fertility rates



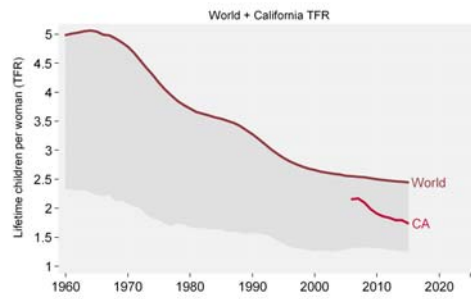
6

California and world fertility rates



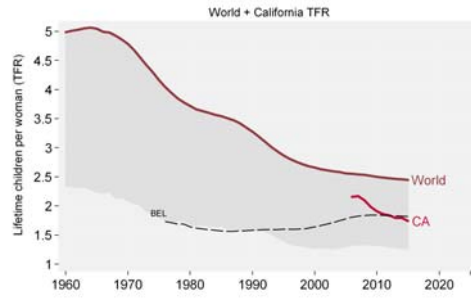
7

California and world fertility rates



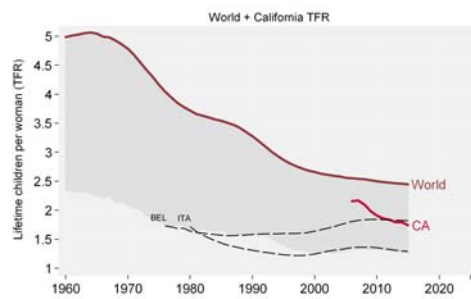
8

California and world fertility rates



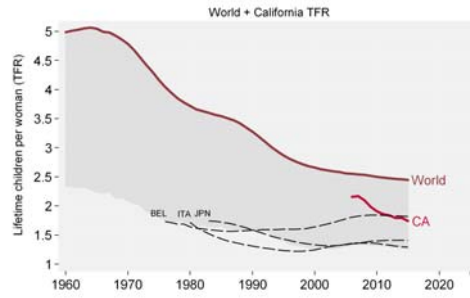
9

California and world fertility rates



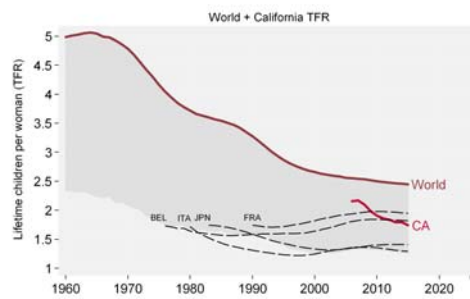
10

California and world fertility rates



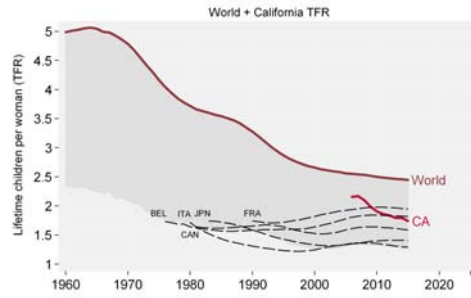
11

California and world fertility rates



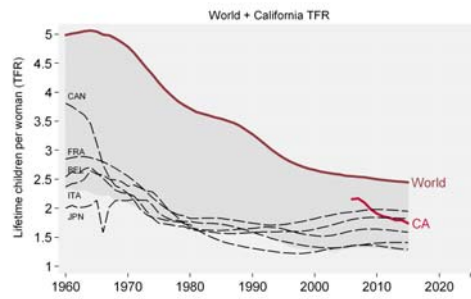
12

California and world fertility rates



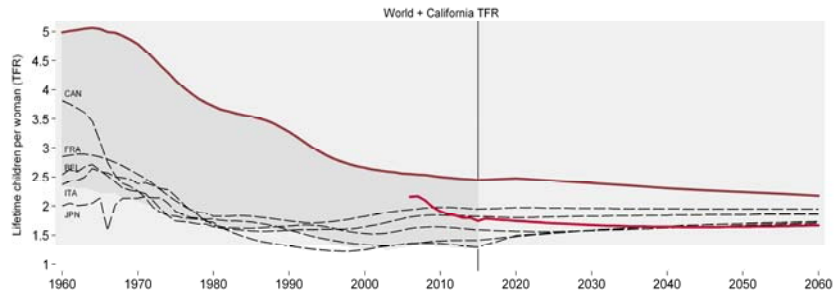
13

California and world fertility rates



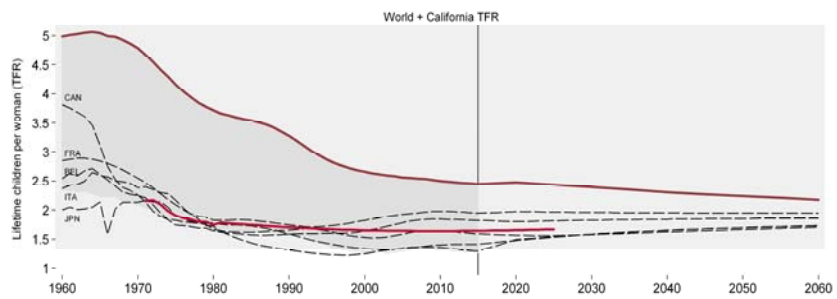
14

California and world fertility rates



15

California and world fertility rates



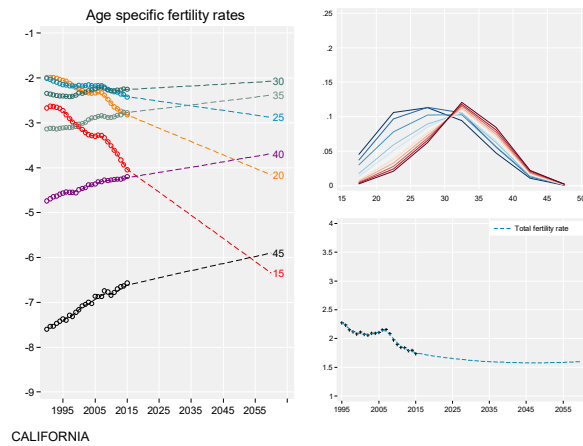
16

Reasons for low fertility

Proximate: 'aging' of mothers as a group

17

Reasons for low fertility



18

Reasons for low fertility

Proximate: 'aging' of mothers as a group

Ultimate causes:

- (1) education: enrollment and attainment effects Amin & Behrman 2013
- (2) contraceptive technology
- (3) housing overcrowding/prices Goodsel 1937; Thompson 1938; Mulder and Billari 2006
- (4) economic change: return to human capital
- (5) social factors: changing social institutions; trendsetters Kohler 2000

19

Factors in future fertility

Unknowns: economic optimism, housing, education, technology.

CA is on a normal 'developed country' trajectory (low, stable).
Low fertility rates, but stable population growth (immigration).
Geographic variation.

20